

Reorder No.  
D12.01



See pages 305 - 312  
for NEW tools!

# **QUALITY INDUSTRIAL ABRASIVE POWER TOOLS**

## **ACCESSORIES AND ABRASIVES**

**GLOBAL LEADERSHIP IN ABRASIVE  
POWER TOOL TECHNOLOGY**



**DYNABRADE.COM**

## Abrasive Belt & Finishing Tools

### Abrasive Belt Tools

Dynafile®	10
Dynafile® II	13
.4 hp Dynafile® II	14
Vacuum Dynafile® II	15
Electric Dynafile® II	15
Mini-Dynafile® II	18
Dynafile® III	20
Dynabelter®	24
Dynangle	27
Dynangle II	28
"Take-About" Sander	29
<b>Systems &amp; Solutions</b>	30

### Abrasive Finishing Tools

Dynastraight®	32
Lightweight Dynastraight®	37
Dynastraight® Flapper	38
Rolling Pin Sander	39
Mini-Dynisher	39
Dynisher	40
Electric Dynisher	41
Dyninger	42
Lightweight Dyninger	43
<b>Systems &amp; Solutions</b>	45

## General Purpose Tools

### Die Grinders

#### Non-Vacuum Models

Pencil Grinders	47
Quick-Change Pencil Grinder	49
.4 hp Die Grinders	52
.5 hp Die Grinders	59
.55 hp Die Grinder	62
.7 hp Die Grinders	63
1 hp Die Grinders	67

#### Vacuum Models

Central Vacuum Pencil Grinder	50
.4 hp Vacuum Die Grinders	69
.7 hp Vacuum Die Grinders	70
1 hp Vacuum Die Grinders	70

### Disc Sanders

#### Non-Vacuum Models

2" Dia. Disc Sanders	72
3" Dia. Disc Sanders	74
3" - 4" Dia. Disc Sanders	75
4" - 5" Dia. Disc Sanders	76
4", 4-1/2" Dia. Disc Sanders	78
4-1/2" - 5" Dia. Disc Sanders	79
5", 7" Dia. Disc Sanders	80
7" Dia. Disc Sanders	81
Right Angle Wet Sander	83

## General Purpose Tools (Cont'd.)

### Disc Sanders (Cont'd.)

#### Vacuum Models

2" Dia. Vacuum Disc Sanders	85
3" Dia. Vacuum Disc Sanders	87
5" Dia. Vacuum Disc Sanders	89
7" Dia. Vacuum Disc Sander	90
<b>Systems &amp; Solutions</b>	91

### Grinders

#### Non-Vacuum Models

2", 3" Dia. Depressed Center Wheel Grinders	93
3" Dia. Depressed Center Wheel Grinders	94
3", 4" Dia. Depressed Center Wheel Grinders	95
4" Dia. Depressed Center Wheel Grinders	96
4" - 5" Dia. Depressed Center Wheel Grinders	97
4-1/2" Dia. Electric Depressed Center Wheel Grinder	99
5" Dia. Depressed Center Wheel Grinders	100
7" Dia. Depressed Center Wheel Grinders	101
3", 4" Dia. Type 1 Wheel Grinders	103
6" Dia. Type 11 Cup Wheel Grinders	104
Cone or Plug Wheel Grinders	105
3" Dia. Cut-Off Wheel Tools	107
3" - 4" Dia. Cut-Off Wheel Tools	108
4" Dia. Cut-Off Wheel Tools	109

#### Vacuum Models

3" Dia. Vacuum Cut-Off Wheel Tools	110
4-1/2" - 5" Dia. Vacuum Cut-Off Wheel Tools	112
5" Dia. Vacuum Cut-Off Wheel Tool	113
<b>Systems &amp; Solutions</b>	114

### Buffing Tools

"Two-Step" System Tools	116
"Two-Step" System Process	117
3", 5" Dia. Dynabuffer	118
3" Dia. Buffers	119
3" Dia. Sander/Buffer and Buffer	121
Cut & Polish Rotary/Random Orbital Head	121
4" Dia. Straight-Line Buffers	123
5" - 8" Dia. Buffers	124
6" - 8" Dia. Buffers	125
Electric Buffer	126
Electric Random Orbital Buffer	126
<b>Systems &amp; Solutions</b>	127

## General Purpose Tools (Cont'd.)

### Drills & Specialty Tools

#### Non-Vacuum Models

.4 hp Drills	129
.4 hp, .5 hp Drills	131
.7 hp Drills	132
Drill Speed Recommendation Chart	134
DynaPen Series	138
Stockade Filer	141
Stockade Sander & Saw	142
Dynadie® III	143
Router	143
Dynascaler	145

#### Vacuum Models

.4 hp Vacuum Drills	136
.7 hp Vacuum Drills	137
Vacuum Router	144

## Random Orbital & Finishing Sanders

### Random Orbital Sanders

#### Non-Vacuum & Vacuum Models

Dynorbital® Supreme	148
Wet Dynorbital® Supreme	150
Dynorbital® Silver Supreme	152
Dynorbital-Spirit®	154
HiVac Dynorbital-Spirit®	156
"Swirl-Free Checklist"	157
Two-Hand Dynorbital®	157
11" Dia. Two-Hand Dynorbital®	159
11" Dia. Electric Two-Hand Dynorbital®	159
Palm-Style Mini-Dynorbital®	160
7° Offset Mini-Dynorbital®	161
Angle-Head Mini-Dynorbital®	162
Right Angle Mini-Dynorbital®	163
<b>Systems &amp; Solutions</b>	164

### Gear-Driven & Finishing Sanders

#### Non-Vacuum & Vacuum Models

DynaLocke®	166
Gear-Driven Sanders	168
11" Dia. Gear-Driven Sanders	169
Dynafine® Detail Sander	170
Dynafine® "Backsplash" Sander	171
Dynafine® Finger Sander	172
Dynafine® Raised Panel Sander	172
Dynabug® "Model T" Sander	173
Wet Dynabug® "Model T" Sander	174
Dynabug® Sander	175
Dynabug® II Sander	176
Dynaline Sander	178
11" File Board Sander	179
Right Angle Denibber	180
<b>Systems &amp; Solutions</b>	181



## Dynabrade Red Tools



DynaZip Air Tool .....	183
Auto File II .....	184
Disc Sanders .....	184
Die Grinders .....	185
Cut-Off Wheel Tools .....	186
Impact Wrench .....	186
Right Angle Buffers .....	187
Pistol Grip Buffer .....	188
Dual-Piston Sander .....	188
RED-TRED® Eraser Disc Tools .....	189

## Abrasive Machinery



Bench & Pedestal Belt Grinders .....	191
Bench & Pedestal Disc Grinder .....	193
Versatility Grinder .....	194
Electric Tool Post Grinder .....	200
Air Tool Post Grinder .....	201
SuperFinisher .....	202
Coolant Filtration System .....	203

## Source Capture Systems



Downdraft Sanding Tables .....	205
Metal Capture Downdraft Table .....	207
Metal Capture Downdraft Station .....	208
Electric Portable Vacuum System .....	209
Electric Industrial Portable Vacuum .....	211
Electric Portable Vacuum Accessories .....	214
Pneumatic Portable Vacuum System .....	215
Vacuum Hoses & Cuffs .....	216
Conversion Kits, Swivel Adapters, Accessories .....	218
Dust Collection Receptacles, Self-Contained Systems .....	219
Downdraft Table Replacement Filters, Respirator Masks .....	220
Random Orbital Sander Overskirt Shrouds .....	220
Disc Sander Vacuum Shrouds, Conversion Kits .....	221
Pencil Grinder Vacuum Shrouds .....	221

*For more information, visit [Dynabrade.com](http://Dynabrade.com)!*

## Accessories



Air Line Assemblies - Flexible, Swivel-Style .....	226
Air Line Assemblies - Lightweight .....	225
Air Line Fittings .....	227
Air Motor Tune-Up Kits .....	267
Arbors, Accessories .....	248
Bench Mount .....	255
Buffing Pads, Hook-Face .....	239
Carbide Burrs .....	251
Contact Wheels & Assemblies .....	256
Couplers, Coupler/Plug Assemblies .....	228
Disc Sanding Pads & Assemblies .....	242
Drop-In Motors .....	265
Dynabug®, Dynabug® II, Dynabug® "Model T" Pads .....	237
Dynacushion® Pneumatic Wheels .....	244
Dynafine® Sanding Pads .....	236
Dynaflex Expander Wheels .....	246
DynaJet In-Line Blow Guns .....	224
Dynaline Sanding Pads .....	235
DynaMitt Sanding Glove .....	253
Dynaswivel® Air Line Connectors .....	223
DynaWheel Pneumatic Wheels .....	245
DynaZip Accessories, Overhose Assemblies .....	247
Dynūba, Lubricants and Grease .....	254
File Board Sanding Pads .....	239
Filter-Regulator-Lubricator .....	224
Finesse Sanding Creme & Glaze .....	255
Foam-Backed Sanding Pads .....	240
Gear-Driven Sanding Pads .....	234
Handles for Various Tools .....	253
Hanger for Right Angle Denibber .....	241
Hangers for Various Tools .....	253
Interface Pads, Pad Conversions .....	238
Leveling Jacks .....	252
Mini-Dynorbital® Disc Pads .....	240
Mini-Dynorbital® Sanding Heads .....	241
Mini-Dynorbital® Sanding Pads .....	241
Pneumatic Wheels, Accessories .....	243
Portable Wet Tank Assembly .....	255
Random Orbital Sanding Pads, Overview .....	229
Random Orbital Sanding Pads, Vinyl-Face .....	230
Random Orbital Sanding Pads, Hook-Face .....	231
Random Orbital Sanding Pads, Specialty .....	232
Random Orbital Sanding Pads, Additional .....	233
Random Orbital / Gear-Driven Sanding Pads .....	235
RED-TRED® Eraser Disc, Accessories .....	247
Safety-Lock Throttle Levers .....	253
Slotted Wheels .....	246
Threaded Adapters .....	250
Wet/Dry Sander Disc Pads .....	240

## "AbrasiveEdge" Abrasives



Bands, Abrasive .....	285
Belts, Abrasive .....	270
Blades & Files .....	292
Bonded Products .....	281
Discs, Abrasive .....	275
Discs, Center-Hole .....	280
Discs, Locking-Type .....	279
Dynafine® Abrasives .....	278
Dynascaler Flaps & Hub .....	293
Grit Grading Systems .....	294
Polishing Products .....	288
Rolls & Strips, Abrasive .....	286
Rolls, Microfinishing .....	287
Scribe Points & Chisels .....	293
Sheets, DynaCut .....	277
Stars, Abrasive .....	284
Wheels, Abrasive .....	282
Wheels, Convolute .....	283
Wheels, Cut-Off .....	293
Wire Products .....	289

## Product & Safety Information



Safety Comes First .....	296
Safety Guidelines .....	297
Recommended Air System .....	300
Selecting a Compressor .....	301
Maintaining Adequate Air Flow .....	302
Healthy Work Environment .....	303
Performance Assurance .....	304

## Numerical Tool Index

313



# General Product Information

## Discover The Dynabrade Difference!

### DYNABRADE MISSION STATEMENT

*To exceed the expectations of our customers through the innovative design of the highest quality abrasive power tools and related accessories.*

#### Product Line

Founded in 1969, Dynabrade has earned a reputation and position of continued leadership in the innovative design and manufacturing of unique portable abrasive power tools. Dynabrade tools grind, deburr, file, sand and polish to meet the needs of many industries, for work with metals, wood, plastics, glass, rubber, stone, fiberglass, composites and more.

#### Continuous Quality Control

Every Dynabrade product undergoes rigorous performance tests at precise stages, from design conception through product assembly and packaging, to ensure they meet our own high standards and the demands of our customers. Our goal is to maintain or improve Dynabrade quality with product and service performance levels that equal or exceed that of any competitor, and to exceed customers' expectations worldwide.

#### Dynabrade Trademarks

Trademarks and service marks used in this catalog are the property of Dynabrade, Inc. Dynabrade, "D" logo are registered trademarks of Dynabrade, Inc. Other registered marks include: Dynafine®, Dynabelter®, Dynadie®, Dynastraight®, Dynapad®, Dynaswivel®, Dynorbital®, Dynorbital-Spirit®, Dynacushion®, Dynabug®, Dynafine®, DynaLocke®. Use of these marks is strictly prohibited without prior written consent of Dynabrade, Inc.

#### Product Maintenance

To maximize the long-term value of your Dynabrade products, have them repaired by our factory experts. We have a fully trained staff to meet all your service needs. By relying on Dynabrade for service, you can be confident that your tool will continue to operate at peak levels of performance. For those who have their own in-house repair facilities, ask your local Dynabrade distributor about our Tune-Up Kits available for selected models, or place your order for specific parts directly with your Dynabrade distributor.

##### *Flat Rate Repair*

Flat rate repair offers a reliable way to keep your tools at peak performance at a known cost. It includes labor and all necessary parts needed to restore the tool to approved factory performance levels. Dynabrade will only repair standard items that were returned with the tool. (If accessories such as Contact Arms, Pads, etc. are missing from the tool or damaged, they will not be replaced.) We may determine, based on our examination, that a product is beyond economical repair.

##### *Motor Tune-Up Kits – See Page 267*

The regular maintenance of any air tool will contribute to greater efficiency of the tool and will prolong tool life. Motor Tune-Up Kits contain replacement parts which are most susceptible to wear. Each Dynabrade tool has an associated Motor Tune-Up Kit, which you will find referenced throughout the catalog.

##### *Drop-In Motors – See Page 265*

Drop-in Motors provide a convenient, dependable way to repair your tools in-house.

##### *Industrial Air Tool Maintenance*

Dynabrade has designed a booklet to promote and assist with proper air tool maintenance. Please order our "Industrial Air Tool Maintenance Guide," no. D07.18.



*Dynabrade, Inc.  
World Headquarters  
in Clarence, New York*



# Dynabrade Distribution

*Service and Support for Customers Worldwide*

## Global Network of Authorized Dynabrade Distributors

Dynabrade supplies high-quality portable abrasive power tools to customers through a worldwide network of professional distributors, who are capable of meeting the specific needs of the industrial marketplace. Our distributors have extensive knowledge of Dynabrade's complete line of power tools and related accessories. Their goal is to improve the customer's competitiveness by minimizing costs through a continuous improvement process.

## FREE Demonstration Policy

We can perform a no-obligation demonstration of Dynabrade products in your facility. It is a sure way to see which product is best suited to your application, and to experience the time, labor and cost-saving advantages of Dynabrade products. Contact your local Dynabrade distributor to arrange an on-site demonstration. To locate your nearest Dynabrade distributor, call our Customer Service Department, or visit our distributor locator at: [Dynabrade.com](http://Dynabrade.com).

## Customer Service

Dynabrade's Customer Service staff has just one important job – to make sure that you are completely satisfied with your order and service. Our Customer Service Department is staffed with highly trained people, ready to serve you in any way they can, from order-taking to technical service to rush shipments! To more efficiently serve the international marketplace, our Luxembourg office can communicate in 14 languages. In short, our commitment to customer service is to satisfy our customers by serving them well. If we can help or improve in any way, we'd like to hear from you.

**For More Information, Prices or an On-Site Demonstration, Contact Your Local Dynabrade Distributor or Call/Fax our Consumer Information Numbers:**

### **DYNABRADE, INC.**

8989 Sheridan Drive • Clarence, New York 14031-1419  
Phone: (716) 631-0100 • Fax: 716-631-2073

**US Consumers Call Toll-Free: 1-800-828-7333**

### **DYNABRADE INTERNATIONAL**

8989 Sheridan Drive • Clarence, New York 14031-1419  
Phone: (716) 631-0100 • Fax: 716-631-2524

**Canadian Consumers Call Toll-Free: 1-800-344-1488**

### **DYNABRADE EUROPE S.à r.l.**

Zone Artisanale Op Tomm 6 • L-5485 Wormeldange—Haut,  
Luxembourg • Telephone: +352 768 494 1 • Fax: +352 768 495

### **DYNABRADE INDIA ABRASIVE POWER TOOLS Pvt Ltd.**

EL-54, TTC Industrial Area, M.I.D.C. Mahape, Electronic Zone,  
Navi Mumbai - 400705 • Maharashtra, India  
Telephone: +91 22 2763 2226 • Fax: +91 22 2763 2228

**Visit Dynabrade's Website at: [Dynabrade.com](http://Dynabrade.com)**



# Safety Comes First

*See Additional Safety Information on Page 295*

## Safe Operation

Understanding the proper and safe procedures involved with operating power tools is our primary concern. Accidental injury or death can be prevented and/or reduced by reading and understanding the following:

- Safety Code for Portable Air Power Tools (B186.1), Compressed Air & Gas Institute Standard (CAGI).
- Safety Requirements for Use, Care and Protection of Abrasive Wheels (B7.1), American National Standards Institute (ANSI).
- Hand-Held Non-Electric Power Tools – Safety Requirements (ISO 11148), International Organization for Standards (ISO).
- General Industry Safety & Health Regulations (CFR 29 Part 1910), Occupational Safety and Health Administration (OSHA).
- Applicable State and Local Regulations (regulations may vary).

**Users are responsible for following all established safety codes and regulations.**

## Safety Legend

**Carefully Read All Instructions Before Operating or Servicing Any Dynabrade Abrasive Power Tools**

Always operate, inspect and maintain tools in accordance with all safety codes and regulations for the protection of operating personnel as well as adjacent areas. All products offered by Dynabrade are not to be modified, converted or otherwise altered from the original design without the expressed written consent from Dynabrade, Inc. Use only genuine Dynabrade® replacement parts and accessories made especially for the tool in use. The use of any other manufacturers' replacement parts and accessories could create a hazard.

## ! WARNING



Read and understand tool manual before use to reduce risk of injury to operator, visitors, and tool.



Eye protection must be worn at all times, eye protection to conform to ANSI Z87.1.



Respiratory protection to be used when exposed to contaminants that exceed the applicable threshold limit values required by law.



General warning. Caution, risk of danger. Practice safety requirements. Work alert, have proper attire, and do not operate tools under the influence of alcohol or drugs.



Ear protection to be worn when exposure to sound, exceeds the limits of applicable Federal, State or local statutes, ordinances and/or regulations.



Air line hazard, pressurized supply lines and flexible hoses can cause serious injury. Do not use damaged, frayed or deteriorated air hoses and fittings.

# Dynabrade Warranty Information

## Dynabrade Pneumatic Tools Lifetime Warranty

All tools must be registered at [www.Dynabrade.com](http://www.Dynabrade.com) to qualify for Lifetime Warranty. Tools purchased beginning August 18, 2008 may be registered for Lifetime Warranty. Lifetime Warranty applies only to portable pneumatic tools manufactured by Dynabrade, Inc. in the USA. Warranty applies only to the original tool owner; warranty is non-transferable.

All Dynabrade portable pneumatic power tools are rigorously inspected and performance tested in our factory before shipping to our customers.

Dynabrade warrants all Dynabrade portable pneumatic power tools against defects of workmanship and materials under normal use and service for the lifetime of the tool as set forth herein.

Upon examination and review at Dynabrade's factory, Dynabrade shall confirm whether the tool qualifies for warranty status, in which case Dynabrade will repair or replace the tool at no charge to the customer.

This warranty is contingent upon proper use of the tool in accordance with factory recommendations, instructions and safety practices. It shall not apply to equipment that has been subjected to misuse, negligence, accident or tampering in any way so as to affect its normal performance.

This warranty does NOT cover normally wearable parts and accessories, including, but not limited to, bearings, contact wheels, rotor blades, regulators, valve stems, levers, shrouds, guards, O-rings, seals, gaskets and other wearable parts. Dynabrade only warrants such normally wearable parts and accessories against manufacturing defects at the time of receipt. If, upon receipt and prior to use, a normally wearable part or accessory is found to be defective, Dynabrade will repair or replace such part or accessory at no charge to the customer.

To activate Lifetime Warranty, customer must register each portable pneumatic power tool at [www.dynabrade.com](http://www.dynabrade.com). Dynabrade will not honor Lifetime Warranty on unregistered tools. A one-year warranty will be honored on all unregistered portable pneumatic power tools. (In European countries, warranty on unregistered tools will be two years.) Customer must return the defective unregistered tool to Dynabrade within one year (or two years in European countries) from the date of purchase.

To be considered for warranty, tools must be sent back to our factory, transportation prepaid by user. Please send tool back to attention "Repair Department" with note fully explaining the nature of the problem along with a copy of original invoice indicating model and serial number.

THIS WARRANTY IS MADE IN LIEU OF ALL OTHER WARRANTIES, EXPRESS OR IMPLIED, INCLUDING, BUT NOT LIMITED TO, WARRANTIES OF MERCHANTABILITY OR FITNESS FOR A PARTICULAR PURPOSE, AND THERE ARE NO OTHER WARRANTIES THAT EXTEND BEYOND THIS EXPRESS WARRANTY.

Dynabrade will not be liable for damages to products, other property or persons due to improper use or through attempts to use products for other than their intended use. DYNABRADE WILL NOT BE LIABLE TO CUSTOMER OR ANY THIRD PARTY FOR ANY SPECIAL, CONTINGENT, INCIDENTAL, INDIRECT OR CONSEQUENTIAL DAMAGES. Dynabrade's liability with respect to a claim for any other damages arising out of or connected with the manufacture, sale, purchase, non-delivery, use or performance of any product sold by Dynabrade will in no event exceed to the price paid for the product.

## "Dynabrade Red" Tools 6-Month Warranty

Dynabrade warrants all "Dynabrade Red" tools against defects in workmanship and materials under normal use and service for a period of 6 months from the date of purchase as set forth herein.

Customer must return the defective tool to Dynabrade within 6 months from the date of purchase. Upon examination and review at Dynabrade's factory, Dynabrade shall confirm whether the tool qualifies for warranty status, in which case Dynabrade shall repair or replace the tool at no charge to the customer.

This warranty is contingent upon proper use of the "Dynabrade Red" tool in accordance with factory recommendations, instructions and safety practices. It shall not apply to equipment that has been subjected to misuse, negligence, accident or tampering in any way so as to affect its normal performance. This warranty does NOT apply in the following cases: (i) consumables such as sanding pads, etc.; (ii) lack of lubrication or evidence of rust, dirt or corrosion; (iii) tools requiring normal tune-up or cleaning; (iv) tools being used after they are badly worn such as using ratchet with worn yoke; (v) ratchet anvils damaged by excessive hand torquing; (vi) use in production-type applications.

This warranty does NOT cover normally wearable parts and accessories, including, but not limited to, bearings, contact wheels, rotor blades, regulators, valve stems, levers, shrouds, guards, O-rings, seals, gaskets and other wearable parts. Dynabrade only warrants such normally wearable parts and accessories against manufacturing defects at the time of receipt. If, upon receipt and prior to use, a normally wearable part or accessory is found to be defective, Dynabrade will repair or replace such part or accessory at no charge to the customer.

To be considered for warranty, tools must be sent back to our factory, transportation prepaid by user. Please send tool back to attention "Repair Department" with note fully explaining the nature of the problem along with a copy of original invoice indicating model and serial number.

THIS WARRANTY IS MADE IN LIEU OF ALL OTHER WARRANTIES, EXPRESS OR IMPLIED, INCLUDING, BUT NOT LIMITED TO, WARRANTIES OF MERCHANTABILITY OR FITNESS FOR A PARTICULAR PURPOSE, AND THERE ARE NO OTHER WARRANTIES THAT EXTEND BEYOND THIS EXPRESS WARRANTY.

Dynabrade will not be liable for damages to products, other property or persons due to improper use or through attempts to use products for other than their intended use. DYNABRADE WILL NOT BE LIABLE TO CUSTOMER OR ANY THIRD PARTY FOR ANY SPECIAL, CONTINGENT, INCIDENTAL, INDIRECT OR CONSEQUENTIAL DAMAGES. Dynabrade's liability with respect to a claim for any other damages arising out of or connected with the manufacture, sale, purchase, non-delivery, use or performance of any product sold by Dynabrade will in no event exceed to the price paid for the product.

## Dynabrade Electric Tools 6-Month Warranty

Dynabrade warrants all electric tools against defects in workmanship and materials under normal use and service for a period of 6 months from the date of purchase. All conditions of "Dynabrade Red" tool 6-month warranty also apply to Dynabrade electric tools.

## Dynabrade 90-Day Warranty on Reconditioned and Repaired Tools

All reconditioned and repaired tools manufactured by Dynabrade have been refurbished by Dynabrade's factory experts, and have undergone rigorous testing to ensure that they meet our high standards of quality.

Dynabrade warrants all reconditioned and repaired tools manufactured by Dynabrade against defects in workmanship and materials under normal use and service for a period of 90 days from the date of purchase as set forth herein.

Customer must return the defective tool to Dynabrade within 90 days from the date of purchase. Upon examination and review at Dynabrade's factory, Dynabrade shall confirm whether the tool qualifies for warranty status, in which case Dynabrade shall repair or replace the tool at no charge to the customer.

This warranty is contingent upon proper use of the reconditioned and repaired tool in accordance with factory recommendations, instructions and safety practices. It shall not apply to equipment that has been subjected to misuse, negligence, accident or tampering in any way so as to affect its normal performance.

This warranty does NOT cover normally wearable parts and products, including, but not limited to, bearings, contact wheels, rotor blades, regulators, valve stems, levers, shrouds, guards, O-rings, seals, gaskets and other wearable parts. Dynabrade only warrants such normally wearable parts and accessories against manufacturing defects at the time of receipt. If, upon receipt and prior to use, a normally wearable part or accessory is found to be defective, Dynabrade will repair or replace such part or accessory at no charge to the customer.

To be considered for warranty, tools must be sent back to our factory, transportation prepaid by user. Please send tool back to attention "Repair Department" with note fully explaining the nature of the problem along with a copy of original invoice indicating model and serial number.

THIS WARRANTY IS MADE IN LIEU OF ALL OTHER WARRANTIES, EXPRESS OR IMPLIED, INCLUDING, BUT NOT LIMITED TO, WARRANTIES OF MERCHANTABILITY OR FITNESS FOR A PARTICULAR PURPOSE, AND THERE ARE NO OTHER WARRANTIES THAT EXTEND BEYOND THIS EXPRESS WARRANTY.

Dynabrade will not be liable for damages to products, other property or persons due to improper use or through attempts to use products for other than their intended use. DYNABRADE WILL NOT BE LIABLE TO CUSTOMER OR ANY THIRD PARTY FOR ANY SPECIAL, CONTINGENT, INCIDENTAL, INDIRECT OR CONSEQUENTIAL DAMAGES. Dynabrade's liability with respect to a claim for any other damages arising out of or connected with the manufacture, sale, purchase, non-delivery, use or performance of any product sold by Dynabrade will in no event exceed to the price paid for the product.

## Dynabrade Portable Vacuums Two-Year Warranty

Dynabrade warrants all Portable Vacuums manufactured by Dynabrade against defects in workmanship and materials under normal use and service for a period of 2 years from the date of purchase as set forth herein. (61500 Portable Vacuum has one-year warranty.)

Customer must return the defective vacuum to Dynabrade within 2 years from the date of purchase. Upon examination and review at Dynabrade's factory, Dynabrade shall confirm whether the vacuum qualifies for warranty status, in which case Dynabrade shall repair or replace the vacuum at no charge to the customer.

This warranty is contingent upon proper use of the Portable Vacuum in accordance with factory recommendations, instructions and safety practices. It shall not apply to equipment that has been subjected to misuse, negligence, or accident, such as using incorrect filters. It shall also not apply to equipment that has been tampered with in any way so as to affect its normal performance.

This warranty does NOT cover normally wearable parts and products, including, but not limited to, electrical motor brushes, hoses, couplers, filters, dust bags and other wearable parts. Dynabrade only warrants such normally wearable parts and accessories against manufacturing defects at the time of receipt. If, upon receipt and prior to use, a normally wearable part or accessory is found to be defective, Dynabrade will repair or replace such part or accessory at no charge to the customer.

To be considered for warranty, vacuums must be sent back to our factory, transportation prepaid by user. Please send vacuum back to attention "Repair Department" with note fully explaining the nature of the problem along with a copy of original invoice indicating model and serial number.

THIS WARRANTY IS MADE IN LIEU OF ALL OTHER WARRANTIES, EXPRESS OR IMPLIED, INCLUDING, BUT NOT LIMITED TO, WARRANTIES OF MERCHANTABILITY OR FITNESS FOR A PARTICULAR PURPOSE, AND THERE ARE NO OTHER WARRANTIES THAT EXTEND BEYOND THIS EXPRESS WARRANTY.

Dynabrade will not be liable for damages to products, other property or persons due to improper use or through attempts to use products for other than their intended use. DYNABRADE WILL NOT BE LIABLE TO CUSTOMER OR ANY THIRD PARTY FOR ANY SPECIAL, CONTINGENT, INCIDENTAL, INDIRECT OR CONSEQUENTIAL DAMAGES. Dynabrade's liability with respect to a claim for any other damages arising out of or connected with the manufacture, sale, purchase, non-delivery, use or performance of any product sold by Dynabrade will in no event exceed to the price paid for the product.



# Measurement Conversions

## USA Conversions to International Measurements

### Conversion Factors

Length	Meters	Centimeters	Millimeters
1 Inch (in.)	0.0254 m	2.54 cm	25.4 mm
1 Foot (ft.)	0.3048 m	30.48 cm	304.8 mm

Weight	Kilograms	Grams
1 Ounce (oz.)	0.02835 kg	28.35 g
1 Pound (lb.)	0.454 kg	454 g

Volume	Liters	Power	Kilowatts	Watts
1 US Gallon	3.785 l	1 hp	0.746 kW	746 W

Torque	Newton Meters	Air Pressure	Bar
1 Ounceinch	0.00706 Nm	90 Pounds per Square Inch (PSI)	6.2 Bar
1 Poundinch	0.11298 Nm		

Abrasive Speed	SMPM	Sound Level
1 Surface Foot per Minute (SFPM)	.3048 Surface Meters per Minute (SM/Min)	Expressed in dB(A). This is the pressure measurement according to method outlined in ISO regulation ISO-15744.

Air Flow Rate	L/MIN	NOTE: Dynabrade expresses air flow rate in SCFM (L/Min) only. To determine how many tools a compressor will run, compare the SCFM of tool with capacity of compressor's inlet (free air) CFM rating.
1 Standard Cubic Foot per Minute (SCFM)	28.32 Liters per Minute (L/Min)	

### Common Dimensions (Approximate)

Inches	Millimeters	Inches	Millimeters
3/32"	2.5 mm	4-1/2"	114 mm
1/8"	3 mm	5"	127 mm
3/16"	5 mm	6"	152 mm
1/4"	6 mm	7"	178 mm
3/8"	10 mm	8"	203 mm
1/2"	13 mm	9"	229 mm
3/4"	19 mm	11"	279 mm
1"	25 mm	12"	305 mm
1-1/4"	32 mm	18"	457 mm
2"	51 mm	20-1/2"	521 mm
2-3/4"	70 mm	24"	610 mm
3"	76 mm	30"	762 mm
3-1/2"	89 mm	34"	864 mm
4"	102 mm	44"	1,118 mm

### Common Rectangular Pad Sizes - Width x Length

Inches	Millimeters
4" x 4-5/16"	102 mm x 110 mm
4-1/4" x 4-1/2"	108 mm x 114 mm
2-3/4" x 8"	70 mm x 203 mm
2-3/4" x 11"	70 mm x 278 mm
3-2/3" x 7"	93 mm x 178 mm
2-7/8" x 3-1/8"	73 mm x 79 mm
2-3/8" x 3-3/4"	60 mm x 95 mm

## Discover The Dynabrade Difference!

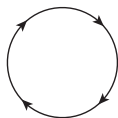
Established in 1969, **Dynabrade, Inc.** is recognized as the **global leader** in the design and manufacturing of high-quality **Portable Abrasive Power Tools**. Utilized in every corner of the world, **Dynabrade** tools continually meet and exceed the needs of countless industries, by offering **The Dynabrade Difference**:

- **"MADE IN USA" proudly displayed on every Industrial Air Tool!**
- **LIFETIME WARRANTY on Industrial Air Tools made in USA!**
- **SAME-DAY or NEXT-DAY Shipping on most USA Orders!**
- **FREE ON-SITE Demonstrations by Application EXPERTS!**
- **SYSTEMS Approach for Complete Solutions!**
- **All of the above, PLUS:**
  - Unmatched Marketing Materials
  - Personal, Professional Customer Service
  - Complete Service & Repair Program



# Dynabrade Catalog Guide

## Explanation of Helpful Symbols and Information on Each Page



### Tool Motion

Dynabrade abrasive power tools move in a variety of patterns to suit virtually every type of application. Motion symbols are shown to illustrate the action produced by a specific tool.



### "Add-On Cart"

At the upper right of every tool section, this is a handy guide to all related accessories. Here is your quickest route to the proper Contact Arms, Sanding Pads and more!



### Gearless

### Gearless Tool

This symbol identifies a Dynabrade tool that operates with no gears. Gearless tools have fewer wearable parts, for reduced maintenance and less downtime. For more information, see page 51.

### Accessory Cross-Reference

Along with the "Add-On Cart," vital accessories are also identified on the tool, with corresponding page number for more information.

### Tab-Style Organization

Easily find any product category at the outside edge of each page.

## DynaLocke®

### Air-Powered Dual-Action Sander

#### Combination Rotary and Random Orbital Sander

- 12,000 RPM DynaLocke® is truly "two tools in one," easily changing from a Rotary Disc Sander to Random Orbital Sander with the flip of a switch.
- Ideal for metal applications; great on composite materials. Excellent for automotive work, such as paint stripping and blending. Also utilized for leveling glue seams on Corian® and other solid surfaces.
- Switch is recessed within tool grip to prevent accidental engaging.



**Rotary Motion**

For Stripping and Blending



**3/16" (5 mm) Dia. Orbit**

For Swirl-Free Finishes

#### Non-Vacuum

##### Model 58460 3" Diameter

- Includes 56087 Hook-Face Pad.

##### Model 58465 3-1/2" Diameter

- Includes 54313 Hook-Face Pad.

##### Model 58430 5" Diameter

- Includes 54325 Hook-Face Pad.

##### Model 58435 6" Diameter

- Includes 54327 Hook-Face Pad.



#### Self-Generated Vacuum

- Self-Generated Vacuum models are ready for connection to optional portable dust collection system.
- Tool has 1-1/4" outside diameter vacuum port, allowing increased air flow.
- Designed to vacuum in random orbital mode only.

##### Model 58461 3" Diameter

- Includes 56087 Hook-Face Pad.

##### Model 58466 3-1/2" Diameter

- Includes 54313 Hook-Face Pad.

##### Model 58431 5" Diameter

- Includes 54325 Hook-Face Pad.

##### Model 58436 6" Diameter


- Includes 54328 Hook-Face Pad.



Tool should be completely stopped before changing sanding action.

### Abrasive Capacity

Located directly below the "Add-On Cart," this distinctive shape identifies all abrasives compatible with the designated tools. Abrasive dimensions are expressed in inches and millimeters.



### Tech Tip

Each Tech Tip offers a proven suggestion for operating your tool at peak efficiency. Tech Tips have been compiled through actual workplace experiences.

GEAR-DRIVEN & FINISHING SANDERS

Model Number	Motor hp (W)	Motor RPM	Pad Dia. Inch (mm)	Sound Level dB(A)	Maximum Air Flow SCFM (L/Min)	Hose I.D. Size Inch (mm)	Air Inlet Thread	Tool Thread	Weight Pound (kg)	Length Inch (mm)	Height Inch (mm)
58460	.45 (336)	12,000	3 (76)	81 dB(A)	23 (651)	1/4 (6)	1/4" NPT	5/16"-24 Female	2.35 (1.0)	10-5/16 (263)	5-3/8 (137)
58461	.45 (336)	12,000	3 (76)	86 dB(A)	23 (651)	1/4 (6)	1/4" NPT	5/16"-24 Female	2.35 (1.0)	10-5/16 (263)	5-3/8 (137)
58465	.45 (336)	12,000	3-1/2 (89)	80 dB(A)	23 (651)	1/4 (6)	1/4" NPT	5/16"-24 Female	2.35 (1.0)	10-5/16 (263)	5-3/8 (137)
58466	.45 (336)	12,000	3-1/2 (89)	85 dB(A)	23 (651)	1/4 (6)	1/4" NPT	5/16"-24 Female	2.35 (1.0)	10-5/16 (263)	5-3/8 (137)
58430	.45 (336)	12,000	5 (127)	82 dB(A)	23 (651)	1/4 (6)	1/4" NPT	5/16"-24 Female	2.7 (1.2)	11-1/16 (280)	5-1/8 (131)
58431	.45 (336)	12,000	5 (127)	82 dB(A)	23 (651)	1/4 (6)	1/4" NPT	5/16"-24 Female	2.6 (1.2)	11-1/16 (280)	5-1/8 (131)
58435	.45 (336)	12,000	6 (152)	82 dB(A)	23 (651)	1/4 (6)	1/4" NPT	5/16"-24 Female	2.8 (1.2)	11-1/2 (293)	5-1/8 (131)
58436	.45 (336)	12,000	6 (152)	85 dB(A)	23 (651)	1/4 (6)	1/4" NPT	5/16"-24 Female	2.7 (1.2)	11-1/2 (293)	5-1/8 (131)

Tune-Up Kit: No. 98220 (page 267) • Additional Specifications: Air Pressure 90 PSIG (6.2 Bar)

166



### QR-Code

Scan this code on your mobile device for instant viewing of Dynabrade tool videos and other mobile-formatted content!

To download free QR-Code reader, visit:

[www.mobile-barcodes.com/qr-code-software](http://www.mobile-barcodes.com/qr-code-software)



### Portable Dust Collection System

Dynabrade Self-Generated Vacuum Tools collect dust and debris through the tool's exhaust, eliminating the need for an external vacuum source. These tools require the use of a portable dust collection system (sold separately), as indicated by this photo. For all optional dust collection systems, see page 219.





# ***ABRASIVE BELT TOOLS***

Dynafile® .....	10	Dynafile® III .....	20
Dynafile® II.....	13	Dynabelter® .....	24
.4 hp Dynafile® II.....	14	Dynangle .....	27
Vacuum Dynafile® II.....	15	Dynangle II.....	28
Electric Dynafile® II .....	15	“Take-About” Sander .....	29
Mini-Dynafile® II .....	18	<i>Systems &amp; Solutions</i> .....	30

***DYNABRADE.COM***



# "The Original" Dynafile®

## Air-Powered Abrasive Belt Tool



**CONTACT ARMS**  
PAGE 11

**ACCESSORIES**  
PAGE 222

**COUPLER/PLUG**  
PAGE 228

**BENCH MOUNT**  
PAGE 255

### The Best Tracking Abrasive Belt Tool in the World!

**FOR ABRASIVE BELTS**  
1/8", 1/4", 1/2" wide x 24" long  
(3 mm, 6 mm, 13 mm x 610 mm)  
SEE PAGE 270

#### Model 14000 For 24" Long Belts

- World-famous Dynafile® replaces tedious hand filing and sanding. Grind, deburr, blend, polish, finish and more!
- Grind from contact wheel or platen pad. Finish and polish using slack of belt.
- For use on metal, plastic, fiberglass, composites, rubber, glass and stone.
- Tool includes 11218 Contact Arm for standard use. Also accepts a variety of additional Contact Arms (see pages 11-12).
- Motor easily adjusts to the most comfortable throttle lever position.
- Superior belt tracking permits use of 1/8", 1/4" or 1/2" wide x 24" long abrasive belts.
- Work in areas as small as 3/8" diameter.
- Lightweight composite belt guard allows quick and easy belt change!
- Hard and soft platen pads mount onto Contact Arms for heavy grinding or contour polishing (see page 29).



*The most recognized shape in portable abrasive belt tools!*



**WATCH the Dynafile® at Work!**



*Reach into areas as small as 3/8".*




*Clean and finish using non-woven nylon belts.*



*Efficiently rework turbine blades with specialized contact arm.*




*Grind welds using belts as narrow as 1/8" wide.*



Arrows located on Dynafile® belt cover indicate abrasive belt direction. Grinding from the RETURN SIDE of the belt will greatly enhance tool performance and increase belt life.

#### 14010 Versatility Kit

- Includes 14000 Dynafile® with five popular Contact Arms, plus an assortment of abrasive belts, in durable case.
- Includes Contact Arms 11213, 11216, 11218, 11219 and 11231 (see page 11).
- USA Government National Stock Number 5130011263260.



Dynaswivel® air line connector is ideal for use with most air tools. It improves tool maneuverability, minimizes operator fatigue and extends hose life. (See page 223.)



Model Number	Motor hp (W)	Motor RPM	Sound Level	Abrasive Belt Size Inch (mm)	Max. Air Flow SCFM (L/Min)	Max. SFPM (SM/Min)	Weight Pound (kg)	Length Inch (mm)	Height Inch (mm)
14000	.5 (373)	20,000	77 dB(A)	1/8-1/2 (3-13) W x 24 (610) L	31 (878)	5,800 (1,768)	3.1 (1.4)	14.6 (371)	4.6 (116)

Additional Specifications: Air Inlet Thread 1/4" NPT • Hose I.D. Size 3/8" (10 mm) • Air Pressure 90 PSIG (6.2 Bar)


Tune-Up Kit: No. 95600 (page 267)





# Dynaflex® Contact Arms

## 4" to 14" Workable Reach

- All rubber Contact Wheels are 70 durometer, unless noted.



To maximize the life of 1/4" bearings or smaller, lower the operating air pressure to 45 PSIG (3.1 Bar) and run the motor at a lower RPM.

Part Number	Comments	Belt Size (W x L)	Contact Wheel Assembly (includes bearing and shaft)	Platen Pad (see page 29)
11178, 11179  11257: Custom-made. Specify length and contact wheel.	<ul style="list-style-type: none"> <li>• <b>45 PSIG maximum</b></li> <li>• Up to 32" reach</li> <li>• Enter slots as narrow as 3/8"</li> <li>• Deburr 1/2" to 1" tubing</li> </ul>	11178: 1/2" x 34" (9" reach) 11179: 1/2" x 34" (9" reach)	11178: 11068 Wheel (5/16" dia. steel) 11179: 11078 Wheel (5/8" dia. rubber)	None
11212 	<ul style="list-style-type: none"> <li>• <b>45 PSIG maximum</b></li> <li>• File round openings as small as 7/16"</li> </ul>	1/4" x 24"	11066 5/16" dia. x 1/8" wide, steel	11034 1/4" wide; Thin
11213 	<ul style="list-style-type: none"> <li>• <b>45 PSIG maximum</b></li> <li>• See 11239 for heavy-duty version</li> </ul>	1/2" x 24"	11068 5/16" dia. x 3/8" wide, steel	11027 1/2" wide; Thin
11214 	<ul style="list-style-type: none"> <li>• <b>45 PSIG maximum</b></li> <li>• Work on contact wheel or platen pad</li> </ul>	1/2" x 24"	11070 7/16" dia. x 3/8" wide, rubber	11025 1/2" wide; Soft
11215 	<ul style="list-style-type: none"> <li>• Enter 1/2" x 1/2" openings</li> </ul>	1/4" x 24"	11072 7/16" dia. x 1/8" wide, brass	11034 1/4" wide; Thin
11216 	<ul style="list-style-type: none"> <li>• Enter 5/16" x 3/4" openings</li> </ul>	1/4" x 24"	11074 5/8" dia. x 1/8" wide, rubber	11032 1/4" wide; Soft
11217 	<ul style="list-style-type: none"> <li>• Enter channels as narrow as 9/16"</li> </ul>	1/2" x 24"	11076 7/16" dia. x 3/8" wide, steel	11027 1/2" wide; Thin
11218 	<ul style="list-style-type: none"> <li>• <b>Standard on Model 14000</b></li> <li>• See 11228 for heavy-duty version</li> </ul>	1/2" x 24"	11078 5/8" dia. x 3/8" wide, rubber	11025 1/2" wide; Soft
11219, 11252 	<ul style="list-style-type: none"> <li>• No platen due to offset design</li> <li>• Ideal for slack polishing; also grinding radiuses</li> </ul>	1/4" or 1/2" x 24"	11219: 11080 Wheel, 1" dia. x 3/8" wide, 90 duro 11252: 11093 Wheel, 1" dia. x 3/8" wide, 40 duro (Both wheels radiused rubber)	None
11228 	<ul style="list-style-type: none"> <li>• Heavy-duty steel</li> <li>• Optional 11028 Steel Platen available for grinding</li> </ul>	1/2" x 24"	11078 5/8" dia. x 3/8" wide, rubber	11025 1/2" wide; Soft
11231 	<ul style="list-style-type: none"> <li>• See 11243 for heavy-duty version</li> </ul>	1/2" x 24"	11084 3/4" dia. x 1/2" wide, rubber	11135 1/2" wide; Hard
11232 "V" Shaped Wheel 	<ul style="list-style-type: none"> <li>• For 1/8" wide belts</li> <li>• No platen due to offset design</li> <li>• Grind corners, strap polish</li> </ul>	1/8" or 1/4" x 24"	11086 1" dia. x 3/8" wide, 90 duro, tapered rubber	None
11234 	<ul style="list-style-type: none"> <li>• Deburrs both edges of workpiece simultaneously</li> <li>• Contact wheels adjust for material 1/8" to 5/8" thick</li> </ul>	1/2" x 34"	11080 (two) 1" dia. x 3/8" wide, rubber	None

# Dynaflex® Contact Arms

## 4" to 14" Workable Reach

- All rubber Contact Wheels are 70 durometer, unless noted.



See more information  
on Contact Wheels and  
Assemblies on page 256!



Part Number	Comments	Belt Size (W x L)	Contact Wheel Assembly (includes bearing and shaft)	Platen Pad (see page 29)
<b>11237, 11238</b> Turbine Blade Arm 	<ul style="list-style-type: none"> <li>• <b>45 PSIG maximum</b></li> <li>• For use on turbine blades</li> <li>• Reach areas as small as 5/16" wide</li> <li>• 1-1/2" strap polish area</li> </ul>	11237: 1/4" x 24" 11238: 1/2" x 24"	11237: 5/16" dia. x 1/8" wide, steel wheel 11238: 1/4" dia. x 3/8" wide, steel (Consists of three 11051 Bearings)	None
<b>11239</b> 	<ul style="list-style-type: none"> <li>• <b>45 PSIG maximum</b></li> <li>• Heavy-duty steel</li> <li>• Grind in narrow areas</li> </ul>	1/2" x 24"	11068 5/16" dia. x 3/8" wide, steel	11027 1/2" wide; Thin
<b>11240</b> 	<ul style="list-style-type: none"> <li>• 9" workable reach</li> <li>• Optional 11024 Steel Platen Pad available</li> </ul>	1/2" x 34"	11078 5/8" dia. x 3/8" wide, rubber	11025 1/2" wide; Soft
<b>11241</b> 	<ul style="list-style-type: none"> <li>• 9" workable reach</li> </ul>	1/4" x 34"	11074 5/8" dia. x 1/8" wide, rubber	11032 1/4" wide; Soft
<b>11243</b> 	<ul style="list-style-type: none"> <li>• Heavy-duty steel</li> <li>• Grind over contact wheel or platen pad</li> </ul>	1/2" x 24"	11084 3/4" dia. x 1/2" wide, rubber	11135 1/2" wide; Hard
<b>11244, 11245</b> 	<ul style="list-style-type: none"> <li>• 14" workable reach</li> <li>• Optional 11024 Steel Platen Pad available</li> </ul>	11244: 1/2" x 44" 11245: 1/4" x 44"	11078 5/8" dia. x 3/8" wide, rubber	11025 1/2" wide; Soft
<b>11253, 11254</b> Big Wheel Arm 	<ul style="list-style-type: none"> <li>• Grinds and polishes deep slots or narrow grooves</li> </ul>	1/4" to 1/2" x 34"	1/4" to 1/2" wide wheels, 2-1/8" to 4-3/4" diameter (specify size)	
<b>11255</b> Cross Bow Arm 	<ul style="list-style-type: none"> <li>• I.D. polish, deburr or ream with one 180° wrist turn</li> <li>• Deburr leading radius of 1" to 4" round openings</li> <li>• Great for pipe fitters</li> </ul>	1/2" x 34"	11078 5/8" dia. x 3/8" wide, rubber	None
<b>11258</b> Stroke Sander Arm 	<ul style="list-style-type: none"> <li>• Blend stainless steel</li> </ul>	1/2" x 24"	11078 5/8" dia. x 3/8" wide, rubber 11076 7/16" dia. x 3/8" wide, steel	11025 1/2" wide; Soft
<b>11261</b> "The Banana Arm" 	<ul style="list-style-type: none"> <li>• For in-line scratch pattern</li> </ul>	1/2" x 24"	11078 5/8" dia. x 3/8" wide, rubber	11132 1/2" wide
<b>11262</b> Offset Arm 	<ul style="list-style-type: none"> <li>• For flat grinding using platen at or near corners and edges of large radiuses</li> <li>• Contact wheel is offset to prevent gouging</li> </ul>	1/2" x 24"	11078 5/8" dia. x 3/8" wide, rubber	11026 1/2" wide; Hard
<b>11297</b> Guide-Cut Arm 	<ul style="list-style-type: none"> <li>• Guide wheels prevent undercutting</li> <li>• Removes raised material within .020" or less</li> <li>• Use 60 to 80 grit belts</li> </ul>	1/2" x 24" 60 to 80 grit	11090 5/8" dia. x 3/8" wide, rubber	None

# Dynaflex® II

## Air-Powered Abrasive Belt Tool



**CONTACT ARMS**  
PAGE 16

**ACCESSORIES**  
PAGE 222

**COUPLER/PLUG**  
PAGE 228

**BENCH MOUNT**  
PAGE 255

### Reach Normally Inaccessible Areas

- Grind, deburr, blend and polish, on metal, plastic, fiberglass, composites, rubber, glass and more. Grind from contact wheel or platen pad; finish and polish using slack of belt.
- Lightweight 7° offset design. Grinding head pivots 360° for securing in most efficient position.
- Ergonomic "soft touch" grip.
- Belt guard easily detaches for quick abrasive change; simple belt tracking adjustment knob.



Model 40320

**FOR ABRASIVE BELTS**  
1/8" - 3/4" wide x 18" long  
(3 mm - 19 mm x 457 mm)  
SEE PAGE 270

### Model 40320 For 18" Long Belts

- Includes 11206 Contact Arm for 3/4" wide x 18" long belts (see page 16).
- USA Government National Stock Number 3419015023640.

### Model 40335 For 18" Long Belts

- Includes 11203 Contact Arm for 1/2" wide x 18" long medium non-woven nylon belt (78020).
- Excellent for setting grain lines, achieving consistent satin finish on metals, removing oxide and weld discoloration.

### Model 40381 Slow Speed, For 18" Long Belts

- 1,500 SFPM. Slow speed ensures longer belt life when working on titanium and other exotic materials.
- Includes 11206 Contact Arm for 3/4" wide x 18" long belts (see page 16).

### Model 40326 For 20-1/2" Long Belts

- Includes 11287 Contact Arm for 5/8" or 3/4" wide abrasive belts. (11287 is only arm that accepts 20-1/2" long belts.)

### 40321 Versatility Kit

- Includes 40320 Dynaflex® II with 11206 Contact Arm, plus additional 11203 and 11204 Contact Arms. Also includes eight popular abrasive belts, three platen pads, 50010 Collet (1/4") for Die Grinder use, plus 95262 and 95281 Wrenches. All contained in a durable carrying case.
- USA Government National Stock Number 5130012794907.

### 40324 Versatility Kit Metric


- Includes 40320 Dynaflex® II with 11206 Contact Arm, plus additional 11203 and 11320 Contact Arms. Also includes eight popular abrasive belts, three platen pads, 50015 Collet (6 mm) for Die Grinder use, plus 95262 and 95281 Wrenches. All contained in a durable carrying case.



Slack of abrasive belt is used to efficiently polish radiused area.



Optional 11200 Stroke Sander Arm leaves in-line scratch pattern.



Dynaflex® II easily converts to a Die Grinder with optional 50010 Collet (1/4") or 50015 Collet (6 mm). To convert to a Drill, order 53032 Chuck (1/4").



Model 40321

Model Number	Motor hp (W)	Motor RPM	Sound Level	Abrasive Belt Size Inch (mm)	Max. Air Flow SCFM (L/Min)	Max. SFPM (SM/Min)	Weight Pound (kg)	Length Inch (mm)	Height Inch (mm)
40320	.5 (373)	20,000	80 dB(A)	1/8-3/4 (3-19) W x 18 (457) L	28 (793)	4,550 (1,382)	2.5 (1.1)	14-1/4 (362)	4-7/8 (124)
40326	.5 (373)	20,000	80 dB(A)	1/8-3/4 (3-19) W x 20-1/2 (521) L	28 (793)	4,550 (1,382)	2.5 (1.1)	14-1/4 (362)	4-7/8 (124)
40335	.5 (373)	20,000	80 dB(A)	1/8-3/4 (3-19) W x 18 (457) L	28 (793)	4,550 (1,382)	2.5 (1.1)	14-1/4 (362)	4-7/8 (124)
40381	.4 (298)	5,000	82 dB(A)	1/8-3/4 (3-19) W x 18 (457) L	24 (680)	1,500 (457)	2.8 (1.2)	15-1/2 (394)	5-3/4 (146)

Additional Specifications: Air Inlet Thread 1/4" NPT • Hose I.D. Size 3/8" (10 mm) • Air Pressure 90 PSIG (6.2 Bar)

Tune-Up Kits: Models 40320, 40326, 40335 – No. 96044; Model 40381 – No. 96174 (page 267)



# .4 hp Dynafile® II

## Air-Powered Abrasive Belt Tool



**CONTACT ARMS**  
PAGE 16


**COUPLER/PLUG**  
PAGE 228

**ACCESSORIES**  
PAGE 222

**BENCH MOUNT**  
PAGE 255

### Lightweight, Low Profile Version of Dynafile® II

- .4 hp Dynafile® II adds a lightweight, compact variation to Dynabrade's famous Abrasive Belt Tool line. The optimal low profile belt tool for working in tight areas!
- Grind, deburr, blend, finish and polish. Grind from contact wheel or platen pad; finish and polish using slack of belt.
- For use on metal, plastic, fiberglass, composites, glass and more.
- Compact, low profile housing allows easy access in tight spots and previously inaccessible areas.
- Grinding head pivots 360° for additional flexibility.
- Ergonomic 7° offset "soft touch" grip.
- Robust .4 hp air motor serves up ample power.
- Lightweight tool design minimizes operator fatigue and increases efficiency.
- Belt guard easily detaches for quick abrasive change; simple belt tracking adjustment knob.



Model  
40352

*Low Profile Design*

**FOR ABRASIVE BELTS**  
1/8" - 3/4" wide x 18" long  
(3 mm - 19 mm x 457 mm)  
*SEE PAGE 270*



Dynafile® II easily converts to a Die Grinder with optional 50010 Collet (1/4") or 50015 Collet (6 mm). To convert to a Drill, order 53032 Chuck (1/4").

### Model 40352 For 18" Long Belts

- Includes 11203 Contact Arm, for coated abrasive belts 1/2" wide x 18" long (see page 16).

### Model 40353 For 18" Long Belts

- Includes 11203 Contact Arm for 1/2" wide x 18" long medium non-woven nylon belt (78020).
- Excellent for setting grain lines, achieving consistent satin finish on a variety of metals, and removing oxide and weld discoloration.
- 40375 Rubber Drive Wheel minimizes non-woven nylon belt slippage.



*.4 hp Dynafile® II is ideal for deburring and finishing in tight areas.*



*Optional 11204 Contact Arm offers ability to grind into contours.*



*Optional offset Contact Arm allows belt to conform to a variety of contours.*



*Clean and finish using non-woven nylon belts.*



Arrows located on Dynafile® II belt cover indicate abrasive belt direction. Grinding from the RETURN SIDE of the belt will greatly enhance tool performance and increase belt life.



Dynaswivel® air line connector is ideal for use with most air tools. It improves tool maneuverability, minimizes operator fatigue and extends hose life. (See page 223.)



Model Number	Motor hp (W)	Motor RPM	Sound Level	Abrasive Belt Size Inch (mm)	Max. Air Flow SCFM (L/Min)	Max. SFPM (SM/Min)	Weight Pound (kg)	Length Inch (mm)	Height Inch (mm)
40352	.4 (298)	25,000	79 dB(A)	1/8 - 3/4 (3 - 19) x 18 (457)	22 (626)	5,730 (1,747)	1.9 (.86)	14 (356)	4-1/8 (105)
40353	.4 (298)	25,000	79 dB(A)	1/8 - 3/4 (3 - 19) x 18 (457)	22 (626)	5,730 (1,747)	1.9 (.86)	14 (356)	4-1/8 (105)

Additional Specifications: Air Inlet Thread 1/4" NPT • Hose I.D. Size 3/8" (10 mm) • Air Pressure 90 PSIG (6.2 Bar)

Tune-Up Kit: No. 96074 (page 267)

# Vacuum Dynafile® II

## Air-Powered Abrasive Belt Tool


**CONTACT ARMS**  
PAGE 16

**ACCESSORIES**  
PAGE 222


**COUPLER/PLUG**  
PAGE 228

**BENCH MOUNT**  
PAGE 255

### Vacuum While You Work!

#### Model 40330

- Includes 11206 Contact Arm for 3/4" wide x 18" long abrasive belts.
- Excellent for grinding, deburring, finishing and polishing.
- Highly portable vacuum system works on tool's exhaust.


**FOR ABRASIVE BELTS**  
1/8" - 3/4" wide x 18" long  
(3 mm - 19 mm x 457 mm)  
SEE PAGE 270

- Includes self-contained "bag-within-bag" dust collection system. 54288 "bag-within-bag" system also sold separately.
- Air line is joined to exhaust hose for superb maneuverability.

Model Number	Motor hp (W)	Motor RPM	Sound Level	Abrasive Belt Size Inch (mm)	Max. Air Flow SCFM (L/Min)	Max. SFPM (SM/Min)	Weight Pound (kg)	Length Inch (mm)	Height Inch (mm)
40330	.5 (373)	20,000	93 dB(A)	1/4-3/4 (6-19) W x 18-24 (457-610) L	28 (793)	4,550 (1,382)	2.5 (1.1)	14-1/4 (362)	5 (127)

Additional Specifications: Air Inlet Thread 1/4" NPT • Hose I.D. Size 3/8" (10 mm) • Air Pressure 90 PSIG (6.2 Bar)

Tune-Up Kit: No. 96044 (page 267)

# Electric Dynafile® II

## Electric-Powered Abrasive Belt Tool


**CONTACT ARMS**  
PAGE 16

**ADAPTER**  
PAGE 16

### Electric Version of World-Famous Abrasive Belt Tool

- Electric Dynafile® II runs coated abrasive and non-woven nylon belts, and is ideal for countless applications on metal, plastic, etc.
- Grind with contact wheel or platen pad. Finish and polish using slack of belt.
- Accepts over 20 Contact Arms (see page 16), for belts 1/8" to 3/4" wide x 18" long.
- Comfortable switch with "lock on" feature.
- Easily accessible brushes for quick replacement.
- Sanding head pivots 360°, for working in previously inaccessible areas.
- Reversible side handle for operator comfort.
- Tool is double-insulated for safety, and includes electric cord, 8 feet in length.


**Model 40610 – 120 V (AC)**  
**Model 40615 – 220 V (AC)**

**Model 40610 120 V (AC), 11,000 RPM**

**Model 40615 220 V (AC), 11,000 RPM**

- Each tool includes 11203 Contact Arm, for abrasive belts 1/2" wide by 18" long.

**40611 Versatility Kit 120 V (AC)**

**40616 Versatility Kit 220 V (AC)**

- Includes Electric Dynafile® II with 11203 Contact Arm, and two additional arms (11202 and 11204). Also includes eight abrasive belts of various grits, and an assortment of platen pads. All items contained in a durable carrying case.



Model Number	Motor RPM	Maximum Watts Out	Abrasive Belt Size Inch (mm)	Voltage	Current Amps	Phase	Frequency	Weight Pound (kg)	Length Inch (mm)	Height Inch (mm)
40610	11,000	680	1/4-3/4 (6-19) W x 18-24 (457-610) L	120 V (AC)	6	1	50/60 Hz	5 (2.3)	19 (483)	5-1/2 (140)
40615	11,000	680	1/4-3/4 (6-19) W x 18-24 (457-610) L	220 V (AC)	3,4	1	50/60 Hz	5 (2.3)	19 (483)	5-1/2 (140)

Plug Type: 40610 – USA, 40615 – European Universal • Additional Specifications: Maximum 2,520 SFPM (768 SM/Min)

# Dynafile® II Contact Arms

## For Air and Electric Models - 4" to 17" Workable Reach

- All rubber Contact Wheels are 70 durometer, unless noted.



Optional 40078 Adapter allows use of 24" long belts. Extends reach to 7" when used with standard contact arms

Part Number	Comments	Belt Size (W x L)	Contact Wheel Assembly (includes bearing and shaft)	Platen Pad (see page 29)
11200	  <ul style="list-style-type: none"> <li>• Work on broad areas</li> <li>• Leave in-line scratch</li> <li>• Blend spot welds</li> </ul>	1/2" x 18"	11088 5/8" dia. x 3/8" wide, rubber	11025 1/2" wide; Soft
11201	  <ul style="list-style-type: none"> <li>• <b>45 PSIG maximum</b></li> <li>• Enter channels as small as 7/16"</li> </ul>	1/2" x 18"	11068 5/16" dia. x 3/8" wide, steel	11027 1/2" wide; Thin
11202	  <ul style="list-style-type: none"> <li>• Enter 5/16" x 3/4" openings</li> </ul>	1/4" x 18"	11074 5/8" dia. x 1/8" wide, rubber	11032 1/4" wide; Soft
11203	Order 11312 for heavy-duty version.   <ul style="list-style-type: none"> <li>• <b>Standard on Models 40335, 40610 and 40615</b></li> <li>• Grind over contact wheel or platen</li> </ul>	1/2" x 18"	11078 5/8" dia. x 3/8" wide, rubber	11025 1/2" wide; Soft
11204, 11305	  <ul style="list-style-type: none"> <li>• Unique offset design</li> <li>• Strap polishing is easy with this arm</li> </ul>	1/8", 1/4" or 1/2" x 18"	11204: 11080 Wheel, 1" dia. x 3/8" wide, 90 duro 11305: 11093 Wheel, 1" dia. x 3/8" wide, 40 duro (Both wheels radiused rubber)	None
11206	Order 11326 for heavy-duty version.   <ul style="list-style-type: none"> <li>• <b>Standard on Models 15400, 40320, 40330 and 40381</b></li> </ul>	5/8" or 3/4" x 18"	11282 3/4" dia. x 5/8" wide, rubber	11109 3/4" wide; Hard
11220, 11300, 11301, 11341	  <ul style="list-style-type: none"> <li>• <b>45 PSIG maximum</b></li> <li>• Offset design and miniature contact wheels</li> <li>• 2" strap polish in offset area; polish turbine blades and other contours</li> </ul>	11220: 5/8" or 3/4" x 18" All Others: 1/2" x 18"	11220: 11352 5/16" dia. x 5/8" wide, steel  11300: 11332 1/4" dia. x 3/8" wide, steel  11301: 11068 5/16" dia. x 3/8" wide, steel  11341: 11342 5/16" dia. x 3/8" wide, rubber	None  None  None  None
11280	  <ul style="list-style-type: none"> <li>• Grind corners, enter grooves, strap polish</li> <li>• "V" shape wheel</li> </ul>	1/8" or 1/4" x 18"	11086 1" dia. x 3/8" wide, tapered rubber, 90 duro	None
11286	  <ul style="list-style-type: none"> <li>• Optional 11024 Steel Platen Pad available</li> <li>• 6-3/4" workable reach</li> </ul>	1/2" x 24"	11078 5/8" dia. x 3/8" wide, rubber	11025 1/2" wide; Soft
11287	  <ul style="list-style-type: none"> <li>• <b>Standard on Model 15401 and 40326</b></li> <li>• Grind on wheel or platen</li> <li>• 5-1/4" reach</li> </ul>	5/8" or 3/4" x 20-1/2"	11282 3/4" x 5/8" wide, rubber	11109 3/4" wide; Hard



# Dynafile® II Contact Arms

## For Air and Electric Models - 4" to 17" Workable Reach

- All rubber Contact Wheels are 70 durometer, unless noted.



Optional 40078 Adapter allows use of 24" long belts. Extends reach to 7" when used with standard contact arms

Part Number	Comments	Belt Size (W x L)	Contact Wheel Assembly (includes bearing and shaft)	Platen Pad (see page 29)
<b>11304</b> "The Banana Arm"  USA Government National Stock No. 5130012769560	<ul style="list-style-type: none"> <li>• Work on broad areas; levels in-line scratch; blend stainless</li> </ul>	1/2" x 18"	11078 5/8" dia. x 3/8" wide, rubber	11132 1/2" wide; Hard
<b>11312</b>  	<ul style="list-style-type: none"> <li>• Heavy-duty steel</li> <li>• Grind over contact wheel or platen</li> </ul>	1/2" x 18"	11078 5/8" dia. x 3/8" wide, rubber	11025 1/2" wide; Soft
<b>11314</b>  	<ul style="list-style-type: none"> <li>• <b>45 PSIG maximum</b></li> <li>• File round openings as small as 7/16"</li> </ul>	1/4" x 18"	11066 5/16" dia. x 1/8" wide, steel	11034 1/4" wide; Soft
<b>11320</b> Offset Arm  	<ul style="list-style-type: none"> <li>• For flat grinding using platen at or near corners and edges of large radius round</li> <li>• Contact wheel is offset to prevent gouging</li> </ul>	1/2" x 18"	5/8" dia. x 3/8" wide, rubber	11026 1/2" wide; Hard
<b>11321</b>  	<ul style="list-style-type: none"> <li>• <b>45 PSIG maximum</b></li> <li>• Work on contact wheel or platen pad</li> </ul>	1/2" x 18"	11070 7/16" dia. x 3/8" wide, rubber	11025 1/2" wide; Soft
<b>11322</b> 	<ul style="list-style-type: none"> <li>• Guide-cut</li> <li>• Removes raised material within .020" or less without undercutting</li> </ul>	1/2" x 18" 60 to 80 grit	11090 5/8" dia. x 3/8" wide, rubber	None
<b>11325</b> 	<ul style="list-style-type: none"> <li>• For flat grinding and heavy stock removal</li> </ul>	1/2" x 18"	11078 5/8" dia. x 3/8" wide, rubber	11024 Steel Platen
<b>11329</b> 	<ul style="list-style-type: none"> <li>• Extra length arm</li> <li>• 17" workable reach</li> </ul>	1/2" x 44"	11078 5/8" dia. x 3/8" wide, rubber	11025 1/2" wide; Soft
<b>11330</b>  	<ul style="list-style-type: none"> <li>• Enter 1/2" x 1/2" openings</li> </ul>	1/4" x 18"	11072 7/16" dia. x 1/8" wide, brass	11034 1/4" wide; Thin
<b>11337</b>  	<ul style="list-style-type: none"> <li>• Enter channels as narrow as 9/16"</li> </ul>	1/2" x 18"	11076 7/16" dia. x 3/8" wide, steel	11027 1/2" wide; Thin
<b>11350</b> 	<ul style="list-style-type: none"> <li>• <b>45 PSIG maximum</b></li> <li>• Excellent for cleaning oxide off electrical bus bars</li> <li>• Arm has a 12" workable reach</li> </ul>	3/4" x 34"	11352 5/16" dia. x 5/8" wide, steel	Optional 3/4" wide
<b>11360</b> 	<ul style="list-style-type: none"> <li>• Unique offset design</li> <li>• Grind over contact wheels or strap polish</li> </ul>	1/2" x 18"	11078 5/8" dia. x 3/8" wide, rubber	None

# Mini-Dynaflex® II

## Air-Powered Abrasive Belt Tool



**CONTACT ARMS**  
PAGE 19

**COUPLER/PLUG**  
PAGE 228

**ACCESSORIES**  
PAGE 222

**BENCH MOUNT**  
PAGE 255

*Ideal for Strap Polishing and Working in Narrow Openings*

- Lightweight ergonomic design features 7° offset “soft touch” grip.
- Multi-position grinding head pivots 360°.
- Rear exhaust tool directs some air to front, to cool abrasive belt while running.
- Belt guard easily swivels for quick abrasive change; simple belt tracking adjustment knob.

**FOR ABRASIVE BELTS**  
1/8", 1/4", 1/2" wide x 12" long  
(3 mm, 6 mm, 13 mm x 305 mm)  
*SEE PAGE 270*

### Model 15003 For 12" Long Belts

- Includes 15026 Contact Arm for 1/2" wide x 12" long abrasive belts and 15118 Drive Wheel. (See page 19 for additional Contact Arms.)



Model 15003

### Model 15013 For 13" Long Belts

- Includes 15035 Contact Arm, for abrasive belts 1/4" to 1/2" wide by 13" long.



- For added versatility, tool can be easily converted to Die Grinder with optional 01644 (1/4") Threaded Collet Insert.
- 40378 Rubber Drive Wheel may be ordered separately, for efficient use with optional non-woven nylon belts.



40378



*Ideal for blending stainless steel and grinding right angle welds.*



*Effective for finishing and deburring within narrow openings.*



*Clean and finish using non-woven nylon belts.*



*Finish rough-cut edges quickly and efficiently.*

### 15006 Versatility Kit

- 15003 Tool (15118 Drive Wheel) with 15026 Contact Arm. Also includes 15028 and 15030 Arms.
- 01644 Threaded Collet Insert to easily convert tool to 1/4" Die Grinder. Plus assorted coated and non-woven nylon belts; durable carrying case.



Mini-Dynaflex® II includes **Swiveling Belt Guard**, allowing easy abrasive belt change without removing the guard!



Model 15006

Model Number	Motor hp (W)	Motor RPM	Sound Level	Abrasive Belt Size Inch (mm)	Max. Air Flow SCFM (L/Min)	Max. SFPM (SM/Min)	Weight Pound (kg)	Length Inch (mm)	Height Inch (mm)
15003	.4 (298)	25,000	80 dB(A)	1/8-1/2 (3-13) W x 12 (305) L	20 (566)	4,890 (1,486)	1.8 (.8)	11-3/4 (298)	3-1/2 (89)
15013	.4 (298)	25,000	83 dB(A)	1/4-1/2 (6-13) W x 13 (330) L	21 (595)	4,890 (1,486)	1.6 (.73)	12.1 (307)	3.9 (99)

Additional Specifications: Air Inlet Thread 1/4" NPT • Hose I.D. Size 1/4" (6 mm) • Air Pressure 90 PSIG (6.2 Bar)

Tune-Up Kit: No. 96074 (page 267)

# Mini-Dynafile® II Contact Arms

## 3" Workable Reach; Exclusive to Mini-Dynafile® II

- All rubber Contact Wheels are 70 durometer, unless noted.

Part Number	Comments	Belt Size (W x L)	Contact Wheel Assembly (includes bearing and shaft)	Platen Pad (see page 29)
15025, 15028	 <ul style="list-style-type: none"> <li>• No platen due to offset design</li> <li>• Grind radiuses</li> <li>• Offset for slack polishing</li> </ul>	1/4" or 1/2" x 12"	15025: 11093 Wheel, 1" dia. x 3/8" wide, 40 duro rubber 15028: 11080 Wheel, 1" dia. x 3/8" wide, 90 duro rubber	None
15026	 <ul style="list-style-type: none"> <li>• <b>Standard on Model 15003</b></li> <li>• Grind corners, enter grooves</li> </ul>	1/2" x 12"	11078 5/8" dia. x 3/8" wide, rubber	11026 1/2" wide; Hard
15027	 <ul style="list-style-type: none"> <li>• Sand on both sides of arm</li> <li>• Enter confined areas as small as 1/4"</li> </ul>	1/4" x 12"	11074 5/8" dia. x 1/8" wide, rubber	11033 1/4" wide; Hard
15029	 <ul style="list-style-type: none"> <li>• Grind corners, enter grooves and strap polish</li> </ul>	1/8" x 12"	11086 1" dia. x 3/8" wide, tapered rubber, 90 duro	None
15030	 <ul style="list-style-type: none"> <li>• <b>45 PSIG maximum</b></li> <li>• Enter channels as narrow as 7/16"</li> </ul>	1/2" x 12"	11068 5/16" dia. x 3/8" wide, steel	11027 1/2" wide; Thin
15031	 <ul style="list-style-type: none"> <li>• <b>45 PSIG maximum</b></li> <li>• Work on contact wheel or platen pad</li> </ul>	1/2" x 13"	11070 7/16" dia. x 3/8" wide, rubber	11027 1/2" wide; Thin
15032	 <ul style="list-style-type: none"> <li>• <b>45 PSIG maximum</b></li> <li>• Grind, blend and polish turbine blades</li> </ul>	1/2" x 12"	11332 1/4" dia. x 3/8" wide, steel	None
15033	 <ul style="list-style-type: none"> <li>• <b>45 PSIG maximum</b></li> <li>• Grind, polish turbine blades and other contours</li> </ul>	1/2" x 12"	11342 5/16" dia. x 3/8" wide, rubber	None
15034	 <ul style="list-style-type: none"> <li>• Unique offset design</li> <li>• Strap polishing is easy with this arm</li> </ul>	1/4" or 1/2" x 13"	11204: 11080 Wheel, 1" dia. x 3/8" wide, 90 duro 11305: 11093 Wheel, 1" dia. x 3/8" wide, 40 duro (Both wheels radiused rubber)	None
15035	 <ul style="list-style-type: none"> <li>• <b>Standard on Model 15013</b></li> <li>• Grind over contact wheel or platen</li> </ul>	1/2" x 13"	11078 5/8" dia. x 3/8" wide, rubber	11025 1/2" wide; Soft



# Dynafire® III

## Air-Powered Abrasive Belt Tool



**CONTACT ARMS**  
PAGE 22

**ACCESSORIES**  
PAGE 222

**COUPLER/PLUG**  
PAGE 228

**BENCH MOUNT**  
PAGE 255

*Excellent for Grinding Welds, Blending and Deburring*


### Model 15300 For 18" Long Belts

- Dynafire® III Abrasive Belt Tool offers all the versatility of our world-famous Dynafire® II, while serving up more power (.7 hp / 522 W) for faster material removal.
- Tool includes high-efficiency Rubber Drive Wheel, ideal for use with all abrasive belts.
- Includes 15350 Contact Arm for 1" wide x 18" long belts (see page 23).
- Tool grinding head pivots 360°.
- Soft grip handle assembly allows operator to apply additional force to contact wheel. Handle also offers enhanced control and maneuverability.
- Optional safety-lock throttle lever is available.




**FOR ABRASIVE BELTS**  
1/4", 1/2", 3/4", 1" wide x 18" long,  
(6 mm, 13 mm, 19 mm, 25 mm x 457 mm)  
SEE PAGE 270

*Below: Strap sanding  
with optional 15375 Arm*



Several Dynafire® III Contact Arms serve a dual purpose. These Arms are REVERSIBLE to allow for platen sanding OR strap polishing. (See page 22.)



Dynafire® II Contact Arms may also be used with Dynafire® III. (See page 16.)



*Utilized for blending scratch  
patterns and grinding right  
angle welds.*



*15350 Contact Arm with  
serrated wheel allows  
aggressive removal.*

### 15302 Versatility Kit

- Includes 15300 Dynafire® III with 15321, 15350 and 15357 Contact Arms (see page 23), plus assortment of abrasive belts, spare 15336 Drive Wheel, wrenches and hex keys, all in durable carrying case.



Dynaswivel® air line connector is ideal for use with most air tools. It improves tool maneuverability, minimizes operator fatigue and extends hose life. (See page 223.)



Model Number	Motor hp (W)	Motor RPM	Sound Level	Abrasive Belt Size Inch (mm)	Max. Air Flow SCFM (L/Min)	Max. SFPM (SM/Min)	Weight Pound (kg)	Length Inch (mm)	Height Inch (mm)
15300	.7 (522)	20,000	87 dB(A)	1/4-1 (6-25) W x 18 (457) L	32 (906)	4,550 (1,382)	3.5 (1.6)	14-1/4 (362)	4-7/8 (124)

Additional Specifications: Air Inlet Thread 1/4" NPT • Hose I.D. Size 3/8" (10 mm) • Air Pressure 90 PSIG (6.2 Bar)

Tune-Up Kit: No. 96233 (page 267)

# Dynafire® III

## Air-Powered Abrasive Belt Tool



**CONTACT ARMS**  
PAGE 22

**ACCESSORIES**  
PAGE 222

**COUPLER/PLUG**  
PAGE 228

**BENCH MOUNT**  
PAGE 255

### Lightweight Models With Popular Contact Arms

- Dynafire® III Abrasive Belt Tool offers all the versatility of our world-famous Dynafire® II, while serving up more power (.7 hp / 522 W) for faster material removal.
- Models 15400, 15401 and 15420 do not include side handle, reducing tool weight and allowing greater maneuverability. (53163 side handle is available as an option.)
- All models include high-efficiency Rubber Drive Wheel, ideal for use with all abrasive belts.
- Tool grinding head pivots 180°.

#### Model 15400 For 18" Long Belts

- Includes 11206 Contact Arm for belts 5/8" or 3/4" wide x 18" long (see page 22).

#### Model 15401 For 20-1/2" Long Belts

- Includes 11287 Contact Arm for belts 5/8" or 3/4" wide x 20-1/2" long (see page 22).

#### Model 15360 For 24" Long Belts

- Includes 15368 Contact Arm with extended reach, for belts 1/4" to 1" wide x 24" long (see page 23).
- Extended reach is ideal for use on concave areas of large turbine blades, and many other applications.
- Soft grip handle assembly allows operator to apply additional force to contact wheel. Handle mounts in three positions, providing enhanced control and maneuverability.

#### Model 15420 For 24" Long Belts

- Includes 11702 Contact Arm with unique 4" diameter wheel (see page 22), for grinding or blending right angle welds and fillet welds. Contact Arm includes hand guide for additional control. Saves time and reduces costs!
- Grinds corner welds with no undercutting.
- Tool accepts belts 24" long, in widths of 1/4" or 1/2".


**FOR ABRASIVE BELTS**  
1/4", 1/2", 3/4", 1" wide x 18" long,  
(6 mm, 13 mm, 19 mm, 25 mm x 457 mm)  
*SEE PAGE 270*



15400 Dynafire® III allows finishing and deburring in restricted areas.



15420 tool (below) includes unique 11702 Contact Arm with hand guide.



Arrows located on Dynafire® III belt cover indicate abrasive belt direction. Grinding from the RETURN SIDE of the belt will greatly enhance tool performance and increase belt life.

Model Number	Motor hp (W)	Motor RPM	Sound Level	Abrasive Belt Size Inch (mm)	Max. Air Flow SCFM (L/Min)	Max. SFPM (SM/Min)	Weight Pound (kg)	Length Inch (mm)	Height Inch (mm)
15360	.7 (522)	23,000	91 dB(A)	1 (25) W x 24 (610) L	34 (906)	4,550 (1,382)	3.35 (1.52)	12-3/4 (324)	7-1/8 (181)
15400	.7 (522)	20,000	87 dB(A)	5/8 (16) or 3/4 (19) W x 18 (457) L	32 (906)	4,550 (1,382)	2.5 (1.1)	14-1/4 (362)	4-7/8 (124)
15401	.7 (522)	20,000	87 dB(A)	5/8 (16) or 3/4 (19) W x 20.5 (521) L	32 (906)	4,550 (1,382)	2.5 (1.1)	15-1/2 (394)	4-7/8 (124)
15420	.7 (522)	20,000	87 dB(A)	1/4 (6) or 1/2 (13) W x 24 (610) L	32 (906)	4,550 (1,382)	2.5 (1.1)	14 (356)	4-7/8 (124)

Additional Specifications: Air Inlet Thread 1/4" NPT • Hose I.D. Size 3/8" (10 mm) • Air Pressure 90 PSIG (6.2 Bar)

Tune-Up Kits: No. 96233 (page 267)



# Dynaflex® III Contact Arms

## 4" to 6-3/4" Workable Reach

- All rubber Contact Wheels are 70 durometer, unless noted.

Part Number	Comments	Belt Size (W x L)	Contact Wheel Assembly (includes bearing and shaft)	Platen Pad (see page 29)
11200	 <ul style="list-style-type: none"> <li>Work on broad areas</li> <li>Leave in-line scratch</li> <li>Blend stainless</li> </ul>	1/2" x 18"	11088 5/8" dia. x 3/8" wide, rubber	11025 1/2" wide; Soft
11203	 <ul style="list-style-type: none"> <li><b>Standard on Models 40335 and 40610</b></li> <li>Grind over contact wheel or platen</li> <li>Order 11312 for heavy-duty, or 11325 for steel platen version</li> </ul>	1/2" x 18"	11078 5/8" dia. x 3/8" wide, rubber	11025 1/2" wide; Soft
11204, 11305	 <ul style="list-style-type: none"> <li>Unique offset design</li> <li>Strap polishing is easy with this arm</li> </ul>	1/8", 1/4" or 1/2" x 18"	11204: 11080 Wheel, 1" dia. x 3/8" wide, 90 duro, radiused rubber 11305: 11093 Wheel, 1" dia. x 3/8" wide, 40 duro, radiused rubber	None
11206	 <ul style="list-style-type: none"> <li><b>Standard on Models 15400, 40320 and 40330</b></li> <li>Order 11326 for heavy-duty steel construction version</li> </ul>	5/8" or 3/4" x 18"	11282 3/4" dia. x 5/8" wide, rubber	11109 3/4" wide; Hard
11286	 <ul style="list-style-type: none"> <li>Optional 11024 Steel Platen Pad available</li> <li>6-3/4" workable reach</li> </ul>	1/2" x 24"	11078 5/8" dia. x 3/8" wide, rubber	11025 1/2" wide; Soft
11287	 <ul style="list-style-type: none"> <li><b>Standard on Models 15401 and 40326</b></li> <li>Grind on wheel or platen</li> <li>5-1/4" reach</li> </ul>	5/8" or 3/4" x 20-1/2"	11282 3/4" dia. x 5/8" wide, rubber	11109 3/4" wide; Hard
11320 Offset Arm	 <ul style="list-style-type: none"> <li>For flat grinding using platen at or near corners and edges of large radius round</li> <li>Contact wheel is offset to prevent gouging bus bars</li> </ul>	1/2" x 18"	11078 5/8" dia. x 3/8" wide, rubber	11026 1/2" wide; Hard
11702	 <p>For use on 15420 Dynaflex® III only (see page 21)</p> <ul style="list-style-type: none"> <li>Perfectly designed to reach up to 2" in a channel</li> <li>Great for use with scalloped edge abrasives, blending weld seams</li> </ul>	1/4" or 1/2" x 24"	11638 70 durometer 4" dia. x 1/2" wide, radiused rubber	None

# Dynaflex® III Contact Arms

## 4" to 6-3/4" Workable Reach

- All rubber Contact Wheels are 70 durometer, unless noted.

Part Number		Comments	Belt Size (W x L)	Contact Wheel Assembly (includes bearing and shaft)	Platen Pad (see page 29)
15321		<ul style="list-style-type: none"> <li>• For flat grinding using platen pad</li> </ul>	1" x 18"	15320 3/4" dia. x 7/8" wide, rubber	15323 1" wide; Soft
15326		<ul style="list-style-type: none"> <li>• Allows for longer reach</li> <li>• Grind using platen pad</li> </ul>	1" x 24"	15320 3/4" dia. x 7/8" wide, rubber	15323 1" wide; Soft
15350		<ul style="list-style-type: none"> <li>• <b>Standard on Model 15300</b></li> <li>• Reversible arm - arm can be flipped to allow for platen sanding or strap polishing</li> </ul>	1" x 18"	15349 90 durometer 2" dia. x 1" wide, rubber	15323 1" wide; Soft
15351		<ul style="list-style-type: none"> <li>• Reversible arm - arm can be flipped to allow for platen sanding or strap polishing</li> </ul>	1" x 18"	15348 70 durometer 2" dia. x 1" wide, rubber	15323 1" wide; Soft
15356		<ul style="list-style-type: none"> <li>• Reversible arm - arm can be flipped to allow for platen sanding or strap polishing</li> </ul>	1" x 18"	15346 40 durometer 2" dia. x 5/8" wide, rubber	15323 1" wide; Soft
15357		<ul style="list-style-type: none"> <li>• Reversible arm - arm can be flipped to allow for platen sanding or strap polishing</li> <li>• "V" shape wheel</li> </ul>	1" x 18"	15347 2" dia. x 1" wide, rubber	15323 1" wide; Soft
15368		<ul style="list-style-type: none"> <li>• <b>Standard on Model 15360</b></li> <li>• Allows for longer reach</li> <li>• Grind using wheel surface</li> </ul>	1" x 24"	15359 70 durometer 1" dia. x 1" wide, serrated rubber	None
15375		<ul style="list-style-type: none"> <li>• Great for strap polishing</li> </ul>	1" x 24"	15348 70 durometer 2" dia. x 1" wide, rubber	None

# Dynabelter®

## Air-Powered Abrasive Belt Tool



**CONTACT ARMS**  
PAGE 26

**COUPLER/PLUG**  
PAGE 228


**ACCESSORIES**  
PAGE 222

**BENCH MOUNT**  
PAGE 255

*For Weld Grinding, Blending and Finishing on Metal and Other Surfaces*

**FOR ABRASIVE BELTS**  
1", 2" wide x 30" long  
(25 mm, 51 mm x 762 mm)  
*SEE PAGE 272*

- Dynabelter® is ideal for work on ferrous and non-ferrous metals, wood, plastic, stone and composites.
- Uses include grinding cylinders, deburring castings, cleaning welds and fabricating metals.
- Also excellent for polishing tubing, deburring structural steel, finish-dimensioning on lathe work and blending inside corners.
- Safety-lock lever included on all models.



After attaching new abrasive belt, hold tool by the Contact Wheel and suspend tool vertically, to ensure that the belt is taut. Then tighten knob and flip tension lever.



*Model 11475 is ideal for grinding circumferential welds.*



*Model 11476 grinds weld seam and leaves in-line scratch pattern.*

### Model 11475 *Standard Duty, .7 hp*

- Accepts 1" wide x 30" long abrasive belts.
- Adjustable speed; removable side handle.
- Includes 11681 Contact Arm Assembly (see page 26).
- Ideal for use with 1/4" Dynaswivel® and 95676 Coupler/Plug Assembly.



Model 11475

### Model 11476 *Heavy-Duty, 1.2 hp*


- Accepts 1" wide x 30" long abrasive belts.
- Includes 11681 Contact Arm Assembly (see page 26), and top control handle.
- Ideal for use with 3/8" Dynaswivel® and 98265 Coupler/Plug Assembly.
- USA Government National Stock Number 3680012784349.




Model 11476

### Model 11477 *Extra Heavy-Duty, 2.0 hp*

- Accepts 2" wide x 30" long abrasive belts.
- Includes pressure bar with top control handle.
- Includes 11870 Contact Arm Assembly (see page 26).
- Ideal for use with 1/2" Dynaswivel® and 98273 Coupler/Plug Assembly.
- 11871 Contact Arm with 4" dia. contact wheel is available for 2" wide x 60" long belts, providing a 20" workable reach.



Model 11477



Placing Dynabelter® handle at a 45° angle from the belt housing will increase pressure while grinding. Pull tool towards you, working off the RETURN SIDE of the belt for faster removal.

Model Number	Motor hp (W)	Motor RPM	Sound Level	Abrasive Belt Size Inch (mm)	Air Inlet Thread	Max. Air Flow SCFM (L/Min)	Max. SFPM (SM/Min)	Weight Pound (kg)	Length Inch (mm)	Height Inch (mm)
11475	.7 (522)	18,000	92 dB(A)	1/4-1 (6-25) W x 30 (762) L	1/4" NPT	32 (906)	5,890 (1,789)	7.5 (3.4)	21 (533)	7-1/4 (184)
11476	1.2 (895)	13,000	89 dB(A)	1/4-1 (6-25) W x 30 (762) L	3/8" NPT	58 (1,643)	4,250 (1,295)	10 (4.5)	21 (533)	7-1/4 (184)
11477	2 (1,492)	7,200	82 dB(A)	1-2 (25-51) W x 30 (762) L	1/2" NPT	70 (1,982)	4,700 (1,432)	14 (6.4)	21-1/2 (546)	7-3/4 (197)

Additional Specifications: Hose I.D. Size 1/2" (13 mm) • Air Pressure 90 PSIG (6.2 Bar)

**Tune-Up Kits:** Model 11475 – No. 96045; Model 11476 – No. 96011; Model 11477 – No. 96259 (page 267)



# Dynabelter® Accu-Grinder

**Air-Powered Abrasive Belt Tool with Adjust-A-Wheel**



**CONTACT ARMS**  
PAGE 26

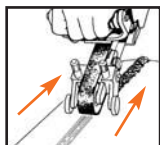
**COUPLER/PLUG**  
PAGE 228

*Grinds Welds Flat, Without Undercutting*

**FOR ABRASIVE BELTS**  
1" wide x 30" long  
(25 mm x 762 mm)  
SEE PAGE 272

## Model 11486 Heavy-Duty, 1.2 hp

- Efficiently removes excess weld material and leaves a narrow "in-line" scratch pattern. This model takes the guesswork out of weld grinding, and prevents undercutting!



- Adjustable guide tires control the depth of abrasive belt cut. Simple twist-knobs adjust depth of cut. Allows controlled grinding on flats, contours and inside/outside of pipes and tanks.
- Includes 11717 Adjust-A-Wheel Contact Arm with 90-durometer standard serrated Contact Wheel, 2" diameter x 1" wide (see page 26).

## Work on Longitudinal Welds:

- I.D. – 12" diameter pipe or larger.
- O.D. – 8" diameter pipe or larger.



Model 11486



*Place 11486 Dynabelter handle at 45° angle from belt housing to increase grinding pressure. Pull tool toward operator for faster material removal.*

Model Number	Motor hp (W)	Motor RPM	Sound Level	Abrasive Belt Size Inch (mm)	Max. Air Flow SCFM (L/Min)	Max. SFPM (SM/Min)	Weight Pound (kg)	Length Inch (mm)	Height Inch (mm)
11486	1.2 (895)	13,000	89 dB(A)	1 (25) W x 30 (762) L	58 (1,643)	4,250 (1,295)	9.0 (4.1)	22 (559)	7 (178)

Additional Specifications: Air Inlet Thread 1/2" NPT • Hose I.D. Size 1/2" (13 mm) • Air Pressure 90 PSIG (6.2 Bar)

Tune-Up Kit: No. 96011 (page 267)

# Dynabelter® Accessories

## 11739 Dynabelter® Adapter

- Dynaflex® Contact Arms (see pg. 11), can be mounted on 11475 and 11476 Dynabelter® models with optional 11739 Adapter.
- Allows for work in small areas using 30" belts (8" reach).



Model 11739

## Dynabelter® Contact Arm Extender

- Allows for longer abrasive belts! The Dynabelter® uses standard 30" long abrasive belts, however, these extenders allow Contact Arms to use longer abrasive belts.
- Extenders can only be used with Dynabelter® Contact Arms.

## 11656 Extender

- For 42" belts (13" reach).

## 11657 Extender

- For 54" belts (19" reach).

## 11679 Extender

- For 60" belts (21" reach).



Model 11656










Model 11679

# Dynabelter® Contact Arms

## Variety of Contact Wheels and Wheel Assemblies

- All rubber Contact Wheels are 70 durometer, unless noted.

Part Number	Comments	Belt Size (W x L)	Contact Wheel Assembly (includes bearing and shaft)	Platen Pad (see page 29)
11681	 <ul style="list-style-type: none"> <li>• Standard on Models 11475 and 11476</li> <li>• 7-1/2" workable reach</li> <li>• Grind using platen pad</li> </ul>	1" x 30"	11650 (Included) 70 durometer standard serrated rubber, 2" dia. x 1" wide 11618 90 durometer standard serrated rubber, 2" dia. x 1" wide	11605 1" wide; Hard
11663	 <ul style="list-style-type: none"> <li>• Grind, deburr, polish over platen</li> <li>• 7-1/2" workable reach</li> </ul>	1" x 30"	11616 80 durometer smooth rubber, 1" dia. x 1" wide	11605 1" wide; Hard
11668	 <ul style="list-style-type: none"> <li>• Wheel mount pivots to maintain surface contact</li> <li>• Work on broad areas, blend stainless</li> <li>• Leaves "in-line" scratch pattern</li> <li>• 6" workable reach</li> </ul>	1" x 30"	11616 Two wheels, 80 durometer smooth rubber, 1" dia. x 1" wide	11605 1" wide; Hard
11677	 <ul style="list-style-type: none"> <li>• Grind, blend, polish welds</li> <li>• Strap polish using slack of belt</li> <li>• 7" workable reach</li> </ul>	1" x 30"	11620 40 durometer smooth rubber, (80 durometer available, 11622) 4" dia. x 1"	None
11682	 <ul style="list-style-type: none"> <li>• Grind, deburr fillet welds, inside corners</li> <li>• 7" workable reach</li> </ul>	1/2" or 1" wide x 30" long	11638 70 durometer radiused rubber, 4" dia. x 1/2" wide	None
11684	 <ul style="list-style-type: none"> <li>• Polish contours without gouging workpiece</li> <li>• Ideal for stainless pipe</li> <li>• 7" workable reach</li> </ul>	1" x 30"	11642 40 durometer serrated rubber, (80 durometer wheel – 11892; 90 durometer wheel – 11888) 4" dia. x 5/8" wide	None
11717	 <ul style="list-style-type: none"> <li>• For best results when ordering 11717 Contact Arm for Dynabelter Model 11476 add:               <ul style="list-style-type: none"> <li>- 11544 Pressure Bar</li> <li>- Three 95150 Mounting Screws</li> <li>- 11794 Back Wheel Assembly</li> </ul> </li> </ul>	1" x 30"	11618 90 durometer standard serrated urethane 2" dia. x 1" wide	None
11870	 <ul style="list-style-type: none"> <li>• Standard on Model 11477</li> <li>• 2" dia. x 2" wide urethane wheel assemblies are only for extra heavy-duty tools</li> <li>• 7" workable reach</li> </ul>	2" x 30"	2" dia. x 2" wide rubber assemblies available: 11847: (Included) 70 durometer standard serration 11849: 70 durometer scoop serration 11851: 90 durometer standard serration 11853: 90 durometer scoop serration	Optional 11659 2" wide

# Dynangle

## Air-Powered Abrasive Belt Tool


CONTACT ARMS  
BELOWCOUPLER/PLUG  
PAGE 228

*Powerful Direct-Drive Air Motor with Adjustable Speed*

**FOR ABRASIVE BELTS**  
1" wide x 18" long  
(25 mm x 457 mm)  
SEE PAGE 272

### Model 14200

- Compact tool is ideal for work in tight spots; handle is multi-positional. Perfect for blending radiuses and adding grain to stainless steel sinks.
- Quick and easy abrasive belt change. Accepts coated abrasive belts and non-woven nylon belts.
- Interchangeable Contact Arms match specific applications on stainless steel (see below). Also ideal for refinishing drilling screws and pump screws.
- Includes 14266 Contact Arm and 11605 Hard/Cork Dynapad® Platen Pad.






When working on spot welds, lower platen to avoid gouging of work surface with contact wheel.

Model Number	Motor hp (W)	Motor RPM	Sound Level	Abrasive Belt Size Inch (mm)	Max. Air Flow SCFM (L/Min)	Max. SFPM (SM/Min)	Weight Pound (kg)	Length Inch (mm)	Height Inch (mm)
14200	.7 (522)	20,000	92 dB(A)	1 (25) W x 18 (457) L	36 (1,020)	6,540 (1,987)	4.8 (2.2)	11 (279)	5 (127)

Additional Specifications: Air Inlet Thread 1/4" NPT • Hose I.D. Size 3/8" (10 mm) • Air Pressure 90 PSIG (6.2 Bar)

Tune-Up Kit: No. 95840 (page 267)

## Dynangle Contact Arms

Part Number	Belt Size (W x L)	Contact Wheel Assembly (includes bearing and shaft)	Wheel Material	Surface	Use
14261 	1" x 18"	14251 1" dia. x 1" wide	70 durometer urethane	Smooth	1/2" radiused corner
14263 	1" x 18"	14253 1-1/2" dia. x 1" wide	70 durometer urethane	Smooth	3/4" radiused corner
14266 	1" x 18"	14256 2" dia. x 1" wide	70 durometer rubber	Standard serrated	1" radiused corner



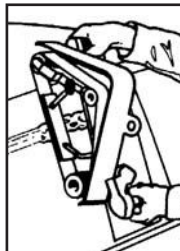
# Dynangle II

## Air-Powered Abrasive Belt Tool

COUPLER/PLUG  
PAGE 228ACCESSORIES  
PAGE 222

### Polish, Grind Contours and Flats

- Surface conditions stainless steel and most other metals. Also used on wood, plastic, fiberglass and composites. Blends and finishes solder seams.
- Built-in abrasive belt guard; fast belt change.
- Safety-lock lever-throttle; hanger brackets included for optional overhead suspension.



**FOR ABRASIVE BELTS**  
2" wide x 34" or 45" long  
(51 mm x 864 mm, 1,143 mm)  
*SEE PAGE 272*

Model  
14300

### Model 14300 *Single Motor*

- Uses 2" x 34" belts; belts spans 11-1/2" for "strap polishing" up to 36" diameter pipe.
- 14350 Conversion Kit available to upgrade single motor model to a dual motor model at a later date, if desired.

**NOTE:** For grinding with a platen pad, dual motor models are recommended.

### Model 14303 *Heavy-Duty "Dual Motor" with Platen*

- Heavy-duty "dual motor" for extra power.
- Uses 2" x 34" belts; belts spans 11-1/2" for "strap polishing" up to 36" diameter pipe.
- Includes 2" wide x 6" long platen which is easily removed for strap polishing.

### Model 14306 *Heavy-Duty "Dual Motor" with Platen*


- Heavy-duty "dual motor" for extra power.
- Uses 2" x 45" belts; belts spans 17" for polishing pipe up to 48" diameter.
- Includes 2" wide x 6" long platen which is easily removed for strap polishing.



**14300 Dynangle® II is utilized for "strap polishing" on a cylindrical stainless steel surface.**

Model  
14303

For optimum use of Dynangle II, it is critical that proper air flow is maintained.



To maintain belt tension, use abrasive belts with low-flex or low-stretch backing.

Model Number	Motor hp (W)	Motor RPM	Sound Level	Abrasive Belt Size Inch (mm)	Max. Air Flow SCFM (L/Min)	Max. SFPM (SM/Min)	Weight Pound (kg)	Length Inch (mm)	Height Inch (mm)
14300	1.2 (895)	13,000	85 dB(A)	2 (51) W x 34 (864) L	53 (1,501)	8,500 (2,591)	15.1 (6.9)	18-7/8 (479)	8-1/2 (216)
14303	2.4 (1,790)	13,000	85 dB(A)	2 (51) W x 34 (864) L	106 (3,002)	8,500 (2,591)	18.7 (8.2)	18-7/8 (479)	9-9/16 (243)
14306	2.4 (1,790)	13,000	90 dB(A)	2 (51) W x 45 (1,143) L	106 (3,002)	8,500 (2,591)	19.2 (8.7)	22-7/8 (581)	9-1/2 (241)

Additional Specifications: Air Inlet Thread 1/2" NPT • Hose I.D. Size 1/2" (13 mm) • Air Pressure 90 PSIG (6.2 Bar)

**Tune-Up Kit: No. 96011** (page 267 – Dual motor models require two Tune-Up Kits)

# "Take-About" Sander

## Air-Powered Abrasive Belt Tool



COUPLER/PLUG  
PAGE 228

ACCESSORIES  
PAGE 222

*Ideal for Surface Leveling, Graining and Finishing*

### Model 52900

- Heavy-duty 1.3 hp sander (3,500 RPM) powers 3" x 24" abrasive belts, for aggressive material removal on metal and wood.
- Toggle switch offers simple one-step belt tensioning.
- Pistol-grip handle and top control knob allow enhanced operator control.
- Easily adjustable tracking of abrasive belt.
- Tool works well with non-woven nylon belts.
- Safety-lock throttle lever is included.



FOR ABRASIVE BELTS  
3" wide x 24" long  
(76 mm x 610 mm)  
SEE PAGE 273

Model Number	Motor hp (W)	Motor RPM	Sound Level	Abrasive Belt Size Inch (mm)	Max. Air Flow SCFM (L/Min)	Max. SFPM (SM/Min)	Weight Pound (kg)	Length Inch (mm)	Height Inch (mm)
52900	1.3 (969)	3,500	85 dB(A)	3 (76) W x 24 (610) L	50 (1,416)	2,000 (610)	12.5 (5.7)	13-1/4 (337)	7-1/8 (181)

Additional Specifications: Air Inlet Thread 3/8" NPT • Hose I.D. Size 1/2" (13 mm) • Air Pressure 90 PSIG (6.2 Bar)  
Tune-Up Kit: No. 98223 (page 267)

## Contact Arm Platen Pads

### Provide Belt Support on Dynabrade Abrasive Belt Tools

**Soft Platen Pads** • Top facing • Sponge base • Pressure sensitive adhesive

Part Number	For Use on These Tools	Width	Length	Thickness	Package Quantity
11032	Dynaflex®, Dynaflex® II	1/4"	7"	1/8"	5
11025	Dynaflex®, Dynaflex® II, Dynaflex® III	1/2"	7"	1/8"	5
11119	Dynaflex® II	3/4"	7"	1/8"	5
15323	Dynaflex® III	1"	2"	1/8"	5

*For work on contoured pieces*



Pressure Sensitive Adhesive

11025 Platen Pad affixed to 11218 Dynaflex® Contact Arm



**Hard Platen Pads** • Top facing • Cork base • Pressure sensitive adhesive

Part Number	For Use on These Tools	Width	Length	Thickness	Package Quantity
11033	Mini-Dynaflex® II	1/4"	7"	1/8"	5
11026	Dynaflex®, Dynaflex® II, Mini-Dynaflex® II, Dynaflex® III	1/2"	7"	1/8"	5
11109	Dynaflex® II, Dynaflex® III	3/4"	7"	1/8"	5
11135	Dynaflex®	1/2"	2"	1/8"	5
11605	Dynabelter	1"	7"	1/8"	5
15324	Dynaflex® III	1"	2"	1/8"	5

*For heavy deburring and polishing*



Pressure Sensitive Adhesive

**Thin Platen Pads** • Top facing • Pressure sensitive adhesive

Part Number	For Use on These Tools	Width	Length	Thickness	Package Quantity
11034	Dynaflex®, Dynaflex® II	1/4"	7"	1/32"	5
11027	Dynaflex®, Dynaflex® II, Mini-Dynaflex® II	1/2"	7"	1/32"	5
11129	Dynaflex® II	3/4"	7"	1/32"	5

*For use with Contact Arms with small diameter Contact Wheels (such as 11212)*



Pressure Sensitive Adhesive

**Steel Platens** • Screw attachment

Part Number	For Use on These Contact Arms	Width	Length	Thickness	Package Quantity
11024	11286, 11325 (Both for Dynaflex® II)	1/2"	3"	1/8"	1
11028*	11228 (for Dynaflex®)	1/2"	3"	1/8"	1

*For flat grinding and heavy stock removal*



\*Includes spacers for lifting and angling of Platen

# Dynabrade Systems & Solutions

For Abrasive Belt Tools – Suggested Tool/Accessory Combinations



TOOL	ABRASIVE	ACCESSORIES	
<b>Dynaflex®</b> Model 14000 Page 10 	<b>24" Long Belts</b> 1/8", 1/4", 1/2" Widths Page 270	<b>Bench Mounts</b> 80020, 80015 Page 255 	<b>Popular Contact Arms</b> Page 11 11213, 11216, 11218, 11219, 11231 
<b>Dynaflex® II</b> Model 40320 Page 13 	<b>18" Long Belts</b> 1/4", 1/2", 3/4" Widths Page 270	<b>Bench Mounts</b> 80021, 80015 Page 255 	<b>Popular Contact Arms</b> Page 16 11203, 11204, 11206  <b>Collet Assembly</b> Page 51 For Die Grinder Use 50010 
<b>Mini-Dynaflex® II</b> Model 15003 Page 18 	<b>12" Long Belts</b> 1/4", 1/2" Widths Page 270	<b>Popular Contact Arms</b> Page 19 15026, 15028, 15030 	<b>Rubber Drive Wheel</b> 40378 Page 18 
<b>Dynaflex® III</b> Model 15300 Page 20 	<b>18" Long Belts</b> 1/4", 1/2", 3/4", 1" Widths Page 270	<b>Bench Mounts</b> 80021, 80015 Page 255 	<b>Popular Contact Arms</b> Page 23 15321, 15326, 15350, 15357 
<b>Dynaflex® III</b> Model 15420 Page 21 	<b>24" Long Belts</b> 1/4", 1/2" Widths Page 270	<b>Bench Mounts</b> 80021, 80015 Page 255 	<b>Popular Contact Arms</b> Page 23 15321, 15326, 15350, 15357 
<b>Dynabelter®</b> Model 11476 Page 24 	<b>30" Long Belts</b> 1" Widths Page 272	<b>Contact Arm</b> 11717 Page 26 	<b>Adapter</b> 11739 Page 25  <b>Extenders</b> Page 25 11679, 11657, 11656 
<b>Electric Dynaflex® II</b> Model 40610 Page 15 	<b>18" Long Belts</b> 1/4", 1/2", 3/4" Widths Page 270	<b>Popular Contact Arms</b> Page 16 11203, 11204, 11206 	<b>Extension Adapter</b> 40078 Page 16 

## ESSENTIAL ACCESSORIES

<b>Metal Capture Downdraft Station</b> 64350 Page 208 	<b>Air Lube (10W/NR)</b> 95842 Page 254 	<b>Dynüba 100</b> 60005 Page 254 	<b>Dynaswivel®</b> 94300 Page 223 	<b>Filter-Regulator-Lubricator</b> 10681 Page 224 
		<b>Dynüba 26</b> 60020 Page 254 	<b>Coupler/Plug Assemblies</b> 95676, 97572 Page 228 	<b>Air Hose Assemblies</b> 94863, 94852, 94892 Page 225 





# ***ABRASIVE FINISHING TOOLS***

Dynastraight® .....	32	Dynisher .....	40
Lightweight Dynastraight® .....	37	Electric Dynisher .....	41
Dynastraight® Flapper .....	38	Dyninger .....	42
Rolling Pin Sander .....	39	Lightweight Dyninger .....	43
Mini-Dynisher .....	39	<i>Systems &amp; Solutions</i> .....	45

***DYNABRADE.COM***



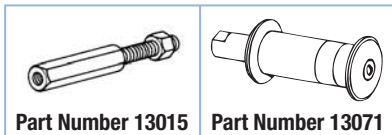
# Dynastraight®

## Air-Powered Abrasive Finishing Tool

**PNEUMATIC WHEELS**  
PAGE 244**ARBORS**  
PAGE 248**ACCESSORIES**  
PAGE 222*For Graining, Cleaning and Polishing on Stainless Steel, Aluminum, Carbon Steel, Composites***FOR ABRASIVE BELTS, CONDITIONING DISCS, FLAP WHEELS**  
Up to 8" (203 mm) diameter  
SEE PAGE 269**Model 13200 950 RPM, .7 hp****Model 13500 950 RPM, 1 hp**

- Each model includes 13071 Combo Arbor, for up to 3" wide wheels with 5/8" or 1" diameter center hole.

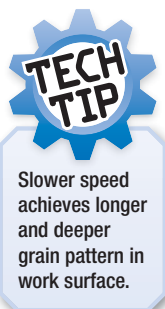
### Arbors



Part Number 13015

Part Number 13071

See page 248 for detailed arbor information.



Slower speed achieves longer and deeper grain pattern in work surface.

**13200 Dynastraight® runs optional Non-Woven Nylon Wheel (see page 276).**


Model Number	Motor hp (W)	Motor RPM	Sound Level	Maximum Air Flow SCFM (L/Min)	Wheel Arbor Diameter	Air Inlet Thread	Tool Thread	Weight Pound (kg)	Length Inch (mm)	Height Inch (mm)
13200	.7 (522)	950	84 dB(A)	34 (952)	5/8" or 1"	1/4" NPT	1/2"-20 Male	4.7 (2.1)	14-7/8 (378)	1-3/4 (44)
13500	1 (744)	950	81 dB(A)	43 (1,218)	5/8" or 1"	3/8" NPT	1/2"-20 Male	5.2 (2.4)	15-3/4 (400)	1-7/8 (48)

**Tune-Up Kit:** 13200 – No. 96260; 13500 – No. 96532 (page 267) • Additional Specifications: Hose I.D. Size 3/8" (10 mm) • Air Pressure 90 PSIG (6.2 Bar)**Model 13501 1,800 RPM, 1 hp**

- 13071 Combo Arbor, for up to 3" wide wheels with 5/8" or 1" dia. center hole.
- Any Dynacushion® pneumatic wheel with 5/8" dia. bore (such as 92938) may be mounted.

**Model 13521 1,800 RPM, 1 hp**

- 13015 Threaded Arbor (5/8"-11) ideal for use with optional 94472 Dynacushion® Pneumatic Wheel.



When using pneumatic wheels, inflate wheel only enough to hold the abrasive belt without slippage. Over-inflating the wheel can lead to "chatter marks" on the surface.

**Model 13511 1,800 RPM, 6" Extension, 1 hp**

- 5/8" or 1" diameter combo arbor for up to 3" wide wheels with 5/8" or 1" diameter center hole.
- Any Dynacushion® pneumatic wheel with 5/8" dia. bore (such as 92938) may be mounted.
- Cushioned grip enhances operator comfort.

**Model 13531 1,800 RPM, 6" Extension, 1 hp**

- 5/8"-11 threaded arbor accepts up to 3-1/2" wide pneumatic wheels (not included) with threaded 5/8"-11 center hole. Ideal set-up for optional Dynacushion® pneumatic wheel with 5/8"-11 thread (such as 92805).
- Cushioned grip enhances operator comfort.



Model Number	Motor hp (W)	Motor RPM	Sound Level	Maximum Air Flow SCFM (L/Min)	Wheel Arbor Diameter	Air Inlet Thread	Tool Thread	Weight Pound (kg)	Length Inch (mm)	Height Inch (mm)
13501	1 (744)	1,800	84 dB(A)	34 (952)	5/8" or 1"	3/8" NPT	1/2"-20 Male	4.2 (1.9)	13-3/8 (339)	1-7/8 (48)
13521	1 (744)	1,800	84 dB(A)	34 (952)	5/8"-11 Male	3/8" NPT	1/2"-20 Male	3.8 (1.7)	14-7/8 (378)	1-7/8 (48)
13511	1 (744)	1,800	82 dB(A)	34 (952)	5/8" or 1"	3/8" NPT	N/A	4.6 (2.1)	17-1/4 (438)	1-7/8 (48)
13531	1 (744)	1,800	82 dB(A)	34 (952)	5/8"-11 Male	3/8" NPT	N/A	4.2 (1.9)	17-1/2 (445)	1-7/8 (48)

**Tune-Up Kit:** No. 96532 (page 267) • Additional Specifications: Hose I.D. Size 3/8" (10 mm) • Air Pressure 90 PSIG (6.2 Bar)



# Dynastraight®

## Air-Powered Abrasive Finishing Tool



**PNEUMATIC WHEELS**  
PAGE 244

**ARBORS**  
PAGE 248

**ACCESSORIES**  
PAGE 222

*For Graining, Cleaning and Polishing on Stainless Steel, Aluminum, Carbon Steel, Composites*

**FOR ABRASIVE BELTS, CONDITIONING DISCS, FLAP WHEELS**  
Up to 8" (203 mm) diameter  
SEE PAGE 269

### Model 13201 3,400 RPM, .7 hp

- 13016 Arbor for up to 2" wide x 1/2" I.D. wheels.  
Any accessory with 1/2" dia. bore may be mounted.

### Model 13202 3,400 RPM, .7 hp

- 13017 Arbor for up to 2" wide x 5/8" I.D. wheels.  
Any accessory with 5/8" dia. bore may be mounted.

### Model 13204 3,400 RPM, .7 hp

- 13015 Threaded Arbor (5/8"-11) ideal for use with optional 94472 Dynacushion® Pneumatic Wheel.



**WATCH 13204 Dynastraight® at Work!**

### Model 13205 3,400 RPM, .7 hp

- 13071 Combo Arbor for up to 3" wide wheels with 5/8" or 1" dia. center hole. Any Dynacushion® pneumatic wheel with 5/8" bore may be mounted (such as 92936).

### 13220 Versatility Kit

- Includes 13204 Dynastraight; 94472 Dynacushion® Pneumatic Wheel; 98130 Air Chuck (1/4" NPT); 94300 Dynaswivel® (1/4" NPT); 13016 Arbor; assortment of abrasives.



13204 Dynastraight® powers optional 94472 Dynacushion® pneumatic wheel on stainless steel.



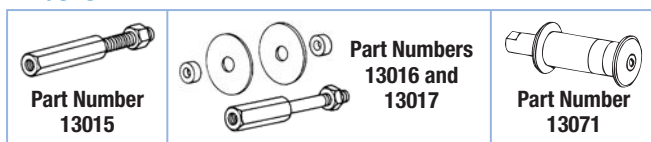
### Model 13502 3,400 RPM, 1 hp

- 13016 Arbor for up to 2" wide x 1/2" I.D. wheels.  
Any accessory with 1/2" dia. bore may be mounted.
- Ideal set-up for optional surface conditioning discs (shown).

### Model 13503 3,400 RPM, 1 hp

- 13017 Arbor for up to 2" wide x 5/8" I.D. wheels.  
Any accessory with 5/8" dia. bore may be mounted.

### Arbors



See page 248 for detailed arbor information.



Disc Sold Separately

Model Number	Motor hp (W)	Motor RPM	Sound Level	Maximum Air Flow SCFM (L/Min)	Wheel Arbor Diameter	Air Inlet Thread	Tool Thread	Weight Pound (kg)	Length Inch (mm)	Height Inch (mm)
13201	.7 (522)	3,400	82 dB(A)	35 (977)	1/2"	1/4" NPT	1/2"-20 Male	3.9 (1.8)	13-5/8 (346)	1-3/4 (44)
13202	.7 (522)	3,400	82 dB(A)	35 (977)	5/8"	1/4" NPT	1/2"-20 Male	3.9 (1.8)	13-5/8 (346)	1-3/4 (44)
13204	.7 (522)	3,400	82 dB(A)	35 (977)	5/8"-11	1/4" NPT	1/2"-20 Male	3.8 (1.7)	14-5/8 (371)	1-3/4 (44)
13205	.7 (522)	3,400	82 dB(A)	35 (977)	5/8" or 1"	1/4" NPT	1/2"-20 Male	4.0 (1.8)	13-5/8 (346)	1-3/4 (44)
13502	1 (744)	3,400	80 dB(A)	43 (1,218)	1/2"	3/8" NPT	1/2"-20 Male	4.3 (2.0)	15-1/8 (384)	1-7/8 (48)
13503	1 (744)	3,400	80 dB(A)	43 (1,218)	5/8"	3/8" NPT	1/2"-20 Male	4.2 (1.9)	13-7/8 (353)	1-7/8 (48)

**Tune-Up Kit:** .7 hp Models – No. 96260; 1 hp Models – No. 96532 (page 267) • Additional Specifications: Hose I.D. Size 3/8" (10 mm) • Air Pressure 90 PSIG (6.2 Bar)



# Dynastraight®

## Air-Powered Abrasive Finishing Tool



**PNEUMATIC WHEELS**  
PAGE 244

**ARBORS**  
PAGE 248

**ACCESSORIES**  
PAGE 222

*For Graining, Cleaning and Polishing on Stainless Steel, Aluminum, Carbon Steel, Composites*

**FOR ABRASIVE BELTS, CONDITIONING DISCS, FLAP WHEELS**  
Up to 8" (203 mm) diameter  
SEE PAGE 269

### Model 13505 3,400 RPM, 1 hp

- 13015 Threaded Arbor (5/8" -11) ideal for use with optional 94472 Dynacushion® pneumatic wheel (shown).

### Model 13506 3,400 RPM, 1 hp

- 13071 Combo Arbor for up to 3" wide wheels with 5/8" or 1" diameter center hole. Any Dynacushion® pneumatic wheel with 5/8" dia. bore (such as 92936) may be mounted.




13505 Dynastraight® powers optional 94472 Dynacushion® pneumatic wheel.

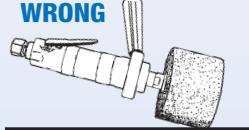


Avoid tipping the pneumatic wheel when operating. Best results will be achieved when keeping the pneumatic wheel as flat on the surface as possible.

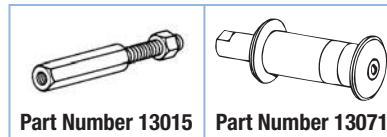
**RIGHT**



**WRONG**



### Arbors



See page 248 for detailed arbor information.

### Model 13512 3,400 RPM, 6" Extension, 1 hp

- 1/2" diameter arbor for up to 2" wide x 1/2" I.D. wheels. Any accessory with 1/2" diameter bore may be mounted.
- Ideal set-up for optional surface conditioning discs (shown).
- Cushioned grip enhances operator comfort.

### Model 13515 3,400 RPM, 6" Extension, 1 hp

- Ideal set-up for optional Dynacushion® wheel.
- Includes threaded arbor for exclusive use with up to 3-1/2" wide pneumatic wheels (wheel not included) with threaded 5/8"-11 center hole (such as 94472).
- Cushioned grip enhances operator comfort.

### Model 13516 3,400 RPM, 6" Extension, 1 hp


- 13071 Combo Arbor, for up to 3" wide wheels with 5/8" or 1" diameter center hole.
- Any Dynacushion® pneumatic wheel with 5/8" dia. bore (such as 92936) may be mounted.
- Cushioned grip enhances operator comfort.



**WATCH 13515 Dynastraight® at Work!**



Disc Sold Separately



13515 Dynastraight® sets grain pattern in stainless steel.

Model Number	Motor hp (W)	Motor RPM	Sound Level	Maximum Air Flow SCFM (L/Min)	Wheel Arbor Diameter	Air Inlet Thread	Tool Thread	Weight Pound (kg)	Length Inch (mm)	Height Inch (mm)
13505	1 (744)	3,400	80 dB(A)	43 (1,218)	5/8"-11 Male	3/8" NPT	1/2"-20 Male	4.2 (1.9)	16-1/8 (409)	1-7/8 (48)
13506	1 (744)	3,400	80 dB(A)	43 (1,218)	5/8" or 1"	3/8" NPT	1/2"-20 Male	4.4 (2.0)	14-1/2 (369)	1-7/8 (48)
13512	1 (744)	3,400	80 dB(A)	43 (1,218)	1/2"	3/8" NPT	—	4.4 (2.0)	18-1/2 (471)	1-7/8 (48)
13515	1 (744)	3,400	80 dB(A)	43 (1,218)	5/8"-11 Male	3/8" NPT	—	4.1 (1.9)	18-5/8 (472)	1-7/8 (48)
13516	1 (744)	3,400	80 dB(A)	43 (1,218)	5/8" or 1"	3/8" NPT	—	4.7 (2.1)	18-3/4 (475)	1-7/8 (48)

**Tune-Up Kit: No. 96532** (page 267) • Additional Specifications: Hose I.D. Size 3/8" (10 mm) • Air Pressure 90 PSIG (6.2 Bar)

# Dynastraight®

## Air-Powered Abrasive Finishing Tool



**PNEUMATIC WHEELS**  
PAGE 244

**ARBORS**  
PAGE 248

**ACCESSORIES**  
PAGE 222

*For Material Removal on Stainless Steel, Aluminum, Carbon Steel, Composites*

**FOR ABRASIVE BELTS, CONDITIONING DISCS, FLAP WHEELS**  
Up to 8" (203 mm) diameter  
SEE PAGE 269

### Model 13206 4,500 RPM, .7 hp

- 13016 Arbor for up to 2" wide x 1/2" I.D. wheels.
- Accessories with 1/2" dia. bore (maximum speed of 4,500 RPM) may be mounted.

### Model 13207 4,500 RPM, .7 hp

- 13071 Combo Arbor, for up to 3" wide wheels with 5/8" or 1" dia. center hole.
- Accessories with 5/8" dia. bore (maximum speed of 4,500 RPM) may be mounted.

### Model 13214 4,500 RPM, .7 hp

- 13072 Threaded Arbor (5/8"-11), ideal for use with optional 92921 DynaWheel (5" dia. x 1" wide). See page 245.



**WATCH 13206**  
**Dynastraight®**  
**at Work!**



Model 13207

Wheel Sold Separately



**Left:**  
Optional 92867 DynaWheel on 13523 Dynastraight®, for concentrated grinding and fast material removal.

### Model 13507 4,500 RPM, 1 hp

- 13016 Arbor for up to 2" wide x 1/2" I.D. wheels.

### Model 13508 4,500 RPM, 1 hp

- 13071 Combo Arbor for up to 3" wide wheels with 5/8" or 1" dia. center hole.



**WATCH 13520**  
**Dynastraight®**  
**at Work!**

### Model 13523 4,500 RPM, 1 hp

- 13072 Threaded Arbor (5/8"-11) for exclusive use with optional 92867 or 92868 DynaWheel (5" dia. x 1-1/2" wide). See page 245.

### Model 13517 4,500 RPM, 6" Extension, 1 hp

- 1/2" diameter arbor for up to 2" wide x 1/2" I.D. wheels.

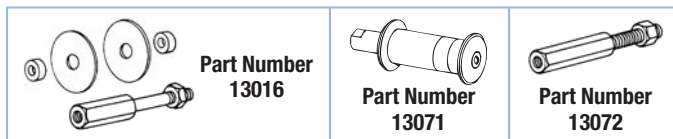
### Model 13518 4,500 RPM, 6" Extension, 1 hp

- 13071 Combo Arbor, for up to 3" wide wheels with 5/8" or 1" dia. center hole.

### Model 13520 4,500 RPM, 6" Extension, 1 hp

- Threaded arbor for use with up to 3-1/4" dia. pneumatic wheels with threaded 5/8"-11 center hole.
- Cushioned grip enhances comfort (all extension models).

#### Arbors



See page 248 for detailed arbor information.



**Models 13517, 13518 and 13520 are ideal for use with optional coated abrasive flap wheels (shown) and non-woven nylon wheels.**

Model Number	Motor hp (W)	Motor RPM	Sound Level	Maximum Air Flow SCFM (L/Min)	Wheel Arbor Diameter	Air Inlet Thread	Tool Thread	Weight Pound (kg)	Length Inch (mm)	Height Inch (mm)
13206	.7 (522)	4,500	82 dB(A)	40 (1,133)	1/2"	1/4" NPT	1/2"-20 Male	3.9 (1.8)	13-5/8 (346)	1-3/4 (44)
13207	.7 (522)	4,500	82 dB(A)	40 (1,133)	5/8" or 1"	1/4" NPT	1/2"-20 Male	4.0 (1.8)	13-5/8 (346)	1-3/4 (44)
13214	.7 (522)	4,500	82 dB(A)	40 (1,133)	5/8"-11 Male	1/4" NPT	1/2"-20 Male	4.0 (1.8)	13-5/8 (346)	1-3/4 (44)
13507	1 (744)	4,500	80 dB(A)	41 (1,161)	1/2"	3/8" NPT	1/2"-20 Male	4.3 (2.0)	15-1/8 (384)	1-7/8 (48)
13508	1 (744)	4,500	80 dB(A)	41 (1,161)	5/8" or 1"	3/8" NPT	1/2"-20 Male	4.4 (2.0)	15-1/2 (370)	1-7/8 (48)
13517	1 (744)	4,500	80 dB(A)	41 (1,161)	1/2"	3/8" NPT	—	4.4 (2.0)	18-1/2 (471)	1-7/8 (48)
13518	1 (744)	4,500	80 dB(A)	41 (1,161)	5/8" or 1"	3/8" NPT	—	4.7 (2.1)	18-3/4 (475)	1-7/8 (48)
13520	1 (744)	4,500	80 dB(A)	41 (1,161)	5/8"-11 Male	3/8" NPT	—	4.4 (2.0)	18-5/8 (472)	1-7/8 (48)
13523	1 (744)	4,500	80 dB(A)	41 (1,161)	5/8"-11 Male	3/8" NPT	1/2"-20 Male	4.3 (2.0)	14-1/2 (366)	1-7/8 (48)

**Tune-Up Kit:** .7 hp Models – No. 96260; 1 hp Models – No. 96532 (page 267) • Additional Specifications: Hose I.D. Size 3/8" (10 mm) • Air Pressure 90 PSIG (6.2 Bar)

# Dynastraight® Kits

## Versatility Kits with Finishing Tool and DynaWheel

*For Material Removal on Stainless Steel, Aluminum, Carbon Steel, Composites*

### 13215 Versatility Kit

- 13214 Dynastraight® (4,500 RPM), with 13072 Threaded Arbor (5/8"-11).
- 92921 DynaWheel (5" dia. x 1" wide), ideal for heavy-duty applications.
- 89186 Coated Abrasive Belt (60 grit), 1" wide x 15-1/2" long.
- Also includes 98130 Air Chuck, for controlled inflation of hard-to-reach valve assemblies. 1/4" female NPT. (See page 244.)



### 13535 Versatility Kit

- 13523 Dynastraight® (4,500 RPM), with 13070 Threaded Arbor (5/8"-11).
- 92867 DynaWheel (5" dia. x 1-1/2" wide), ideal for heavy-duty applications.
- Three 89182 Coated Abrasive Belts (60 grit), 1-1/2" wide x 15-1/2" long.
- Also includes 98130 Air Chuck, for controlled inflation of hard-to-reach valve assemblies. 1/4" female NPT. (See page 244.)



Dynaswivel® air line connector is ideal for use with most air tools. It improves tool maneuverability, minimizes operator fatigue and extends hose life. (See page 223.)



*All Kits on page also include 98130 Air Chuck! (see page 244)*



# Dynastraight® Kit

## Versatility Kits with Finishing Tool and Dynacushion® Wheel

*For Material Removal on Stainless Steel, Aluminum, Carbon Steel, Composites*

### 13525 Versatility Kit

- 13505 Dynastraight® (3,400 RPM), with 13015 Threaded Arbor (5/8"-11).
- 94472 Dynacushion® (5" dia. x 3-1/2" wide), ideal for a variety of applications.
- 89173 Coated Abrasive Belt (120 grit), 3-1/2" wide x 15-1/2" long.
- NEW 89174 Coated Abrasive Belt (180 grit), 3-1/2" wide x 15-1/2" long.
- 89242 Non-Woven Nylon Belt (medium), 3-1/2" wide x 15-1/2" long.
- Also includes 98130 Air Chuck, for controlled inflation of hard-to-reach valve assemblies. 1/4" female NPT. (See page 244.)





# Dynastraight®

## Air-Powered Abrasive Finishing Tool

**PNEUMATIC WHEELS**  
PAGE 244**ARBORS**  
PAGE 248**ACCESSORIES**  
PAGE 222

*For Material Removal on Stainless Steel, Aluminum, Carbon Steel, Composites*

**FOR ABRASIVE BELTS, CONDITIONING DISCS, FLAP WHEELS**  
Up to 8" (203 mm) diameter  
SEE PAGE 269

### Model 13509 6,000 RPM, 1 hp

- 13071 Combo Arbor, for up to 3" wide wheels with 5/8" or 1" diameter center hole.
- Ideal for use with optional 94507 Dynacushion® Pneumatic Wheel (3-1/4" dia. x 3" wide x 5/8" bore).

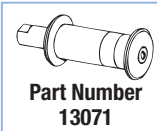


Model 13509



**WATCH 13509 Dynastraight® at Work!**

#### Arbor



Part Number 13071

### Model 13519 6,000 RPM, 6" Extension, 1 hp

- Threaded arbor for use with up to 3-1/4" diameter pneumatic wheels with threaded 5/8"-11 center hole (such as 94508 Dynacushion®).
- Cushioned grip enhances operator comfort.



Model 13519

Model Number	Motor hp (W)	Motor RPM	Sound Level	Maximum Air Flow SCFM (L/Min)	Wheel Arbor Diameter	Air Inlet Thread	Tool Thread	Weight Pound (kg)	Length Inch (mm)	Height Inch (mm)
13509	1 (744)	6,000	82 dB(A)	44 (1,256)	5/8" or 1"	3/8" NPT	1/2"-20 Male	4.3 (2.0)	14-1/2 (369)	1-7/8 (48)
13519	1 (744)	6,000	83 dB(A)	44 (1,256)	5/8"-11 Male	3/8" NPT	N/A	4.4 (2.0)	18-5/8 (472)	1-7/8 (48)

**Tune-Up Kit: No. 96532** (page 267) • Additional Specifications: Hose I.D. Size 3/8" (10 mm) • Air Pressure 90 PSIG (6.2 Bar)

# Lightweight Dynastraight®

## Air-Powered Abrasive Finishing Tool

*Tough, Lightweight Tool for Consistent Finishes*

**FOR ABRASIVE BELTS, CONDITIONING DISCS, FLAP WHEELS**  
Up to 8" (203 mm) diameter  
SEE PAGE 269

- All models include 13061 Multi-Purpose Arbor for mounting optional abrasive wheels 1/2" to 3" wide (1/2" increments) with 5/8" or 1" center hole.

### Model 13100 950 RPM, .4 hp

- Accepts optional accessories with 5/8" bore.
- Also speed-mated for 8" dia. sanding stars. An ideal way to whitewood sand, sealer sand and defuzz.

### Model 13101 3,200 RPM, .4 hp

### Model 13102 5,000 RPM, .4 hp

- Ideal for 1/2" to 3" wide abrasive impregnated non-woven nylon wheels.
- Achieves smooth finishes on stainless steel and composites used in kitchen and bath industries.
- Mount Abrasive Belts with optional 94507 Dynacushion® Pneumatic Wheel (3-1/4" dia. x 3" wide x 5/8" bore). Models 13101 and 13102 only.

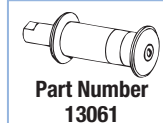


Many Dynastraight® operators find that it is easier to achieve a straight-line pattern by moving the tool in a faster back-and-forth stroke.



**WATCH 13102 Dynastraight® at Work!**

#### Arbor



Part Number 13061



**13101 Dynastraight® shown with optional 94507 Dynacushion® pneumatic wheel.**

Model Number	Motor hp (W)	Motor RPM	Sound Level	Maximum Air Flow SCFM (L/Min)	Wheel Arbor Diameter	Air Inlet Thread	Tool Thread	Weight Pound (kg)	Length Inch (mm)	Height Inch (mm)
13100	.4 (298)	950	82 dB(A)	22 (623)	5/8" or 1"	1/4" NPT	3/8"-24 Male	2.2 (1.0)	13-1/4 (337)	1-5/8 (40)
13101	.4 (298)	3,200	81 dB(A)	22 (623)	5/8" or 1"	1/4" NPT	3/8"-24 Male	2.2 (1.0)	11-1/2 (292)	1-5/8 (40)
13102	.4 (298)	5,000	84 dB(A)	22 (623)	5/8" or 1"	1/4" NPT	3/8"-24 Male	2.2 (1.0)	11-1/2 (292)	1-5/8 (40)

**Tune-Up Kit: No. 96173** (page 267) • Additional Specifications: Hose I.D. Size 1/4" (6 mm) • Air Pressure 90 PSIG (6.2 Bar)

# Dynastraight® Flapper

## Air-Powered Abrasive Finishing Tool



COUPLER/PLUG  
PAGE 228


ACCESSORIES  
PAGE 222

*For Polishing Insides of Pipe and Tubing;  
Excellent for Light Deburring*

- Remove rust, oxide and scale; clean welds, remove paint and surface condition using abrasive flap wheels.
- Adjustable speed, lever throttle, front exhaust.

### Model 51130 18,000 RPM, .5 hp

- Includes 51029 Flap Wheel Adapter.
- Shown with optional Abrasive Flap Wheel, 2-1/2" dia. x 1" wide.



Dynaswivel® air line connector is ideal for use with most air tools. It improves tool maneuverability, minimizes operator fatigue and extends hose life. (See page 223.)



### Model 51134 18,000 RPM, 8" Extension, .5 hp

- Includes 51116 Flap Wheel Adapter.
- Shown with optional Abrasive Flap Wheel, 2-1/2" dia. x 1" wide.



**IMPORTANT:** Speed of tool must not exceed maximum operating speed of accessory. Always wear eye, face and body protection.

Model Number	Motor hp (W)	Motor RPM	Sound Level	Maximum Air Flow SCFM (L/Min)	Hose I.D. Size Inch (mm)	Air Inlet Thread	Adapter Thread	Weight Pound (kg)	Length Inch (mm)	Height Inch (mm)
51130	.5 (373)	18,000	81 dB(A)	30 (850)	3/8 (10)	1/4" NPT	1/4"-20 Female	1.8 (0.8)	7 (178)	1-3/4 (44)
51134	.5 (373)	18,000	75 dB(A)	30 (850)	3/8 (10)	1/4" NPT	1/4"-20 Female	3.4 (1.5)	17-1/8 (435)	1-7/8 (48)

**Tune-Up Kit:** 51130 – No. 95600, 51134 – No. 96007 (page 267) • Additional Specifications: Air Pressure 90 PSIG (6.2 Bar)

**HIGHEST  
QUALITY!**

**FASTEST  
SHIPPING!**



**FREE ON-SITE  
DEMOS!**

**BEST  
SERVICE!**

## Discover The Dynabrade Difference!

**[Dynabrade.com](http://Dynabrade.com)**

# Rolling Pin Sander

## Air-Powered Abrasive Finishing Tool



**PNEUMATIC WHEELS**  
PAGE 244

**COUPLER/PLUG**  
PAGE 228


**ACCESSORIES**  
PAGE 222

*For Sanding and Finishing on Contoured Shapes*

**FOR ABRASIVE BELTS**  
7" wide x 10-11/16" long  
(178 mm x 271 mm)  
SEE PAGE 273

### Model 58050 3,200 RPM, .4 hp

- Unique offset handle to control torque.
- Includes 94434 Pneumatic Wheel, 3-1/4" dia. x 7" long. Wheel inflates to 20 PSI max.
- Designed for use with coated abrasive and non-woven nylon belts.



Wheel conforms to wood and metal, and easily inflates/deflates for quick abrasive belt change. Use only 94465 Inflation Tool (see page 243).



Model Number	Motor hp (W)	Motor RPM	Sound Level	Maximum Air Flow SCFM (L/Min)	Hose I.D. Size Inch (mm)	Air Inlet Thread	Tool Thread	Weight Pound (kg)	Length Inch (mm)	Height Inch (mm)
58050	.4 (298)	3,200	82 dB(A)	24 (668)	3/8 (10)	1/4" NPT	5/8"-11 Male	5 (2.3)	17-3/4 (452)	3-1/4 (83)

**Tune-Up Kit: No. 96174** (page 267) • Additional Specifications: Air Pressure 90 PSIG (6.2 Bar)

# Mini-Dynisher

## Air-Powered Abrasive Finishing Tool



**PNEUMATIC WHEELS**  
PAGE 244

**DYNASWIVEL®**  
PAGE 223

**ACCESSORIES**  
PAGE 222

*Achieves Superior In-Line Finishes on Metal*

**FOR ABRASIVE BELTS**  
3" wide x 10-11/16" long  
(76 mm x 271 mm)  
SEE PAGE 273

- Powers optional Dynacushion® pneumatic wheel. Finish virtually any shape, contour or material, including stainless steel, aluminum, carbon steel, copper, brass, plastic, fiberglass, composites, wood, etc.

### Model 13301 950 RPM, .4 hp

- Ideal for use with optional 94507 Dynacushion® pneumatic wheel (3-1/4" dia. x 3" wide).
- Accepts abrasive belts 3" wide x 10-11/16" long.

### Model 13300 3,200 RPM, .4 hp

- Ideal for use with optional 94507 Dynacushion® pneumatic wheel (3-1/4" dia. x 3" wide).
- Accepts abrasive belts 3" wide x 10-11/16" long.
- Shroud allows for up to 4-1/2" diameter accessories.



**Order 55064 Adapter to run optional Abrasive Flap Wheels and Interleaf Wheels!**



**13300 Mini-Dynisher powers optional 94507 Dynacushion® pneumatic wheel on stainless steel.**



### 13310 Versatility Kit

- 13300 Mini-Dynisher®; 94507 Dynacushion® pneumatic wheel (3-1/4" dia. x 3" wide); 94465 Wheel Inflation Tool; ceramic coated aluminum oxide belt and medium grade non-woven nylon belt.

Model Number	Motor hp (W)	Motor RPM	Sound Level	Maximum Air Flow SCFM (L/Min)	Wheel Arbor Diameter	Hose I.D. Size Inch (mm)	Air Inlet Thread	Weight Pound (kg)	Length Inch (mm)	Height Inch (mm)
13300	.4 (298)	3,200	80 dB(A)	21 (595)	5/8"	1/4 (6)	1/4" NPT	2.8 (1.3)	10 (254)	7 (178)
13301	.4 (298)	950	81 dB(A)	21 (595)	5/8"	1/4 (6)	1/4" NPT	3.4 (1.5)	10 (254)	7 (178)

**Tune-Up Kit: No. 96174** (page 267) • Additional Specifications: Air Pressure 90 PSIG (6.2 Bar)



# Dynisher

## Air-Powered Abrasive Finishing Tool



**PNEUMATIC WHEELS**  
PAGE 244

**COUPLER/PLUG**  
PAGE 228

**ACCESSORIES**  
PAGE 222

*Achieves Superior In-Line Finishes on Metal*

**FOR ABRASIVE BELTS,  
CONDITIONING DISCS, FLAP WHEELS**  
Up to 5" (127 mm) diameter  
SEE PAGE 269

### Model 13400 3,400 RPM, .7 hp

- Excellent for blending and finishing stainless steel and other metals, leaving an in-line scratch pattern.
- Operator uses back-and-forth motion; guard can be adjusted for work right up to side walls.
- Arbor (3/4" dia.) included for mounting a variety of abrasives and accessories.
- Variable speed control and safety-lock lever throttle.
- Ideal for use with optional 92938 Dynacushion® pneumatic wheel (5" dia. x 3-1/2" wide).



Model 13400

Wheel Sold Separately

### 13410 Versatility Kit

- Includes 13400 Dynisher with 92938 Dynacushion® pneumatic wheel (5" dia. x 3-1/2" wide), two abrasive belts and 98130 Air Chuck.

### Model 13401 3,400 RPM, .7 hp, Metric

- For use with optional 92863 Dynacushion® pneumatic wheel (90 mm x 100 mm wide).

### 13411 Versatility Kit Metric

- Includes 13401 Dynisher with 92863 Dynacushion® pneumatic wheel (90 mm x 100 mm wide), two abrasive belts and 98130 Air Chuck.



Model 13410

### Model 13450 2,800 RPM, 1 hp

- Ideal set-up for optional 92938 Dynacushion® pneumatic wheel (5" dia. x 3-1/2" wide).
- Great for refinishing stainless steel sinks, stainless steel kitchen countertops, etc.
- Slower speed achieves deeper and longer grain pattern in work surface.



**WATCH 13450**  
*Dynisher at Work!*


### 13460 Versatility Kit

- Includes Model 13450 Dynisher; 92938 Dynacushion® pneumatic wheel; 98130 Air Chuck; 80-grit belt; medium-grade belt; 95541 Grease Gun; 95542 Grease and 95848 Gear Oil.



Model 13450

**13450 Dynisher powers optional 92938 Dynacushion® pneumatic wheel.**



When using pneumatic wheels, inflate wheel only enough to hold the abrasive belt without slippage. Over-inflating the wheel can lead to "chatter marks" on the surface.

Model Number	Motor hp (W)	Motor RPM	Sound Level	Maximum Air Flow SCFM (L/Min)	Wheel Arbor Diameter	Hose I.D. Size Inch (mm)	Air Inlet Thread	Weight Pound (kg)	Length Inch (mm)	Height Inch (mm)
13400	.7 (522)	3,400	84 dB(A)	41 (1,161)	3/4" (19 mm)	3/8 (10)	1/4" NPT	4.5 (2.0)	13-1/2 (343)	9 (229)
13401	.7 (522)	3,400	84 dB(A)	41 (1,161)	3/4" (19 mm)	3/8 (10)	1/4" NPT	4.5 (2.0)	13-1/2 (343)	9 (229)
13450	1 (744)	2,800	80 dB(A)	41 (1,161)	3/4" (19 mm)	3/8 (10)	3/8" NPT	5.7 (2.6)	15 (381)	7 (180)

**Tune-Up Kit:** .7 hp Models – No. 96234; 1 hp Model – No. 96532 (page 267) • Additional Specifications: Air Pressure 90 PSIG (6.2 Bar)

# Electric Dynisher

## Electric-Powered Abrasive Finishing Tool



**PNEUMATIC WHEELS**  
PAGE 244

**ARBORS**  
PAGE 248

**ACCESSORIES**  
PAGE 222

*Achieves Superior In-Line Finishes on Metal*

FOR ABRASIVE BELTS,  
CONDITIONING DISCS, FLAP WHEELS  
Up to 5" (127 mm) diameter  
SEE PAGE 269

### Model 51585 120 V (AC), 3,000 RPM


- Ideal for graining, blending, brushing and polishing. Utilized in a variety of industries, on stainless steel and other metals, as well as plastic, composites and more.
- Variable tool speed of 0-3,000 RPM. Operator can pre-select speed to suit each application.
- Electronic module maintains specified tool speed under load.
- Variable speed trigger allows operator to control speed from 0 to selected setting.
- Operator moves tool in easy front-to-back motion, for achieving in-line scratch pattern. Tool guard is adjustable for most efficient use.
- 5/8"-11 spindle and 3/4" arbor allow mounting of a variety of accessories and abrasives.
- Tool accepts optional Dynacushion® Pneumatic Wheel (5" dia. x 3-1/2" wide) and Non-Woven Nylon Wheels. Great versatility!
- Strong 835-watt power output gets the job done fast!



Wheel Sold Separately




*51585 Electric Dynisher fitted with optional 92937 Dynacushion® Pneumatic Wheel and coated abrasive belt. An ideal setup for achieving in-line scratch pattern on stainless steel.*


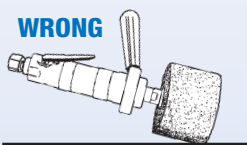


Avoid tipping the pneumatic wheel when operating. Best results will be achieved when keeping the pneumatic wheel as flat on the surface as possible.

**RIGHT**



**WRONG**



When using pneumatic wheels, inflate wheel only enough to hold the abrasive belt without slippage. Over-inflating the wheel can lead to "chatter marks" on the surface.

Model Number	Motor RPM	Motor hp (W)	Voltage	Current Amps	Phase	Frequency	Weight Pound (kg)	Length Inch (mm)	Height Inch (mm)
51585	0-3,000	1.8 (1,342)	120 V (AC)	11	1	60 Hz	9.5 (4.31)	17 (432)	8 (203)

# Dyninger

## Air-Powered Abrasive Finishing Tool



**DYNASWIVEL®**  
PAGE 223


**ACCESSORIES**  
PAGE 222

*Sand, Defuzz, Blend, Scuff, Denib*

**FOR ABRASIVE STARS**  
8" (203 mm) diameter  
SEE PAGE 284

### Model 52060 950 RPM, .4 hp

- High torque air motor includes arbor (1" dia.) for mounting up to six coated abrasive stars, 8" diameter with 1" center hole (sold separately).
- Excellent for blending and scuffing sealer coatings on contours and flat surfaces. Whitewood sand raised panels, turnings, moldings and hard-to-reach areas.
- Defuzz wooden grid pattern panels and denibbing raised grain.
- Great for light deburring of metal.
- Extended rear exhaust muffler design.



Model 52060

*Stars Sold Separately*

### 52061 Basic Versatility Kit

- 52060 Dyninger with 1" dia. arbor.
- 93245 Six Coated Abrasive Stars (120 grit).
- 93251 Six Coated Abrasive Stars (320 grit).
- 52031 Abrasive Dressing Plate.

### 52062 Deluxe Versatility Kit

- 52060 Dyninger with 1" dia. arbor.
- 93245 Six Coated Abrasive Stars (120 grit).
- 93251 Six Coated Abrasive Stars (320 grit).
- 52031 Abrasive Dressing Plate.
- 80020 Dynamount Tool Bench Mount.
- 95745 Speed Control.



Model 52061



Model 52062



For best performance of all sanding stars, prior to application "dress" the abrasive tips against optional 52031 Stainless Steel Abrasive Dressing Plate or equivalent. Also, a piece of hardwood such as oak will do. Dressing will break the stiffness, or flex the abrasives, resulting in a more consistent finish.



*Sanding Stars are ideal for work on intricate profiles.*

Model Number	Motor hp (W)	Motor RPM	Sound Level	Maximum Air Flow SCFM (L/Min)	Wheel Arbor Diameter	Air Inlet Thread	Tool Thread	Weight Pound (kg)	Length Inch (mm)	Height Inch (mm)
52060	.4 (298)	200-950	82 dB(A)	22 (623)	5/8" or 1"	1/4" NPT	3/8"-24 Male	3.7 (1.7)	11-1/8 (283)	2-3/4 (70)

**Tune-Up Kit: No. 96173** (page 267) • Additional Specifications: Hose I.D. Size 1/4" (6 mm) • Air Pressure 90 PSIG (6.2 Bar)



# Lightweight Dyninger

## Air-Powered Abrasive Finishing Tool



**COUPLER/PLUG**  
PAGE 228

**ACCESSORIES**  
PAGE 222

### Use with Spindle-Mount, Arbor-Mount and Eyelet Sanding Stars


**FOR ABRASIVE STARS**  
3/4" to 4" diameter  
(19 mm to 102 mm dia.)  
SEE PAGE 284

- For whitewood/sealer sanding, light deburring of metal, or fabrication and finishing of composite surfaces.
- Excellent for use on wooden parts, moldings, raised panels and intricate profiles. Eliminates raised grain and removes loose fibers when whitewood sanding as well as scuffing sealer coats.
- Tool includes extended rear exhaust muffler and 94407 Air-Flow Control Dynaswivel® fitting for maximum tool maneuverability and control.

**Model 52050** 0-3,200 RPM, .4 hp, 1/4" Collet

**Model 52051** 0-3,200 RPM, .4 hp, 6 mm Collet

- Mount 4" diameter spindle-mount abrasive sanding stars with 1/4" shank, or Eyelet Dy-Cut sanding stars. (Stars sold separately, see page 284.)



The grit and spacing of arbor-mount stars (below) determine sanding aggressiveness. We suggest trying various grit and spacing combinations.

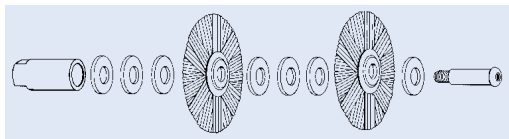


52050 Lightweight Dyninger with optional spindle-mount stars.

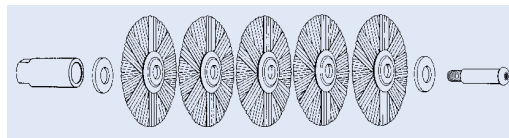
**Model 52052** 0-3,200 RPM, .4 hp, Arbor-Mount

- For running arbor-mount abrasive stars or Dynacushion® wheel.
- Includes 12980 Arbor (1/2" diameter) for mounting up to five 4" diameter arbor-mount sanding stars (1/2" center hole). Arbor includes spacers to be used between the stars for added flexibility. (Stars sold separately, see page 284.)
- Tool includes extended rear exhaust muffler and 94407 Air-Flow Control Dynaswivel® fitting for maximum tool maneuverability and control.

### Least Aggressive/Most Flexible



### Most Aggressive/Less Flexible



52052 Lightweight Dyninger with single arbor-mount star attached.

**NOTE:** The rated RPM of a mounted sanding star is reduced when using flexible shafts. When using the flex shaft for finishing inside diameters, place the eyelet sanding star inside the workpiece, then start the tool.

Model Number	Motor hp (W)	Motor RPM	Sound Level	Maximum Air Flow SCFM (L/Min)	Hose I.D. Size Inch (mm)	Air Inlet Thread	Tool Thread	Weight Pound (kg)	Length Inch (mm)	Height Inch (mm)
52050	.4 (298)	0-3,200	81 dB(A)	22 (623)	1/4 (6)	1/4" NPT	3/8"-24 Male	2.2 (1.0)	9-1/4 (235)	1-5/8 (40)
52051	.4 (298)	0-3,200	81 dB(A)	22 (623)	1/4 (6)	1/4" NPT	3/8"-24 Male	2.2 (1.0)	9-1/4 (235)	1-5/8 (40)
52052	.4 (298)	0-3,200	81 dB(A)	22 (623)	1/4 (6)	1/4" NPT	3/8"-24 Male	2.2 (1.0)	8-3/4 (222)	1-5/8 (40)

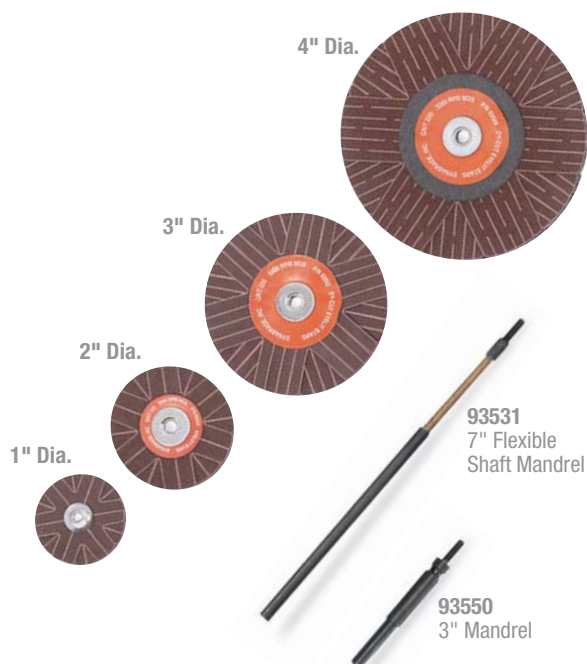
**Tune-Up Kit: No. 96173** (page 267) • Additional Specifications: Air Pressure 90 PSIG (6.2 Bar)

# Eyelet Sanding Stars and Mandrels

## Ideal for Deburring and Polishing Hard-to-Reach Areas

### For Use with Lightweight Dyninger


- Eyelet sanding stars are available in the following diameters: 3/4", 1", 1-1/2", 2", 3" and 4".
- Use with Lightweight Dyninger models 52050 and 52051, and Die Grinder models.
- Excellent for wooden parts, moldings, raised panels and intricate profiles. Eliminates raised grain and removes loose fibers when whitewood sanding as well as scuffing sealer coats.
- Provides uniform, smooth surface for achieving the best top coats.
- Metalworking applications include setting in-line scratch on stainless steel.
- Polish and deburr inside diameters of pipe and tubing.



**3" Eyelet Sanding Star** easily enters pipe elbow using 7" long flexible mandrel.



**Sand and deburr inside small dia. pipe and other hard to reach areas with 3/4" – 1-1/2" stars.**



The grit and spacing of these stars determine sanding aggressiveness. We suggest trying various grit and spacing combinations.

**NOTE:** The rated RPM of a mounted sanding star is reduced when using flexible shafts. When using the flex shaft for finishing inside diameters, place the eyelet sanding star inside the workpiece, then start the tool.

ALUMINUM OXIDE COATED ABRASIVES										STAR MANDREL	
Star Diameter	Female Thread	80 Grit	120 Grit	150 Grit	180 Grit	220 Grit	320 Grit	400 Grit	Package Quantity	3" Length	7" Length
3/4"	3-48	93579	93580	93581	93582	93583	—	—	10	93534	93533
1"	3-48	93586	93587	93588	93589	93590	—	—	10	93534	93533
1-1/2"	8-32	93541	93542	93543	93544	93545	93546	93547	10	93548	93532
2"	1/4"-20	93551	93552	93553	93554	93555	93556	93557	10	93550	93531
3"	1/4"-20	93558	93559	93560	93561	93562	93563	93564	10	93550	93531
4"	1/4"-20	93565	93566	93567	93568	93569	—	—	10	93550	93531

# Dynabrade Systems & Solutions



For Abrasive Finishing Tools – Suggested Tool/Accessory Combinations

ABRASIVE FINISHING TOOLS

TOOL	ABRASIVE	ACCESSORIES		
<b>Dynastraight®</b> Model 13204 3,400 RPM, .7 hp, Page 33 	<b>15-1/2" Long Belts</b> <b>3-1/2" Width</b> Page 273	<b>Arbor</b> 13015 Page 248 	<b>Dynacushion®</b> 94472 Page 244 	<b>Coupler/Plug Assy.</b> 95685 Page 228 
<b>Dynastraight®</b> Model 13502 3,400 RPM, 1 hp, Page 33 	<b>6" Dia. DynaStrip Discs</b> <b>1/2" Center Hole</b> Page 280	<b>Arbor</b> Page 248 13016 	<b>Coupler/Plug Assy.</b> 98267 Page 228 	<b>Dynaswivel®</b> 95461 Page 223 
<b>Extension Dynastraight®</b> Model 13516 3,400 RPM, 1 hp, Page 34 	<b>15-1/2" Long Belts</b> <b>2-3/4" Width</b> Page 273	<b>Arbor</b> 13071 Page 248 	<b>Dynacushion®</b> 92936 Page 244 	<b>Dynaswivel®</b> 95461 Page 223 
<b>Dynastraight®</b> Model 13214 4,500 RPM, .7 hp, Page 35 	<b>15-1/2" Long Belts</b> <b>1-1/2" Width</b> Page 272	<b>Arbor</b> 13072 Page 248 	<b>DynaWheels</b> 92921, 92867 Page 245 	<b>Dynaswivel®</b> 94300 Page 223 
<b>Dynisher</b> Model 13450 2,800 RPM, 1 hp, Page 40 	<b>15-1/2" Long Belts</b> <b>3-1/2" Width</b> Page 273	<b>Gear Oil</b> 95848 Page 254 	<b>Dynacushion®</b> 92938 Page 244 	<b>Dynaswivel®</b> 95461 Page 223 
<b>Electric Dynisher</b> Model 51585 0-3,000 RPM Page 41 	<b>15-1/2" Long Belts</b> <b>3-1/2" Width</b> Page 273	<b>Dynacushion®</b> 92938 Page 244 	<b>Handle Assembly</b> 53163 Page 253 	

## ESSENTIAL ACCESSORIES

### Grease

95542  
Page 254



### Grease Gun

95541  
Page 254



### CLEO® Belts

91498, 91499, 91500  
Page 288



### CLEO® Polishing Compounds

Page 288



### Multi-Purpose Arbor

13071  
Page 248



### Low Flow Air Chuck

98130  
Page 244







# **DYNABRADE**

# ***DIE GRINDERS***

## **Non-Vacuum Models**

Pencil Grinders .....	47
Quick-Change Pencil Grinder .....	49
.4 hp Die Grinders .....	52
.5 hp Die Grinders .....	59
.55 hp Die Grinder .....	62
.7 hp Die Grinders .....	63
1 hp Die Grinders.....	67

## **Vacuum Models**

Central Vacuum Pencil Grinder .....	50
.4 hp Vacuum Die Grinders .....	69
.7 hp Vacuum Die Grinders .....	70
1 hp Vacuum Die Grinders .....	70



# Pencil Grinders

## Rotary Vane Air Motor Models



**COLLET INSERTS**  
PAGE 51

**COUPLER/PLUG**  
PAGE 228

**DYNAJET**  
PAGE 224

**ACCESSORIES**  
PAGE 222

### Precision Deburring and Finishing with Adjustable Speed

**FOR USE WITH**  
Carbide Burrs, Rotary Files,  
Mounted Points and Discs  
*SEE PAGE 251*

- An ideal tool for use in casting houses, effective on cast parts of aluminum, bronze and brass. Quickly and efficiently removes gates and parting lines in cast parts.
- High-efficiency rotary vane air motor.
- Adjustable tool speed from 5,000 RPM to 25,000 RPM.
- Operate tool and adjust speed by simply rotating rear roll valve.
- Collet cap has tactile grip to protect operator from rotating collet, and allow fingertip control.
- Changing of attachment is achieved with easy, two-wrench maneuver.
- Unique housing shape allows tool to be held as a traditional Die Grinder.

**Model 52861**  
*1/8" Collet*

**Model 52862**  
*3 mm Collet*

**Model 52863**  
*1/4" Collet*

**Model 52864**  
*6 mm Collet*



**52898 Thread Guard**

**Optional Thread Guard** allows easy access to collet cap. With Thread Guard in place, larger diameter accessories may be run by tool. (All accessories must have maximum operating speed of 25,000 RPM).



*Rotary Vane Pencil Grinder is ideal for precision deburring.*

Model Number	Motor hp (W)	Collet Size	Motor RPM	Sound Level	Exhaust	Maximum Air Flow SCFM (L/Min)	Hose I.D. Size Inch (mm)	Air Inlet Thread	Weight Pound (kg)	Length Inch (mm)	Diameter Inch (mm)
52861	0.4 (298)	1/8"	25,000	76 dB(A)	Rear	20 (566)	1/4 (6)	1/4" NPT	1.1 (.48)	5.66 (144)	1-1/2 (39)
52862	0.4 (298)	3 mm	25,000	76 dB(A)	Rear	20 (566)	1/4 (6)	1/4" NPT	1.1 (.48)	5.66 (144)	1-1/2 (39)
52863	0.4 (298)	1/4"	25,000	76 dB(A)	Rear	20 (566)	1/4 (6)	1/4" NPT	1.1 (.48)	5.66 (144)	1-1/2 (39)
52864	0.4 (298)	6 mm	25,000	76 dB(A)	Rear	20 (566)	1/4 (6)	1/4" NPT	1.1 (.48)	5.66 (144)	1-1/2 (39)

**Tune-Up Kit: No. 96174** (page 267) • Additional Specifications: Air Pressure 90 PSIG (6.2 Bar)

# Pencil Grinders

## Turbine-Driven Air Motor Models



**COLLET INSERTS**  
PAGE 51

**COUPLER/PLUG**  
PAGE 228

**DYNAJET**  
PAGE 224

**ACCESSORIES**  
PAGE 222

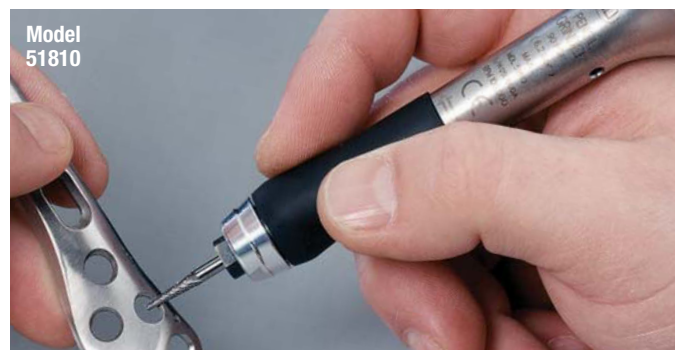
### Precision Deburring and Finishing on a Variety of Surfaces

**FOR USE WITH**  
Carbide Burrs, Rotary Files,  
Mounted Points and Discs  
*SEE PAGE 251*

- High-efficiency air motor has no wearable gears, vanes or blades.
- **No lubrication required!** Oil-free operation minimizes maintenance time and repair costs.
- Air motor is controlled with patented governor, providing constant tool speed under load.
- Quality high-speed bearings are included.
- Housing has "non slip" rubber grip.
- Tactile safety features on shaft end alert operator to rotating collet area.
- Includes high-quality flexible air hose.



*See page 48  
for all models!*



*100,000 RPM Pencil Grinder offers enhanced cut rate.*



# Pencil Grinders

## Turbine-Driven Air Motor Models



**COLLET INSERTS**  
PAGE 51

**COUPLER/PLUG**  
PAGE 228

**DYNAJET**  
PAGE 224

**ACCESSORIES**  
PAGE 222

### Precision Deburring and Finishing on a Variety of Surfaces

**35,000 RPM** with **RED** Tool Cap

**Model 51706**

**1/8" Collet**

**Model 51707**

**3 mm Collet**

**Model 51756**

**1/8" Collet,  
Extension Model**

**Model 51708**

**3/32" Collet**

**Model 51756**

**Extension Model** provides additional reach.



**FOR USE WITH**  
Carbide Burrs, Rotary Files,  
Mounted Points and Discs  
**SEE PAGE 251**

**50,000 RPM** with **GOLD** Tool Cap

**Model 51703**

**1/8" Collet**

**Model 51704**

**3 mm Collet**

**Model 51730**

**1/8" Collet, Ceramic Bearings**

**Model 51732**

**3 mm Collet, Ceramic Bearings**

**Model 51753**

**1/8" Collet, Extension Model**

**Model 51705**

**3/32" Collet**

**Model 51730**

**Ceramic Bearings** provide better performance and durability with regard to high shaft speeds, dirt, extreme temperature and corrosion.



**60,000 RPM** with **TEAL** Tool Cap

**Model 51700**

**1/8" Collet**

**Model 51701**

**3 mm Collet**

**Model 51731**

**1/8" Collet, Ceramic Bearings**

**Model 51733**

**3 mm Collet, Ceramic Bearings**

**Model 51740**

**1/8" Collet, Mount Stem**

**Model 51742**

**3 mm Collet, Mount Stem**

**Model 51750**

**1/8" Collet, Extension Model**

**Model 51702**

**3/32" Collet**

**Model 51740**

**Mount Stem** for use only on robotic arms and other fixed mount applications.



**WATCH Tool at Work!**

**100,000 RPM** with **SILVER** Tool Cap • **Ceramic Bearings**

- Speed of 100,000 RPM offers enhanced cut rate. Ideal for use on metals, alloys, graphite, wood, glass and resin with high glass content.

**Model 51810 1/8" Collet**

**Model 51811 1/16" Collet**

**Model 51812 3/32" Collet**

**Model 51813 3 mm Collet**

**Model 51810**

**Ceramic Bearings** included in ALL 100,000 RPM models!



Model Number	Motor RPM	Sound Level	Exhaust	Maximum Air Flow SCFM (L/Min)	Air Pressure PSIG (Bar)	Hose I.D. Size Inch (mm)	Air Inlet Thread	Weight Pound (kg)	Length Inch (mm)	Diameter Inch (mm)
51706-51708	35,000	62 dB(A)	Rear	8 (227)	90 (6.2)	1/4 (6)	1/4" NPT	0.8 (0.4)	5-1/4 (132)	1-1/2 (39)
51756	35,000	62 dB(A)	Rear	8 (227)	90 (6.2)	1/4 (6)	1/4" NPT	0.8 (0.4)	6 (152)	1-1/2 (39)
51703-51705	50,000	61 dB(A)	Rear	8 (227)	90 (6.2)	1/4 (6)	1/4" NPT	0.8 (0.4)	5-1/4 (132)	1-1/2 (39)
51730-51732	50,000	66 dB(A)	Rear	8 (227)	90 (6.2)	1/4 (6)	1/4" NPT	0.8 (0.4)	5-1/4 (132)	1-1/2 (39)
51753	50,000	61 dB(A)	Rear	8 (227)	90 (6.2)	1/4 (6)	1/4" NPT	0.8 (0.4)	6 (152)	1-1/2 (39)
51700-51702	60,000	66 dB(A)	Rear	8 (227)	90 (6.2)	1/4 (6)	1/4" NPT	0.8 (0.4)	5-1/4 (132)	1-1/2 (39)
51731-51733	60,000	66 dB(A)	Rear	8 (227)	90 (6.2)	1/4 (6)	1/4" NPT	0.8 (0.4)	5-1/4 (132)	1-1/2 (39)
51740-51742	60,000	66 dB(A)	Rear	8 (227)	90 (6.2)	1/4 (6)	1/4" NPT	0.5 (0.2)	7-3/16 (182)	1-1/2 (39)
51750	60,000	66 dB(A)	Rear	8 (227)	90 (6.2)	1/4 (6)	1/4" NPT	0.8 (0.4)	6 (152)	1-1/2 (39)
51810-51813	100,000	75 dB(A)	Rear	6 (170)	90 (6.2)	1/4 (6)	1/4" NPT	0.84 (0.38)	5-5/16 (135)	1-1/2 (39)



# Quick-Change Pencil Grinder

## Turbine-Driven Air Motor Models



COLLET INSERTS  
PAGE 51

DYNAJET  
PAGE 224

*Precision Deburring in Time-Saving Design!*

FOR USE WITH  
Carbide Burrs, Rotary Files,  
Mounted Points and Discs  
SEE PAGE 251

### NEW Quick-Change Lever

Turn lever outward 90° to open collet insert and easily replace accessory.

### NEW Rapid-Stop Brake

Built-in brake stops tool motor within ONE SECOND!

### Built-In Swivel

Provides 360° maneuverability of air line!

### Accepts Variety of Accessories

Powers Carbide Burrs and Mounted Points, sold separately.

### High-Quality Air Line

1/4" (6 mm) in diameter and 6 feet (1.82 m) in length.



93351 Carbide Burr Kit includes 12 Burrs (1/8"). See page 251.

**Model 60051** with **TEAL** Tool Cap  
**60,000 RPM, 1/8" Collet**

**Model 60052** with **RED** Tool Cap  
**35,000 RPM, 3/32" Collet**

- High-efficiency turbine-driven air motor has no wearable gears, vanes or blades.
- Oil-free operation minimizes maintenance time and repair costs.
- Air motor controlled by patented governor, providing constant tool speed under load.
- Tool housing has non-slip rubber grip for additional control.
- Tactile cues on shaft end alert operator to rotating collet area.
- Quality high-speed bearings ensure consistent, reliable operation.
- 1/8" and 3/32" Collets are interchangeable within each model.
- 3 mm Collet (60120) is also available.

### One-Touch Operation

Handy switch allows simple on/off operation.

Model 60051



*Quick-Change Pencil Grinder is ideal for use on tooling, dies, jewelry, molds and intricate parts.*

Model Number	Motor RPM	Sound Level	Maximum Air Flow SCFM (L/Min)	Air Pressure PSIG (Bar)	Collet Size (Part No.)	Weight Pound (kg)	Length Inch (mm)	Height Inch (mm)
60051	60,000	78 dB(A)	8 (227)	90 (6.2)	1/8" (60118)	1.0 (0.45)	5-5/16 (135)	1-1/2 (38)
60052	35,000	65 dB(A)	8 (227)	90 (6.2)	3/32" (60119)	1.0 (0.45)	5-5/16 (135)	1-1/2 (38)

DIE GRINDERS

# Central Vacuum Pencil Grinder

## Turbine-Driven Air Motor Models



**COLLET INSERTS**  
PAGE 51

**VACUUM SHROUDS**  
PAGE 221

### Precision Deburring with Source Capture!

- Each model includes urethane Vacuum Shroud, plus high-quality air line and flexible, durable vacuum hose.
- High-efficiency air motor has no wearable gears, vanes or blades. Oil-free operation minimizes maintenance time and repair costs.
- Air motor is controlled with patented governor, providing constant tool speed under load.

**FOR USE WITH**  
Carbide Burrs, Rotary Files,  
Mounted Points and Discs  
**SEE PAGE 251**

#### 35,000 RPM with RED Tool Cap

##### Model 51622

###### 1/8" Collet

- Includes 51739 Standard Vacuum Shroud.

##### Model 51623

###### 1/8" Collet, Extension Model

- Includes 51785 Extension Vacuum Shroud.
- Greater shaft length provides additional reach.

##### Model 51624

###### 3 mm Collet

- Includes 51739 Standard Vacuum Shroud.



#### 50,000 RPM with GOLD Tool Cap

##### Model 51629

###### 1/8" Collet

- Includes 51739 Standard Vacuum Shroud.

##### Model 51630

###### 1/8" Collet, Extension Model

- Includes 51785 Extension Vacuum Shroud.
- Greater shaft length provides additional reach.

##### Model 51631

###### 3 mm Collet

- Includes 51739 Standard Vacuum Shroud.

#### 60,000 RPM with TEAL Tool Cap

##### Model 51632

###### 1/8" Collet

- Includes 51739 Standard Vacuum Shroud.

##### Model 51633

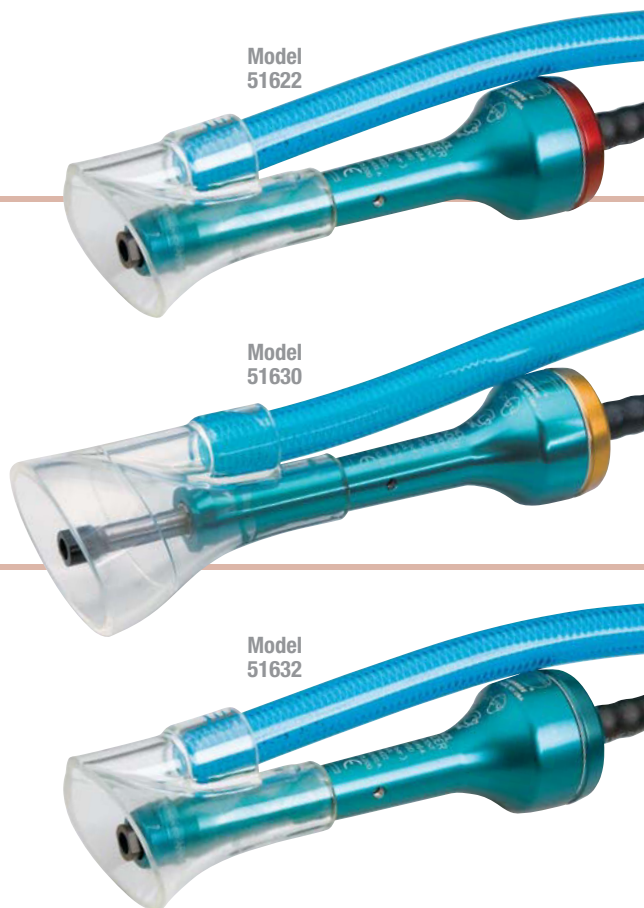
###### 1/8" Collet, Extension Model

- Includes 51785 Extension Vacuum Shroud.
- Greater shaft length provides additional reach.

##### Model 51634

###### 3 mm Collet

- Includes 51739 Standard Vacuum Shroud.



Model Number	Motor hp (W)	Motor RPM	Maximum Air Flow SCFM (L/Min)	Collet Size	Hose I.D. Size Inch (mm)	Air Pressure PSIG (Bar)	Weight Pound (kg)	Length Inch (mm)	Diameter Inch (mm)
51622	.1 (75)	35,000	8 (227)	1/8"	1/4 (6)	90 (6.2)	1.1 (.5)	5-1/4 (132)	1-7/8 (49)
51623	.1 (75)	35,000	8 (227)	1/8"	1/4 (6)	90 (6.2)	1.2 (.5)	6 (152)	1-7/8 (49)
51624	.1 (75)	35,000	8 (227)	3 mm	1/4 (6)	90 (6.2)	1.1 (.5)	5-1/4 (132)	1-7/8 (49)
51629	.1 (75)	50,000	8 (227)	1/8"	1/4 (6)	90 (6.2)	1.1 (.5)	5-1/4 (132)	1-7/8 (49)
51630	.1 (75)	50,000	8 (227)	1/8"	1/4 (6)	90 (6.2)	1.2 (.5)	6 (152)	1-7/8 (49)
51631	.1 (75)	50,000	8 (227)	3 mm	1/4 (6)	90 (6.2)	1.1 (.5)	5-1/4 (132)	1-7/8 (49)
51632	.1 (75)	60,000	8 (227)	1/8"	1/4 (6)	90 (6.2)	1.1 (.5)	5-1/4 (132)	1-7/8 (49)
51633	.1 (75)	60,000	8 (227)	1/8"	1/4 (6)	90 (6.2)	1.2 (.5)	6 (152)	1-7/8 (49)
51634	.1 (75)	60,000	8 (227)	3 mm	1/4 (6)	90 (6.2)	1.1 (.5)	5-1/4 (132)	1-7/8 (49)

# Dynabrade Die Grinders

## The Choice Is Yours! Discover The Dynabrade Difference!

### Dynabrade Die Grinders Offered in a Variety of Configurations

#### Geared and Gearless Tool Offerings

- Geared Tools generally have higher torque levels and broader power range, while gearless tools offer reduced maintenance and downtime.

#### Two Types of Gearing

- **Planetary gears** are inline speed reduction gears. The greater the reduction, the higher the torque levels.
- **Right angle bevel gears** turn the spindle of the machine 90° from the motor. Typically there is a speed reduction but not as much as planetary gears.

#### Gearless Tools

- Gearless tools have lower vibration levels due to the omission of transmitting power through gears.
- They offer longer tool life with fewer wearable parts, resulting in reduced maintenance and downtime.
- Among tools with the same horsepower rating, gearless tools will generally have lower torque levels than geared tools.
- Look for the gearless icon (right) to quickly identify a gearless model.



#### Exhaust and Muffler Offerings

- Choose from front exhaust, rear exhaust (with extended muffler), and rear exhaust (with standard muffler).

#### Front Exhaust

- Front exhaust tools direct debris away as tool is running, allowing clear view of work surface.



#### Rear Exhaust

- **Extended muffler design** is ideal for larger hands, as the tool length is extended to accommodate the higher performing, tri-muffling technology.




- Abbreviated length of **standard muffler** is ideal for smaller hands.



### Die Grinder Collets and Inserts *Dynabrade Die Grinders Feature Precision-Made Collets and Inserts*

#### Terminology

- **COLLET:** Device used to hold carbide burrs, rotary files, mounted points and wheels, etc.
- **BODY:** The part of the collet that secures to the spindle of the tool and accepts the insert.
- **CAP:** Secures collet body and retains insert.
- **INSERT:** The collapsible portion of the collet that retains the shank of the inserted tool.



#### Collet Assembly Types

- **Two-Piece:** Insert threads into body.
- **Three-Piece:** Insert slips into body; cap threads to body, retaining the insert.
- **Four-Piece:** Insert slips into body; cap slips over body; nut retains cap and insert.
- **Integrated:** Collet body is integrated into tool.



TOOL THREAD...	...CHOOSE COLLET...			...THEN CHOOSE COMPATIBLE COLLET INSERT									
Tool Thread	Collet Size	Collet Part Number	Collet Type	1/16"	3/32"	1/8"	3/16"	1/4"	3/8"	2 mm	3 mm	6 mm	8 mm
3/8"-24 Male (200 series*)	1/4"	50010	3-Piece		01374	50065	01375	50013 <sup>‡</sup>	50014			50016	50039
	6 mm	50015	3-Piece		01374	50065	01375	50013	50014			50016 <sup>‡</sup>	50039
M8x1 Male (300 series**)	1/4"	50020	2-Piece			01647		01644 <sup>‡</sup>		01467	01648	01648	
	1/4"	50080	3-Piece		01372	01495	01373	01485 <sup>‡</sup>		01467	01496	01497	
	6 mm	50079	3-Piece		01372	01495	01373	01485		01467	01496	01497 <sup>‡</sup>	
	1/4"	51124	4-Piece		01372	01495	01373	01485 <sup>‡</sup>		01467	01496	01497	
	6 mm	51125	4-Piece		01372	01495	01373	01485		01467	01496	01497 <sup>‡</sup>	
	3/8"	50018	3-Piece		01374	50065	01375	50013	50014 <sup>‡</sup>			50016	50039
5/16"-24 Male (300 series**)	1/4"	51106	4-Piece		01372	01495	01373	01485 <sup>‡</sup>		01467	01496	01497	
	6 mm	51110	4-Piece		01372	01495	01373	01485		01467	01496	01497 <sup>‡</sup>	
1/2"-20 Male (200 series*)	1/4"	50066	3-Piece			50065	01375	50013 <sup>‡</sup>	50014			50016	50039
	6 mm	50073	3-Piece			50065	01375	50013	50014			50016 <sup>‡</sup>	50039
1/4"-28 Male*	1/4"	50055	2-Piece			50034							
<b>Integrated Collets</b>													
.4 hp Rt. Angle Die Grinders**					01372	01495	01373	01485		01467	01496	01497	
Mini-Dynaflex® II						01647		01644			01648	01646	
Standard Pencil Grinders				51780	51674	51659					51673		
Quick-Change Pencil Grinders					60119	60118					60120		



# .4 hp Die Grinders

**Straight-Line, Front and Rear Exhaust**



**COLLET INSERTS**  
PAGE 51

**COUPLER/PLUG**  
PAGE 228

**DYNASWIVEL®**  
PAGE 223

**ACCESSORIES**  
PAGE 222

*For Use on Metal, Fiberglass, Carbon Fiber, Composites and More!*

**FOR USE WITH**  
Carbide Burrs, Rotary Files,  
Mounted Points and Discs  
*SEE PAGE 251*

Dynabrade .4 hp (298 W) Die Grinders offer innovative design for peak efficiency and longer life! Ideal for rapid material removal, deburring, finishing and polishing, these tools represent the **FINEST** in Dynabrade quality and innovation!



**See all models on pages 53-54!**

**DIE GRINDERS**

## Integrated Safety-Lock Throttle Lever

Included on all models. Contoured shape for operator comfort, with new dowel pin that minimizes lever wear.

## Governor-Controlled Motor

(950 RPM to 30,000 RPM Models)

Maintains consistent motor speed under load and delivers optimal power.

## Ergonomic Tool Housing

Oval-shaped housing conforms to natural shape of hand for optimum comfort.

## Lightweight Tool Design

Each model weighs 0.5 oz (15 g) **less** than its previous version!

## 3-Vane Tool Rotor

3-vane rotor allows wider offering of tool speeds. Achieves stall-torque and horsepower performance equal to tools with 4-vane rotor.



## Thermal Isolation Cavity

Pocket of still air between composite housing and housing core thermally isolates operator's hand from temperature extremes within motor.

## Hardened Tool Cylinder

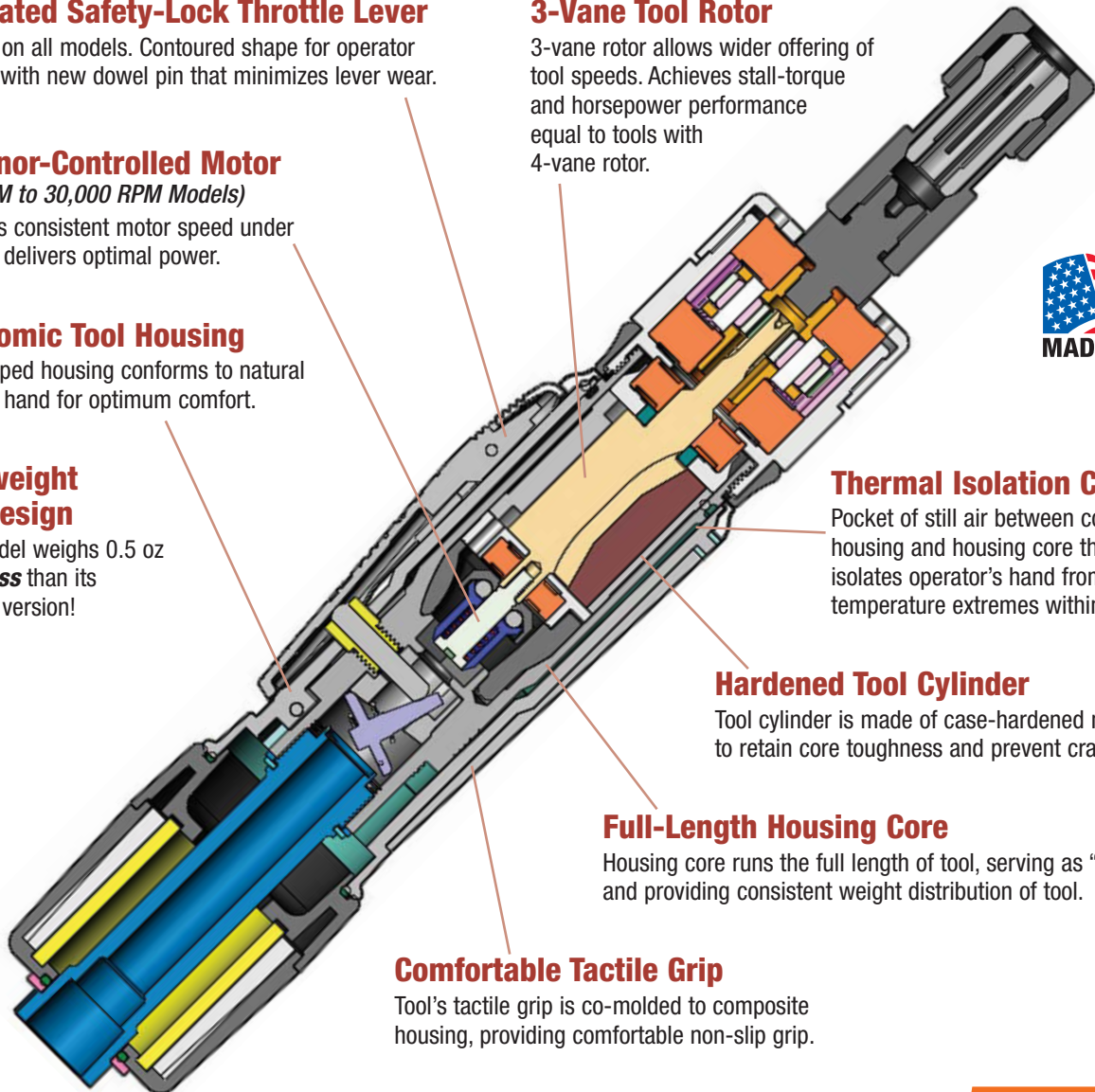
Tool cylinder is made of case-hardened material, to retain core toughness and prevent cracking.

## Full-Length Housing Core

Housing core runs the full length of tool, serving as "backbone" and providing consistent weight distribution of tool.

## Comfortable Tactile Grip

Tool's tactile grip is co-molded to composite housing, providing comfortable non-slip grip.



# .4 hp Die Grinders

## Straight-Line, Governor-Controlled, Rear Exhaust

**COLLET INSERTS**  
PAGE 51**COUPLER/PLUG**  
PAGE 228

### High-Quality Air-Powered Die Grinders

- Governor-control maintains consistent motor speed under load and delivers optimal power.
- Extended muffler design ensures lowest sound level.

**Model 47200****950 RPM, 1/4" & 6 mm Collets****Model 47201****3,200 RPM, 1/4" & 6 mm Collets****Model 47202****5,000 RPM, 1/4" & 6 mm Collets**Model  
47201**FOR USE WITH**  
Carbide Burrs, Rotary Files,  
Mounted Points and Discs  
*SEE PAGE 251*

Model Number	Motor hp (W)	Motor RPM	Sound Level	Maximum Air Flow SCFM (L/Min)	Collet Insert	Air Pressure PSIG (Bar)	Weight Pound (kg)	Length Inch (mm)	Height Inch (mm)
47200	.4 (298)	950	79 dB(A)	23 (651)	1/4" / 6 mm	90 (6.2)	1.9 (.9)	11 (280)	1.7 (44)
47201	.4 (298)	3,200	75 dB(A)	23 (651)	1/4" / 6 mm	90 (6.2)	1.4 (.6)	9.8 (250)	1.7 (44)
47202	.4 (298)	5,000	78 dB(A)	23 (651)	1/4" / 6 mm	90 (6.2)	1.4 (.6)	9.8 (250)	1.7 (44)

**Tune-Up Kit: No. 96541** (page 267) • Additional Specifications: Hose I.D. Size 1/4" (6 mm) • Air Inlet Thread 1/4" NPT


# .4 hp Die Grinders

## Straight-Line, Gearless, Rear Exhaust

**COLLET INSERTS**  
PAGE 51**COUPLER/PLUG**  
PAGE 228

### High-Quality Air-Powered Die Grinders

- Governor-control maintains consistent motor speed under load and delivers optimal power.
- Gearless motors decrease downtime and lessen repair expense when compared to geared tools.
- Collet design reduces run-out.
- Extended muffler design ensures lowest sound level.

**See page 69 for  
Vacuum Models!****FOR USE WITH**  
Carbide Burrs, Rotary Files,  
Mounted Points and Discs  
*SEE PAGE 251***Model 48201****25,000 RPM, 1/4" & 6 mm Collets****Model 48203****30,000 RPM, 1/4" & 6 mm Collets****Model 48350****35,000 RPM, 1/8" & 3 mm Collets****Model 48355****35,000 RPM, 1/4" & 6 mm Collets**Model  
48350

**Dynaswivel®** air line connector is ideal for use with most air tools. It improves tool maneuverability, minimizes operator fatigue and extends hose life. (See page 223.)

**Gearless**

Model Number	Motor hp (W)	Motor RPM	Sound Level	Maximum Air Flow SCFM (L/Min)	Collet Insert	Air Pressure PSIG (Bar)	Weight Pound (kg)	Length Inch (mm)	Height Inch (mm)
48201	.4 (298)	25,000	77 dB(A)	23 (651)	1/4" / 6 mm	90 (6.2)	.9 (.4)	8 (202)	1.7 (44)
48203	.4 (298)	30,000	77 dB(A)	23 (651)	1/4" / 6 mm	90 (6.2)	.9 (.4)	8 (202)	1.7 (44)
48350	.4 (298)	35,000	79 dB(A)	23 (651)	1/8" / 3 mm	90 (6.2)	.9 (.4)	8 (202)	1.7 (44)
48355	.4 (298)	35,000	79 dB(A)	23 (651)	1/4" / 6 mm	90 (6.2)	.9 (.4)	8 (202)	1.7 (44)

**Tune-Up Kit: No. 96541** (page 267) • Additional Specifications: Hose I.D. Size 1/4" (6 mm) • Air Inlet Thread 1/4" NPT

# .4 hp Die Grinders

## Straight-Line, Gearless, Rear Exhaust



**COLLET INSERTS**  
PAGE 51

**COUPLER/PLUG**  
PAGE 228

**DYNASWIVEL®**  
PAGE 223

**ACCESSORIES**  
PAGE 222

### High-Quality Air-Powered Die Grinders

- Governor-control maintains consistent motor speed under load and delivers optimal power.
- Features standard muffler for more compact design.

#### Model 48360

20,000 RPM,  
1/4" & 6 mm Collets

#### Model 48325

25,000 RPM,  
1/4" & 6 mm Collets

#### Model 48327

30,000 RPM,  
1/4" & 6 mm Collets



Model  
48325

**FOR USE WITH**  
Carbide Burrs, Rotary Files,  
Mounted Points and Discs  
*SEE PAGE 251*



**Gearless**

#### Model 48365

20,000 RPM,  
1/8" & 3 mm Collets

#### Model 48370

25,000 RPM,  
1/8" & 3 mm Collets

#### Model 48345

30,000 RPM,  
1/8" & 3 mm Collets

#### Model 48341

30,000 RPM,  
1/8" & 3 mm Collets

- Four-piece collet design.

- Four-piece collet design.

- Four-piece collet design.

- Includes 94994 Overhose Assembly.

Model Number	Motor hp (W)	Motor RPM	Sound Level	Maximum Air Flow SCFM (L/Min)	Collet Insert	Air Pressure PSIG (Bar)	Weight Pound (kg)	Length Inch (mm)	Height Inch (mm)
48325	.4 (298)	25,000	79 dB(A)	23 (651)	1/4" / 6 mm	90 (6.2)	.9 (.4)	6.5 (166)	1.7 (44)
48327	.4 (298)	30,000	76 dB(A)	23 (651)	1/4" / 6 mm	90 (6.2)	.9 (.4)	6.5 (166)	1.7 (44)
48341	.4 (298)	30,000	82 dB(A)	23 (651)	1/8" / 3 mm	90 (6.2)	.9 (.4)	6.5 (166)	1.7 (44)
48345	.4 (298)	30,000	82 dB(A)	23 (651)	1/8" / 3 mm	90 (6.2)	.9 (.4)	6.5 (166)	1.7 (44)
48360	.4 (298)	20,000	76 dB(A)	23 (651)	1/4" / 6 mm	90 (6.2)	.9 (.4)	6.4 (162)	1.7 (44)
48365	.4 (298)	20,000	76 dB(A)	23 (651)	1/8" / 3 mm	90 (6.2)	.9 (.4)	6.4 (162)	1.7 (44)
48370	.4 (298)	25,000	79 dB(A)	23 (651)	1/8" / 3 mm	90 (6.2)	.9 (.4)	6.4 (162)	1.7 (44)

Tune-Up Kit: No. 96541 (page 267) • Additional Specifications: Hose I.D. Size 1/4" (6 mm) • Air Inlet Thread 1/4" NPT

# .4 hp Die Grinders

## Straight-Line, Gearless, Front Exhaust



**COLLET INSERTS**  
PAGE 51

**COUPLER/PLUG**  
PAGE 228

**DYNASWIVEL®**  
PAGE 223

**ACCESSORIES**  
PAGE 222

### High-Quality Air-Powered Die Grinders

- Gearless motors decrease downtime and lessen repair expense when compared to geared tools.

#### Model 52200

25,000 RPM,  
1/4" & 6 mm Collets

#### Model 52202

30,000 RPM,  
1/4" & 6 mm Collets



Model  
52200

**FOR USE WITH**  
Carbide Burrs, Rotary Files,  
Mounted Points and Discs  
*SEE PAGE 251*



**Gearless**



The use of a Filter-Regulator-Lubricator will increase tool performance, extend tool life and lessen repair costs. (See page 224.)



Model Number	Motor hp (W)	Motor RPM	Sound Level	Maximum Air Flow SCFM (L/Min)	Hose I.D. Size Inch (mm)	Air Inlet Thread	Air Pressure PSIG (Bar)	Weight Pound (kg)	Length Inch (mm)	Height Inch (mm)
52200	.4 (298)	25,000	73 dB(A)	20 (566)	1/4 (6)	1/4" NPT	90 (6.2)	0.8 (0.4)	5-1/8 (130)	1-5/8 (41)
52202	.4 (298)	30,000	84 dB(A)	20 (566)	1/4 (6)	1/4" NPT	90 (6.2)	0.8 (0.4)	5-1/8 (130)	1-5/8 (41)

Tune-Up Kit: No. 96048 (page 267)



# Guide to NEW .4 hp Die Grinders

## Overview of NEW Dynabrade .4 hp Die Grinders, and Previous Models Being Replaced

### Right Angle Models

- All include 1/4" and 6 mm Collets.

#### Front Exhaust

NEW Model No.	Motor RPM	Page No.	Previous 1/4" Model	Previous 6 mm Model
47800	12,000	57	51800	51803
47801	15,000	57	51801	51804
47802	20,000	57	51802	51805

#### Rear Exhaust, Extended Muffler

NEW Model No.	Motor RPM	Page No.	Previous 1/4" Model	Previous 6 mm Model
46000	12,000	57	50000	50003
46001	15,000	57	50001	50004
46002	20,000	57	50002	50005

#### Rear Exhaust

NEW Model No.	Motor RPM	Page No.	Previous 1/4" Model	Previous 6 mm Model
49425	3,200	57	53425	N/A
48315	12,000	57	52315	52318
48316	15,000	57	52316	52319
48317	20,000	57	52317	52320

### Angle-Head Model

- 1/4" Collet

#### Rear Exhaust, Extended Muffler

NEW Model No.	Motor RPM	Page No.	Previous 1/4" Model	Previous 6 mm Model
49420	3,200	Below	53420	N/A

### 7° Offset Models

- All include 1/4" and 6 mm Collets.

#### Rear Exhaust, Extended Muffler

NEW Model No.	Motor RPM	Page No.	Previous 1/4" Model	Previous 6 mm Model
48205	25,000	58	52205	52251
48207	30,000	58	52207	N/A

#### Rear Exhaust

NEW Model No.	Motor RPM	Page No.	Previous 1/4" Model	Previous 6 mm Model
48335	25,000	58	52335	52331
48337	30,000	58	52337	52333

#### Rear Exhaust, Extended Muffler (Slow Speed)

NEW Model No.	Motor RPM	Page No.	Previous 1/4" Model	Previous 6 mm Model
47211	3,200	58	51211	51214
47212	5,000	58	51212	51215

## .4 hp Die Grinder

### Angle-Head, Planetary Geared, Rear Exhaust



**COLLET INSERTS**  
PAGE 51

**COUPLER/PLUG**  
PAGE 228

**DYNASWIVEL®**  
PAGE 223

**ACCESSORIES**  
PAGE 222

### High-Quality Air-Powered Die Grinders

#### Model 49420 3,200 RPM, 1/4" Collet

- Includes 50055 Collet Assembly and extended rear exhaust muffler to reduce noise levels.
- Governor-controlled motor maintains speed under load.
- Safety-lock lever is included.
- Optional 54585 Side Handle Assembly is available.
- Lightweight thermal-insulated housing reduces cold air transmission and vibration to the operator.



**FOR USE WITH**  
Carbide Burrs, Rotary Files,  
Mounted Points and Discs  
SEE PAGE 251

Model Number	Motor hp (W)	Motor RPM	Sound Level	Maximum Air Flow SCFM (L/Min)	Hose I.D. Size Inch (mm)	Air Inlet Thread	Tool Thread	Weight Pound (kg)	Length Inch (mm)	Diameter Inch (mm)
49420	.4 (298)	3,200	80 dB(A)	26 (736)	1/4 (6)	1/4" NPT	1/4"-28 Female	1.9 (0.8)	11.7 (296)	2.1 (53)

**Tune-Up Kit: No. 96541** (page 267) • Additional Specifications: Air Pressure 90 PSIG (6.2 Bar)

# .4 hp Die Grinders

## Right Angle and 7° Offset Models

*See Our Features and Benefits: Discover The Dynabrade Difference!*

Available in speeds of 3,200 RPM, 5,000 RPM, 12,000 RPM, 15,000 RPM, 20,000 RPM, 25,000 RPM and 30,000 RPM.

Tools include Kevlar® phenolic vanes for longer life.

Registered trademark of DuPont de Nemours, El, & Co., Inc.

*See all models on pages 57-58!*

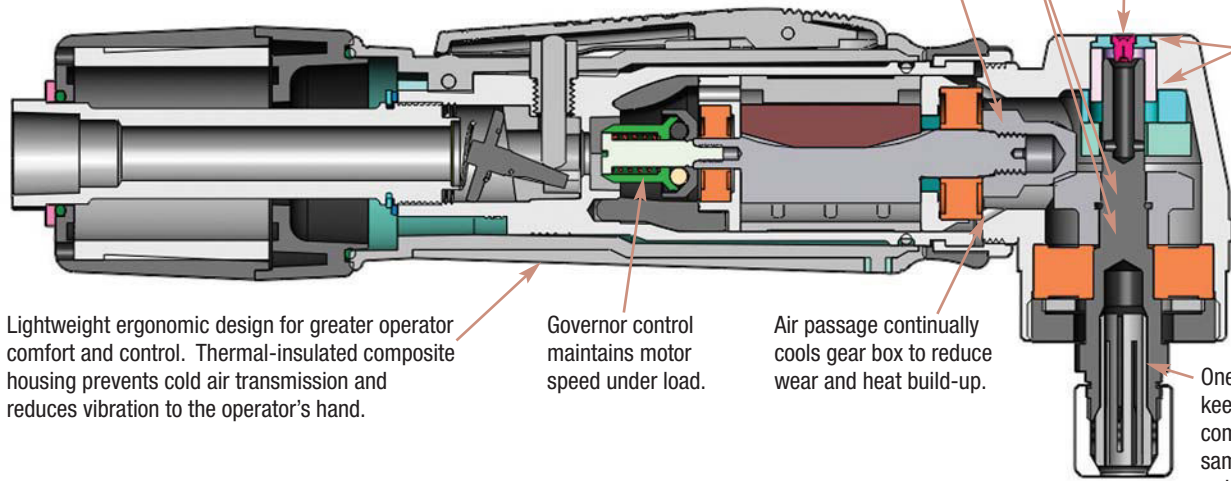


Features dual wick lubrication system, saturated with gear oil for extended gear life (over 700 hours with proper use of gear oil), increased performance and reduced downtime.

Pinion piloted on rotor to reduce runout and increase gear life.

Oil fitting to maintain proper gear oil saturation.

Needle bearing assures proper shaft alignment; has push-out plug for easy removal.



Lightweight ergonomic design for greater operator comfort and control. Thermal-insulated composite housing prevents cold air transmission and reduces vibration to the operator's hand.

Governor control maintains motor speed under load.

Air passage continually cools gear box to reduce wear and heat build-up.

One piece spindle keeps all rotating components on the same centerline to reduce run-out.

### Features and Advantages

- Kevlar® phenolic vanes for longer life.
- Lightweight ergonomic design for greater comfort and control.
- One-piece spindle keeps all rotating components on the same centerline for reduced run-out, which means lower vibration levels for enhanced operator comfort.
- Front and rear exhaust models. Air passage to continually cool the gear box – gears last longer!
- Pinion piloted on rotor to reduce run-out.
- Needle bearing assures proper shaft alignment.
- Dual wick lubrication system – saturated with gear oil for extended gear life – over 700 hours. This helps administer the right amount and keep the gear oil on the metal gears.
- Highest horsepower and torque levels of any similar competitive product.

### Benefits

- Increased performance from higher torque levels. You can really “work” these tools. Stall out torque is the highest in the marketplace.
- We use **Gear Oil** as opposed to grease. **Gear Oil** is *specifically formulated to STICK TO METAL*. Grease does not stick and the centrifugal force of the spinning gears throws the grease away from the metal surface.
- Longer gear life means reduced downtime and less costly repairs.
- Front and rear exhaust models – user can decide which configuration is right for them. More choice means more control of their purchase.
- Insulated housings provide “warm tools” for the users and helps prevent worker's injuries like “white finger”.
- Lower vibration levels help prevent worker injuries such as Carpal Tunnel Syndrome. Machines are easier to use because they do not “buzz” in your hands. Workers can use smooth running machines longer.
- Low profile machines are ideal for “hard-to-reach” areas. A performance plus!
- All machines are perfectly compatible with all Dynabrade Accessories. Providing systemized solutions for our customers is a key to Dynabrade's success.

# .4 hp Die Grinders

## Right Angle, Front and Rear Exhaust

COLLET INSERTS  
PAGE 51DYNAJET  
PAGE 224COUPLER/PLUG  
PAGE 228ACCESSORIES  
PAGE 222

### High-Quality Air-Powered Die Grinders

#### Front Exhaust Models

- Governor-controlled motor maintains speed under load.

**Model 47800****12,000 RPM, 1/4" & 6 mm Collets****Model 47801****15,000 RPM, 1/4" & 6 mm Collets****Model 47802****20,000 RPM, 1/4" & 6 mm Collets**Model  
47800FOR USE WITH  
Carbide Burrs, Rotary Files,  
Mounted Points and Discs  
SEE PAGE 251

Model Number	Motor hp (W)	Motor RPM	Sound Level	Maximum Air Flow SCFM (L/Min)	Hose I.D. Size Inch (mm)	Air Inlet Thread	Air Pressure PSIG (Bar)	Weight Pound (kg)	Length Inch (mm)	Height Inch (mm)
47800	.4 (298)	12,000	84 dB(A)	25 (708)	1/4 (6)	1/4" NPT	90 (6.2)	1.0 (.46)	6 (150)	2.9 (73)
47801	.4 (298)	15,000	86 dB(A)	25 (708)	1/4 (6)	1/4" NPT	90 (6.2)	1.0 (.46)	6 (150)	2.9 (73)
47802	.4 (298)	20,000	85 dB(A)	25 (708)	1/4 (6)	1/4" NPT	90 (6.2)	1.0 (.46)	6 (150)	2.9 (73)

Tune-Up Kit: No. 96541 (page 267)

#### Rear Exhaust Models with Extended Muffler

- Governor-controlled motor maintains speed under load.

**Model 46000****12,000 RPM, 1/4" & 6 mm Collets****Model 46001****15,000 RPM, 1/4" & 6 mm Collets****Model 46002****20,000 RPM, 1/4" & 6 mm Collets**Model  
46002**See page 69 for  
Vacuum Models!**

Model Number	Motor hp (W)	Motor RPM	Sound Level	Maximum Air Flow SCFM (L/Min)	Hose I.D. Size Inch (mm)	Air Inlet Thread	Air Pressure PSIG (Bar)	Weight Pound (kg)	Length Inch (mm)	Height Inch (mm)
46000	.4 (298)	12,000	78 dB(A)	25 (708)	1/4 (6)	1/4" NPT	90 (6.2)	1.2 (.55)	8 (203)	2.9 (73)
46001	.4 (298)	15,000	75 dB(A)	25 (708)	1/4 (6)	1/4" NPT	90 (6.2)	1.2 (.55)	8 (203)	2.9 (73)
46002	.4 (298)	20,000	78 dB(A)	25 (708)	1/4 (6)	1/4" NPT	90 (6.2)	1.2 (.55)	8 (203)	2.9 (73)

Tune-Up Kit: No. 96541 (page 267)

#### Rear Exhaust Models with Standard Muffler

- Governor-controlled motor maintains speed under load.

**Model 49425****3,200 RPM, 1/4" & 6 mm Collets****Model 48315****12,000 RPM, 1/4" & 6 mm Collets****Model 48316****15,000 RPM, 1/4" & 6 mm Collets****Model 48317****20,000 RPM, 1/4" & 6 mm Collets**Model  
48315

Model Number	Motor hp (W)	Motor RPM	Sound Level	Maximum Air Flow SCFM (L/Min)	Hose I.D. Size Inch (mm)	Air Inlet Thread	Air Pressure PSIG (Bar)	Weight Pound (kg)	Length Inch (mm)	Height Inch (mm)
48315	.4 (298)	12,000	81 dB(A)	25 (708)	1/4 (6)	1/4" NPT	90 (6.2)	1 (.47)	6.5 (164)	2.9 (73)
48316	.4 (298)	15,000	79 dB(A)	25 (708)	1/4 (6)	1/4" NPT	90 (6.2)	1 (.47)	6.5 (164)	2.9 (73)
48317	.4 (298)	20,000	83 dB(A)	25 (708)	1/4 (6)	1/4" NPT	90 (6.2)	1 (.47)	6.5 (164)	2.9 (73)
49425	.4 (298)	3,200	81 dB(A)	25 (708)	1/4 (6)	1/4" NPT	90 (6.2)	1.5 (.68)	7.7 (196)	2.9 (73)

Tune-Up Kit: No. 96541 (page 267)



# .4 hp Die Grinders

## 7° Offset, Front and Rear Exhaust

COLLET INSERTS  
PAGE 51DYNAJET  
PAGE 224COUPLER/PLUG  
PAGE 228ACCESSORIES  
PAGE 222

### High-Quality Air-Powered Die Grinders

#### Front Exhaust Models

##### Model 52204

25,000 RPM, 1/4" &amp; 6 mm Collets

##### Model 52206

30,000 RPM, 1/4" &amp; 6 mm Collets

Model  
52204

Gearless

FOR USE WITH  
Carbide Burrs, Rotary Files,  
Mounted Points and Discs  
SEE PAGE 251

Model Number	Motor hp (W)	Motor RPM	Sound Level	Maximum Air Flow SCFM (L/Min)	Hose I.D. Size Inch (mm)	Air Inlet Thread	Air Pressure PSIG (Bar)	Weight Pound (kg)	Length Inch (mm)	Height Inch (mm)
52204	.4 (298)	25,000	70 dB(A)	18 (510)	1/4 (6)	1/4" NPT	90 (6.2)	1.0 (.5)	6 (152)	3-3/4 (94)
52206	.4 (298)	30,000	75 dB(A)	21 (595)	1/4 (6)	1/4" NPT	90 (6.2)	1.0 (.5)	6 (152)	3-3/4 (94)

Tune-Up Kit: No. 96048 (page 267)

#### Rear Exhaust Models with Extended Muffler

##### Model 48205

25,000 RPM, 1/4" &amp; 6 mm Collets

##### Model 48207

30,000 RPM, 1/4" &amp; 6 mm Collets

**NEW!**See page 69  
for Vacuum  
Models!Model  
48205

Gearless

Model Number	Motor hp (W)	Motor RPM	Sound Level	Maximum Air Flow SCFM (L/Min)	Hose I.D. Size Inch (mm)	Air Inlet Thread	Air Pressure PSIG (Bar)	Weight Pound (kg)	Length Inch (mm)	Height Inch (mm)
48205	.4 (298)	25,000	71 dB(A)	23 (651)	1/4 (6)	1/4" NPT	90 (6.2)	1.3 (.57)	8.9 (225)	3.8 (97)
48207	.4 (298)	30,000	72 dB(A)	23 (651)	1/4 (6)	1/4" NPT	90 (6.2)	1.3 (.57)	8.9 (225)	3.8 (97)

Tune-Up Kit: No. 96541 (page 267)

#### Rear Exhaust Models with Standard Muffler

##### Model 48335

25,000 RPM, 1/4" &amp; 6 mm Collets

##### Model 48337

30,000 RPM, 1/4" &amp; 6 mm Collets

**NEW!**Model  
48335

Gearless

Model Number	Motor hp (W)	Motor RPM	Sound Level	Maximum Air Flow SCFM (L/Min)	Hose I.D. Size Inch (mm)	Air Inlet Thread	Air Pressure PSIG (Bar)	Weight Pound (kg)	Length Inch (mm)	Height Inch (mm)
48335	.4 (298)	25,000	73 dB(A)	23 (651)	1/4 (6)	1/4" NPT	90 (6.2)	1 (.47)	7.3 (186)	3.8 (97)
48337	.4 (298)	30,000	74 dB(A)	23 (651)	1/4 (6)	1/4" NPT	90 (6.2)	1 (.47)	7.3 (186)	3.8 (97)

Tune-Up Kit: No. 96541 (page 267)

#### Rear Exhaust Models with Extended Muffler (Slow Speed)

- Both models are planetary geared.
- Slow speeds allow additional use as buffer/polisher.

##### Model 47211

3,200 RPM, 1/4" &amp; 6 mm Collets

##### Model 47212

5,000 RPM, 1/4" &amp; 6 mm Collets

**NEW!**Model  
47211

Model Number	Motor hp (W)	Motor RPM	Sound Level	Maximum Air Flow SCFM (L/Min)	Hose I.D. Size Inch (mm)	Air Inlet Thread	Air Pressure PSIG (Bar)	Weight Pound (kg)	Length Inch (mm)	Height Inch (mm)
47211	.4 (298)	3,200	73 dB(A)	23 (651)	1/4 (6)	1/4" NPT	90 (6.2)	1.7 (.78)	9 (228)	5.6 (143)
47212	.4 (298)	5,000	75 dB(A)	23 (651)	1/4 (6)	1/4" NPT	90 (6.2)	1.7 (.78)	9 (228)	5.6 (143)

Tune-Up Kit: No. 96541 (page 267)

# .5 hp Die Grinders

## Straight-Line, Gearless, Front Exhaust



**COLLET INSERTS**  
PAGE 51

**COUPLER/PLUG**  
PAGE 228

**DYNASWIVEL®**  
PAGE 223

**ACCESSORIES**  
PAGE 222

### High-Quality Air-Powered Die Grinders

- Gearless for reduced maintenance and downtime.

#### Model 51300

15,000 RPM, 1/4" & 6 mm Collets

#### Model 51301

18,000 RPM, 1/4" & 6 mm Collets

#### Model 51302

20,000 RPM, 1/4" & 6 mm Collets

#### Model 51303

24,000 RPM, 1/4" & 6 mm Collets



Model  
51301



Model Number	Motor hp (W)	Motor RPM	Sound Level	Maximum Air Flow SCFM (L/Min)	Hose I.D. Size Inch (mm)	Air Inlet Thread	Tool Thread	Weight Pound (kg)	Length Inch (mm)	Height Inch (mm)
51300	.5 (373)	15,000	78 dB(A)	24 (680)	3/8 (10)	1/4" NPT	3/8"-24 Male	1.5 (0.7)	7 (178)	1-7/8 (48)
51301	.5 (373)	18,000	78 dB(A)	24 (680)	3/8 (10)	1/4" NPT	3/8"-24 Male	1.5 (0.7)	7 (178)	1-7/8 (48)
51302	.5 (373)	20,000	80 dB(A)	25 (708)	3/8 (10)	1/4" NPT	3/8"-24 Male	1.5 (0.7)	7 (178)	1-7/8 (48)
51303	.5 (373)	24,000	83 dB(A)	26 (736)	3/8 (10)	1/4" NPT	3/8"-24 Male	1.5 (0.7)	7 (178)	1-7/8 (48)

Tune-Up Kit: No. 95600 (page 267) • Additional Specifications: Air Pressure 90 PSIG (6.2 Bar)

# .5 hp Die Grinders

## Straight-Line, Gearless, Rear Exhaust



**COLLET INSERTS**  
PAGE 51

**DYNAJET**  
PAGE 224

**COUPLER/PLUG**  
PAGE 228

**ACCESSORIES**  
PAGE 222

### High-Quality Air-Powered Die Grinders

- Gearless for reduced maintenance and downtime.
- Extended rear exhaust muffler design ensures lowest sound level.

#### Model 51304

15,000 RPM, 1/4" & 6 mm Collets

#### Model 51305

18,000 RPM, 1/4" & 6 mm Collets

#### Model 51306

20,000 RPM, 1/4" & 6 mm Collets

#### Model 51307

24,000 RPM, 1/4" & 6 mm Collets



Model  
51304



Model Number	Motor hp (W)	Motor RPM	Sound Level	Maximum Air Flow SCFM (L/Min)	Hose I.D. Size Inch (mm)	Air Inlet Thread	Tool Thread	Weight Pound (kg)	Length Inch (mm)	Height Inch (mm)
51304	.5 (373)	15,000	76 dB(A)	25 (708)	3/8 (10)	1/4" NPT	3/8"-24 Male	1.8 (0.8)	9-1/4 (235)	1-7/8 (48)
51305	.5 (373)	18,000	74 dB(A)	26 (736)	3/8 (10)	1/4" NPT	3/8"-24 Male	1.8 (0.8)	9-1/4 (235)	1-7/8 (48)
51306	.5 (373)	20,000	75 dB(A)	27 (765)	3/8 (10)	1/4" NPT	3/8"-24 Male	1.8 (0.8)	9-1/4 (235)	1-7/8 (48)
51307	.5 (373)	24,000	76 dB(A)	27 (765)	3/8 (10)	1/4" NPT	3/8"-24 Male	1.8 (0.8)	9-1/4 (235)	1-7/8 (48)

Tune-Up Kit: No. 96530 (page 267) • Additional Specifications: Air Pressure 90 PSIG (6.2 Bar)

# .5 hp Die Grinders

## Straight-Line, Extension Models, Rear Exhaust



**COLLET INSERTS**  
PAGE 51

**COUPLER/PLUG**  
PAGE 228

### High-Quality Air-Powered Die Grinders

- Extension Die Grinder with 3" workable reach.
- Extended rear exhaust muffler design ensures lowest sound level.

**FOR USE WITH**  
Carbide Burrs, Rotary Files,  
Mounted Points and Discs  
**SEE PAGE 251**

#### Model 53510

18,000 RPM, 1/4" & 6 mm Collets

#### Model 53511

20,000 RPM, 1/4" & 6 mm Collets



Dynaswivel® air line connector is ideal for use with most air tools. It improves tool maneuverability, minimizes operator fatigue and extends hose life. (See page 223.)





- Extension Die Grinder with 7-1/4" workable reach.
- Extended rear exhaust muffler design ensures lowest sound level.

#### Model 53501

18,000 RPM,  
1/4" & 6 mm Collets

#### Model 53502

20,000 RPM, 1/4" & 6 mm Collets



Motor Tune-Up Kits will extend the life of an air tool when used with a preventative maintenance schedule.

Model Number	Motor hp (W)	Motor RPM	Sound Level	Maximum Air Flow SCFM (L/Min)	Hose I.D. Size Inch (mm)	Air Inlet Thread	Air Pressure PSIG (Bar)	Weight Pound (kg)	Length Inch (mm)	Height Inch (mm)
53501	.5 (373)	18,000	72 dB(A)	30 (850)	3/8 (10)	1/4" NPT	90 (6.2)	3.2 (1.5)	17-7/8 (454)	1-7/8 (48)
53502	.5 (373)	20,000	74 dB(A)	31 (878)	3/8 (10)	1/4" NPT	90 (6.2)	3.2 (1.5)	17-7/8 (454)	1-7/8 (48)
53510	.5 (373)	18,000	72 dB(A)	30 (850)	3/8 (10)	1/4" NPT	90 (6.2)	2.5 (1.1)	12-7/8 (327)	1-7/8 (48)
53511	.5 (373)	20,000	74 dB(A)	31 (878)	3/8 (10)	1/4" NPT	90 (6.2)	2.5 (1.1)	12-7/8 (327)	1-7/8 (48)

Tune-Up Kit: No. 96007 (page 267)

# .5 hp Die Grinders

## Steel Housings, Straight-Line, Front & Rear Exhaust



**COLLET INSERTS**  
PAGE 51

**DYNAJET**  
PAGE 224

### Steel Housings for Increased Durability!

#### Model 53807

Front Exhaust

#### Model 53808

Rear Exhaust

- 24,000 RPM. Both models include 1/4" and 6 mm collets.
- Ideal for use in foundries, welding operations and shipyards.
- Rubber Grip Housing reduces vibration and cold air transmission.
- Safety Lock Lever standard on all models.



**FOR USE WITH**  
Carbide Burrs, Rotary Files,  
Mounted Points and Discs  
**SEE PAGE 251**

**See .7 hp Steel Housing models on page 64!**

Model Number	Motor hp (W)	Motor RPM	Sound Level	Exhaust	Maximum Air Flow SCFM (L/Min)	Air Inlet Thread	Air Pressure PSIG (Bar)	Weight Pound (kg)	Length Inch (mm)	Height Inch (mm)
53807	.5 (373)	24,000	82 dB(A)	Front	30 (850)	1/4" NPT	90 (6.2)	1.9 (0.86)	5-5/8 (143)	1-3/4 (45)
53808	.5 (373)	24,000	77 dB(A)	Rear	29 (821)	1/4" NPT	90 (6.2)	2.1 (0.95)	6-11/16 (170)	1-3/4 (45)

Tune-Up Kit: No. 98621 (page 267)



# .5 hp Die Grinders

7° Offset, Short Shank, Gearless, Front Exhaust



**COLLET INSERTS**  
PAGE 51

**COUPLER/PLUG**  
PAGE 228

## High-Quality Air-Powered Die Grinders

- Gearless for reduced maintenance and downtime.

### Model 52211

18,000 RPM, 1/4" & 6 mm Collets

### Model 52212

20,000 RPM, 1/4" & 6 mm Collets

### Model 52213

24,000 RPM, 1/4" & 6 mm Collets



Model 52211



**Gearless**

Model Number	Motor hp (W)	Motor RPM	Sound Level	Maximum Air Flow SCFM (L/Min)	Hose I.D. Size Inch (mm)	Air Inlet Thread	Air Pressure PSIG (Bar)	Weight Pound (kg)	Length Inch (mm)	Height Inch (mm)
52211	.5 (373)	18,000	74 dB(A)	28 (793)	3/8 (10)	1/4" NPT	90 (6.2)	1.7 (0.8)	6 (152)	4-1/2 (114)
52212	.5 (373)	20,000	74 dB(A)	28 (793)	3/8 (10)	1/4" NPT	90 (6.2)	1.7 (0.8)	6 (152)	4-1/2 (114)
52213	.5 (373)	24,000	79 dB(A)	28 (793)	3/8 (10)	1/4" NPT	90 (6.2)	1.7 (0.8)	6 (152)	4-1/2 (114)

Tune-Up Kit: No. 96044 (page 267)

# .5 hp Die Grinders

7° Offset, Short Shank, Gearless, Rear Exhaust



**COLLET INSERTS**  
PAGE 51

**DYNAJET**  
PAGE 224

## High-Quality Air-Powered Die Grinders

- Gearless for reduced maintenance and downtime.
- Extended rear exhaust muffler design ensures lowest sound level.

### Model 52221

18,000 RPM, 1/4" & 6 mm Collets

### Model 52222

20,000 RPM, 1/4" & 6 mm Collets

### Model 52223


24,000 RPM, 1/4" & 6 mm Collets



Model 52221



**Gearless**



Dynaswivel® air line connector is ideal for use with most air tools. It improves tool maneuverability, minimizes operator fatigue and extends hose life. (See page 223.)



Model Number	Motor hp (W)	Motor RPM	Sound Level	Maximum Air Flow SCFM (L/Min)	Hose I.D. Size Inch (mm)	Air Inlet Thread	Air Pressure PSIG (Bar)	Weight Pound (kg)	Length Inch (mm)	Height Inch (mm)
52221	.5 (373)	18,000	73 dB(A)	23 (651)	3/8 (10)	1/4" NPT	90 (6.2)	2.0 (0.9)	8-1/8 (206)	4-1/2 (114)
52222	.5 (373)	20,000	76 dB(A)	25 (708)	3/8 (10)	1/4" NPT	90 (6.2)	2.0 (0.9)	8-1/8 (206)	4-1/2 (114)
52223	.5 (373)	24,000	74 dB(A)	27 (765)	3/8 (10)	1/4" NPT	90 (6.2)	2.0 (0.9)	8-1/8 (206)	4-1/2 (114)

Tune-Up Kit: No. 96044 (page 267)

**DIE GRINDERS**

# .5 hp Die Grinders

7° Offset, Long Shank, Gearless



**COLLET INSERTS**  
PAGE 51

**DYNAJET**  
PAGE 224

**COUPLER/PLUG**  
PAGE 228

**ACCESSORIES**  
PAGE 222

## High-Quality Air-Powered Die Grinders

### Front Exhaust Models

- Gearless for reduced maintenance and downtime.

#### Model 52216

15,000 RPM, 1/4" & 6 mm Collets

#### Model 52218

20,000 RPM, 1/4" & 6 mm Collets

Model  
52216



**Gearless**

**FOR USE WITH**  
Carbide Burrs, Rotary Files,  
Mounted Points and Discs  
*SEE PAGE 251*

Model Number	Motor hp (W)	Motor RPM	Sound Level	Maximum Air Flow SCFM (L/Min)	Hose I.D. Size Inch (mm)	Air Inlet Thread	Tool Thread	Weight Pound (kg)	Length Inch (mm)	Height Inch (mm)
52216	.5 (373)	15,000	75 dB(A)	26 (736)	3/8 (10)	1/4" NPT	3/8"-24 Male	2.0 (0.9)	6 (152)	5-1/2 (140)
52218	.5 (373)	20,000	74 dB(A)	28 (793)	3/8 (10)	1/4" NPT	3/8"-24 Male	2.0 (0.9)	6 (152)	5-1/2 (140)

**Tune-Up Kit: No. 96044** (page 267) • Additional Specifications: Air Pressure 90 PSIG (6.2 Bar)

### Rear Exhaust Model

#### Model 52267 15,000 RPM, 1/4" & 6 mm Collets

- Gearless for reduced maintenance and downtime.
- Extended rear exhaust muffler design ensures lowest sound level.

Model  
52267



**Gearless**

Model Number	Motor hp (W)	Motor RPM	Sound Level	Maximum Air Flow SCFM (L/Min)	Hose I.D. Size Inch (mm)	Air Inlet Thread	Tool Thread	Weight Pound (kg)	Length Inch (mm)	Height Inch (mm)
52267	.5 (373)	15,000	72 dB(A)	21 (595)	3/8 (10)	1/4" NPT	3/8"-24 Male	2.0 (0.9)	8-1/8 (207)	5-1/2 (140)

**Tune-Up Kit: No. 96044** (page 267) • Additional Specifications: Air Pressure 90 PSIG (6.2 Bar)

# .55 hp Die Grinder

Right Angle, Gearless, Rear Exhaust



**COLLET INSERTS**  
PAGE 51

**COUPLER/PLUG**  
PAGE 228

**DYNASWIVEL®**  
PAGE 223

**ACCESSORIES**  
PAGE 222

## High-Quality Air-Powered Die Grinders

#### Model 52280 15,000 RPM, 1/4" & 6 mm Collets

- Powerful high-torque air motor.
- Gearless for reduced maintenance and downtime.
- Optional safety-lock lever available.
- Extended rear exhaust muffler design ensures lowest sound level.

Model  
52280



**Gearless**

**FOR USE WITH**  
Carbide Burrs, Rotary Files,  
Mounted Points and Discs  
*SEE PAGE 251*

Model Number	Motor hp (W)	Motor RPM	Sound Level	Maximum Air Flow SCFM (L/Min)	Hose I.D. Size Inch (mm)	Air Inlet Thread	Tool Thread	Weight Pound (kg)	Length Inch (mm)	Height Inch (mm)
52280	.5 (373)	15,000	75 dB(A)	33 (934)	1/4 (6)	1/4" NPT	3/8"-24 Male	2.3 (1.0)	8-1/8 (207)	5-1/2 (140)

**Tune-Up Kit: No. 96522** (page 267) • Additional Specifications: Air Pressure 90 PSIG (6.2 Bar)

# .7 hp Die Grinders

## Straight-Line, Front Exhaust

COLLET INSERTS  
PAGE 51DYNAJET  
PAGE 224COUPLER/PLUG  
PAGE 228ACCESSORIES  
PAGE 222

### High-Quality Air-Powered Die Grinders

#### Model 52256

15,000 RPM, 1/4" &amp; 6 mm Collets

#### Model 52257

18,000 RPM, 1/4" &amp; 6 mm Collets

#### Model 52258

20,000 RPM, 1/4" &amp; 6 mm Collets

FOR USE WITH  
Carbide Burrs, Rotary Files,  
Mounted Points and Discs  
SEE PAGE 251

Model Number	Motor hp (W)	Motor RPM	Sound Level	Maximum Air Flow SCFM (L/Min)	Hose I.D. Size Inch (mm)	Air Inlet Thread	Air Pressure PSIG (Bar)	Weight Pound (kg)	Length Inch (mm)	Height Inch (mm)
52256	.7 (522)	15,000	80 dB(A)	31 (878)	3/8 (10)	1/4" NPT	90 (6.2)	1.7 (0.8)	6 (152)	1-7/8 (48)
52257	.7 (522)	18,000	84 dB(A)	33 (935)	3/8 (10)	1/4" NPT	90 (6.2)	1.7 (0.8)	6 (152)	1-7/8 (48)
52258	.7 (522)	20,000	89 dB(A)	34 (963)	3/8 (10)	1/4" NPT	90 (6.2)	1.7 (0.8)	6 (152)	1-7/8 (48)

Tune-Up Kit: No. 96529 (page 267)

# .7 hp Die Grinders

## Straight-Line, Rear Exhaust

COLLET INSERTS  
PAGE 51COUPLER/PLUG  
PAGE 228DYNASWIVEL®  
PAGE 223ACCESSORIES  
PAGE 222

### High-Quality Air-Powered Die Grinders

- Extended rear exhaust muffler design ensures lowest sound level.

#### Model 52100

950 RPM, 1/4" &amp; 6 mm Collets

#### Model 52101

3,400 RPM, 1/4" &amp; 6 mm Collets

#### Model 52102

4,500 RPM, 1/4" &amp; 6 mm Collets

#### Model 52276


15,000 RPM, 1/4" &amp; 6 mm Collets

#### Model 52277

18,000 RPM, 1/4" &amp; 6 mm Collets

#### Model 52278

20,000 RPM, 1/4" &amp; 6 mm Collets

See page 70 for  
Vacuum Models!

Motor Tune-Up Kits will extend the life of an air tool when used with a preventative maintenance schedule.

Model Number	Motor hp (W)	Motor RPM	Sound Level	Maximum Air Flow SCFM (L/Min)	Hose I.D. Size Inch (mm)	Air Inlet Thread	Tool Thread	Weight Pound (kg)	Length Inch (mm)	Height Inch (mm)
52100	.7 (522)	950	81 dB(A)	34 (957)	3/8 (10)	1/4" NPT	1/2"-20 Male	3.6 (1.6)	12-1/2 (318)	1-7/8 (48)
52101	.7 (522)	3,400	79 dB(A)	35 (977)	3/8 (10)	1/4" NPT	1/2"-20 Male	2.7 (1.2)	9-1/2 (241)	1-7/8 (48)
52102	.7 (522)	4,500	79 dB(A)	35 (977)	3/8 (10)	1/4" NPT	1/2"-20 Male	2.7 (1.2)	9-1/2 (241)	1-7/8 (48)
52276	.7 (522)	15,000	77 dB(A)	32 (906)	3/8 (10)	1/4" NPT	—	2.3 (0.7)	8-1/8 (206)	1-7/8 (48)
52277	.7 (522)	18,000	78 dB(A)	34 (957)	3/8 (10)	1/4" NPT	—	2.3 (0.7)	8-1/8 (206)	1-7/8 (48)
52278	.7 (522)	20,000	78 dB(A)	37 (1,048)	3/8 (10)	1/4" NPT	—	2.3 (0.7)	8-1/8 (206)	1-7/8 (48)

Tune-Up Kit: Models 52100-52102: No. 96260; Models 52276-52278: No. 96529 (page 267) • Additional Specifications: Air Pressure 90 PSIG (6.2 Bar)



# .7 hp Die Grinders

Steel Housings, Straight-Line, Front & Rear Exhaust



**COLLET INSERTS**  
PAGE 51

**COUPLER/PLUG**  
PAGE 228

*Steel Housings for Increased Durability!*

## Model 53811 Front Exhaust

## Model 53812 Rear Exhaust

- 20,000 RPM. Both models include 1/4" and 6 mm collets.
- Ideal for use in foundries, welding operations and shipyards.
- Rubber Grip Housing reduces vibration and cold air transmission.
- Safety-lock lever standard on all models.



Model 53811



Model 53812

**FOR USE WITH**  
Carbide Burrs, Rotary Files,  
Mounted Points and Discs  
*SEE PAGE 251*



The use of a Filter-Regulator-Lubricator will increase tool performance, extend tool life and lessen repair costs. (See page 224.)



*See .5 hp Steel Housing models on page 60!*

Model Number	Motor hp (W)	Motor RPM	Sound Level	Exhaust	Maximum Air Flow SCFM (L/Min)	Air Inlet Thread	Air Pressure PSIG (Bar)	Weight Pound (kg)	Length Inch (mm)	Height Inch (mm)
53811	.7 (522)	20,000	83 dB(A)	Front	37 (1,048)	1/4" NPT	90 (6.2)	2.2 (1.0)	6-1/8 (156)	1-3/4 (45)
53812	.7 (522)	20,000	79 dB(A)	Rear	38 (1,076)	1/4" NPT	90 (6.2)	2.3 (1.04)	7-1/4 (184)	1-3/4 (45)

Tune-Up Kit: No. 98623 (page 267)

# .7 hp Extension Die Grinder

Steel Housing, Straight-Line, Rear Exhaust



**COLLET INSERTS**  
PAGE 51

**DYNAJET**  
PAGE 224

*Steel Housing for Increased Durability!*

## Model 53781 Rear Exhaust

- 20,000 RPM. Includes 1/4" and 6 mm collets.
- Extension model allows operator to extend into work pieces that require a longer reach.
- Designed for two-hand use with minimal vibration.
- Rubber Grip Housing reduces vibration and cold air transmission to operator.
- Safety-lock lever standard on all models.



Model 53781

6"

**FOR USE WITH**  
Carbide Burrs, Rotary Files,  
Mounted Points and Discs  
*SEE PAGE 251*



Model Number	Motor hp (W)	Motor RPM	Sound Level	Exhaust	Maximum Air Flow SCFM (L/Min)	Air Inlet Thread	Air Pressure PSIG (Bar)	Weight Pound (kg)	Length Inch (mm)	Height Inch (mm)
53781	.7 (522)	20,000	80 dB(A)	Rear	39 (1,104)	1/4" NPT	90 (6.2)	4 (1.8)	13.6 (346)	1.7 (45)

Tune-Up Kit: No. 96680 (page 267)

# .7 hp Die Grinders

## Composite & Steel Housings, Right Angle, Rear Exhaust

COLLET INSERTS  
PAGE 51DYNASWIVEL®  
PAGE 223

*Dynabrade's NEW .7 hp (522 W) Die Grinders offer rapid material removal, deburring, finishing and polishing. These top-quality tools will provide countless solutions to manufacturing and fabrication industries, foundries, die shops, welding operations, nuclear facilities, shipyards and more!*

FOR USE WITH  
Carbide Burrs, Rotary Files,  
Mounted Points and Discs  
SEE PAGE 251

### Composite Housing Models

- All models include 1/4" and 6 mm Collet Insert.
- Offered in standard and extended tool body lengths.
- Thermal-insulated handle reduces cold air transmission to operator.
- Tools include lightweight aluminum head.
- Safety-lock throttle lever prevents accidental startup of tool.

#### Model 54343

**12,000 RPM**

#### Model 54347

**12,000 RPM, Extended**

- Allows additional reach of 3-3/8" (86 mm)!

#### Model 54359

**18,000 RPM**

#### Model 54363

**18,000 RPM, Extended**

- Allows additional reach of 3-3/8" (86 mm)!



DIE GRINDERS

Model Number	Motor hp (W)	Motor RPM	Sound Level	Maximum Air Flow SCFM (L/Min)	Collets Included	Air Inlet Thread	Hose I.D. Size Inch (mm)	Weight Pound (kg)	Length Inch (mm)	Height Inch (mm)
54343	.7 (522)	12,000	80 dB(A)	38 (1,076)	1/4" & 6 mm	1/4" NPT	3/8 (10)	2.2 (1)	7-7/8 (200)	2-7/8 (73)
54347	.7 (522)	12,000	80 dB(A)	40 (1,133)	1/4" & 6 mm	1/4" NPT	3/8 (10)	3 (1.4)	11-1/4 (287)	2-7/8 (73)
54359	.7 (522)	18,000	79 dB(A)	41 (1,161)	1/4" & 6 mm	1/4" NPT	3/8 (10)	2.2 (1)	7-7/8 (200)	2-7/8 (73)
54363	.7 (522)	18,000	80 dB(A)	41 (1,161)	1/4" & 6 mm	1/4" NPT	3/8 (10)	3 (1.4)	11-1/4 (287)	2-7/8 (73)

**Tune-Up Kit: No. 96680; Model 54363 – No. 98623** (page 267) • Additional Specifications: Air Pressure 90 PSIG (6.2 Bar)

### Steel Housing Models

- All models include 1/4" and 6 mm Collet Insert.
- Rugged steel housing and head for increased durability in abusive environments.
- Offered in standard and extended tool body lengths.
- Rubber grip housing reduces cold air transmission to operator.
- Safety-lock throttle lever prevents accidental startup of tool.

#### Model 54369

**12,000 RPM**

#### Model 54374

**12,000 RPM, Extended**

- Allows additional reach of 3-3/8" (86 mm)!

#### Model 54387

**18,000 RPM**

#### Model 54391

**18,000 RPM, Extended**

- Allows additional reach of 3-3/8" (86 mm)!



Model Number	Motor hp (W)	Motor RPM	Sound Level	Maximum Air Flow SCFM (L/Min)	Collets Included	Air Inlet Thread	Hose I.D. Size Inch (mm)	Weight Pound (kg)	Length Inch (mm)	Height Inch (mm)
54369	.7 (522)	12,000	77 dB(A)	39 (1,104)	1/4" & 6 mm	1/4" NPT	3/8 (10)	3 (1.4)	8 (203)	2-7/8 (73)
54374	.7 (522)	12,000	79 dB(A)	40 (1,133)	1/4" & 6 mm	1/4" NPT	3/8 (10)	3.8 (1.7)	11-3/8 (289)	2-7/8 (73)
54387	.7 (522)	18,000	80 dB(A)	41 (1,161)	1/4" & 6 mm	1/4" NPT	3/8 (10)	3 (1.4)	8 (203)	2-7/8 (73)
54391	.7 (522)	18,000	77 dB(A)	41 (1,161)	1/4" & 6 mm	1/4" NPT	3/8 (10)	3.8 (1.7)	11-3/8 (289)	2-7/8 (73)

**Tune-Up Kit: No. 98623** (page 267) • Additional Specifications: Air Pressure 90 PSIG (6.2 Bar)

# .7 hp Die Grinders

## 7° Offset, Gearless



**COLLET INSERTS**  
PAGE 51

**COUPLER/PLUG**  
PAGE 228

**DYNASWIVEL®**  
PAGE 223

**ACCESSORIES**  
PAGE 222

### High-Quality Air-Powered Die Grinders

#### Short Shank, Front Exhaust Models

- Gearless for reduced maintenance and downtime.

#### Model 52289

**18,000 RPM,  
1/4" & 6 mm Collets**

#### Model 52290

**20,000 RPM  
1/4" & 6 mm Collets**



Model  
52289



**FOR USE WITH**  
Carbide Burrs, Rotary Files,  
Mounted Points and Discs  
**SEE PAGE 251**

Model Number	Motor hp (W)	Motor RPM	Sound Level	Maximum Air Flow SCFM (L/Min)	Hose I.D. Size Inch (mm)	Air Inlet Thread	Tool Thread	Weight Pound (kg)	Length Inch (mm)	Height Inch (mm)
52289	.7 (522)	18,000	87 dB(A)	35 (991)	3/8 (10)	1/4" NPT	3/8"-24 Male	1.7 (0.8)	6 (152)	5-1/8 (130)
52290	.7 (522)	20,000	84 dB(A)	36 (1,020)	3/8 (10)	1/4" NPT	3/8"-24 Male	1.7 (0.8)	6 (152)	5-1/8 (130)

**Tune-Up Kit: No. 96045** (page 267) • Additional Specifications: Air Pressure 90 PSIG (6.2 Bar)

#### Short Shank, Rear Exhaust Models

- Gearless for reduced maintenance and downtime.
- Extended rear exhaust muffler design ensures lowest sound level.

#### Model 52292

**15,000 RPM,  
1/4" & 6 mm Collets**

#### Model 52293

**18,000 RPM,  
1/4" & 6 mm Collets**

#### Model 52294

**20,000 RPM,  
1/4" & 6 mm Collets**

#### Model 52297

**20,000 RPM, 1/4" & 6 mm  
Collets, with Side Handle**



Model  
52293



**See page 70  
for Vacuum  
Models!**

Model Number	Motor hp (W)	Motor RPM	Sound Level	Maximum Air Flow SCFM (L/Min)	Hose I.D. Size Inch (mm)	Air Inlet Thread	Air Pressure PSIG (Bar)	Weight Pound (kg)	Length Inch (mm)	Height Inch (mm)
52292	.7 (522)	15,000	78 dB(A)	34 (963)	3/8 (10)	1/4" NPT	90 (6.2)	2.3 (1.0)	8-1/8 (206)	5-1/2 (140)
52293	.7 (522)	18,000	77 dB(A)	34 (963)	3/8 (10)	1/4" NPT	90 (6.2)	2.3 (1.0)	8-1/8 (206)	5-1/2 (140)
52294	.7 (522)	20,000	74 dB(A)	37 (1,048)	3/8 (10)	1/4" NPT	90 (6.2)	2.3 (1.0)	8-1/8 (206)	5-1/2 (140)
52297	.7 (522)	20,000	74 dB(A)	37 (1,048)	3/8 (10)	1/4" NPT	90 (6.2)	2.3 (1.0)	8-1/8 (206)	5-1/2 (140)


**Tune-Up Kit: No. 96045** (page 267)

#### Long Shank, Front Exhaust Models

- Gearless for reduced maintenance and downtime.

#### Model 52242

**20,000 RPM, 1/4" & 6 mm Collets**



Dynaswivel® air line connector is ideal for use with most air tools. It improves tool maneuverability, minimizes operator fatigue and extends hose life. (See page 223.)



Model  
52242



Model Number	Motor hp (W)	Motor RPM	Sound Level	Maximum Air Flow SCFM (L/Min)	Hose I.D. Size Inch (mm)	Air Inlet Thread	Tool Thread	Weight Pound (kg)	Length Inch (mm)	Height Inch (mm)
52242	.7 (522)	20,000	80 dB(A)	28 (793)	3/8 (10)	1/4" NPT	3/8"-24 Male	1.7 (0.8)	6 (152)	5-1/2 (140)

**Tune-Up Kit: No. 96045** (page 267) • Additional Specifications: Air Pressure 90 PSIG (6.2 Bar)



# 1 hp Die Grinders

## Straight-Line, Rear Exhaust

COLLET INSERTS  
PAGE 51DYNAJET  
PAGE 224COUPLER/PLUG  
PAGE 228ACCESSORIES  
PAGE 222

### High-Quality Air-Powered Die Grinders

#### Planetary Geared Models

- Governor-controlled to maintain RPM under heavy load and deliver optimal power.
- Safety-lock lever is standard on all models.
- Lightweight thermal-insulated housing reduces cold air transmission and vibration to operator.

#### Model 52660

950 RPM, 1/4" & 6 mm Collets

#### Model 52662

3,400 RPM, 1/4" & 6 mm Collets

#### Model 52663

4,500 RPM, 1/4" & 6 mm Collets

Model  
52660

Model Number	Motor hp (W)	Motor RPM	Sound Level	Maximum Air Flow SCFM (L/Min)	Hose I.D. Size Inch (mm)	Air Inlet Thread	Air Pressure PSIG (Bar)	Weight Pound (kg)	Length Inch (mm)	Height Inch (mm)
52660	1 (744)	950	79 dB(A)	43 (1,218)	3/8 (10)	3/8" NPT	90 (6.2)	3.6 (1.6)	13-3/4 (384)	1-7/8 (48)
52662	1 (744)	3,400	78 dB(A)	43 (1,218)	3/8 (10)	3/8" NPT	90 (6.2)	3.1 (1.4)	12-1/2 (317)	1-7/8 (48)
52663	1 (744)	4,500	78 dB(A)	41 (1,161)	3/8 (10)	3/8" NPT	90 (6.2)	3.1 (1.4)	12-1/2 (317)	1-7/8 (48)

Tune-Up Kit: No. 96532 (page 267)

#### Gearless Models

- Gearless for reduced maintenance and downtime.
- Governor-controlled to maintain RPM under heavy load and deliver optimal power.
- Safety-lock lever is standard on all models.
- Lightweight thermal-insulated housing reduces cold air transmission and vibration to operator.

#### Model 52665

9,000 RPM, 1/4" & 6 mm Collets

#### Model 52666

12,000 RPM, 1/4" & 6 mm Collets

#### Model 52667

15,000 RPM, 1/4" & 6 mm Collets

#### Model 52668

18,000 RPM, 1/4" & 6 mm Collets

#### Model 52669

20,000 RPM, 1/4" & 6 mm Collets

Model  
52669

Use a carbide burr to easily blend weld seams.



Gearless

See page 70 for  
Vacuum Models!



Optional 53621 Overhose Assembly may be used to further reduce noise levels by as much as 5 dB(A). Overhose redirects exhaust away from operator and workpiece. Air line sold separately. (See page 247.)



Model Number	Motor hp (W)	Motor RPM	Sound Level	Maximum Air Flow SCFM (L/Min)	Hose I.D. Size Inch (mm)	Air Inlet Thread	Air Pressure PSIG (Bar)	Weight Pound (kg)	Length Inch (mm)	Height Inch (mm)
52665	1 (744)	9,000	80 dB(A)	36 (1,020)	3/8 (10)	3/8" NPT	90 (6.2)	2.1 (1.0)	10 (254)	1-7/8 (48)
52666	1 (744)	12,000	81 dB(A)	38 (1,076)	3/8 (10)	3/8" NPT	90 (6.2)	2.1 (1.0)	10 (254)	1-7/8 (48)
52667	1 (744)	15,000	77 dB(A)	39 (1,104)	3/8 (10)	3/8" NPT	90 (6.2)	2.1 (1.0)	10 (254)	1-7/8 (48)
52668	1 (744)	18,000	78 dB(A)	40 (1,133)	3/8 (10)	3/8" NPT	90 (6.2)	2.1 (1.0)	8-3/4 (221)	1-7/8 (48)
52669	1 (744)	20,000	79 dB(A)	44 (1,256)	3/8 (10)	3/8" NPT	90 (6.2)	2.1 (1.0)	8-3/4 (221)	1-7/8 (48)

Tune-Up Kit: No. 96532 (page 267)

# 1 hp Die Grinders

**Straight-Line, 6" Extension, Rear Exhaust**



**COLLET INSERTS**  
PAGE 51

**COUPLER/PLUG**  
PAGE 228

**DYNASWIVEL®**  
PAGE 223

**ACCESSORIES**  
PAGE 222

## High-Quality Air-Powered Die Grinders

### Planetary Geared Models


- Governor-controlled to maintain RPM under heavy load and deliver optimal power.
- Safety-lock lever is standard on all models.

#### Model 52672

**3,400 RPM, 1/4" & 6 mm Collets**


#### Model 52673

**4,500 RPM, 1/4" & 6 mm Collets**



Model 52672

**FOR USE WITH**  
Carbide Burrs, Rotary Files,  
Mounted Points and Discs  
**SEE PAGE 251**



Motor Tune-Up Kits will extend the life of an air tool when used with a preventative maintenance schedule.

**93350 Carbide Burr Kit includes 8 Burrs (1/4"). See page 251.**



Model Number	Motor hp (W)	Motor RPM	Sound Level	Maximum Air Flow SCFM (L/Min)	Hose I.D. Size Inch (mm)	Air Inlet Thread	Air Pressure PSIG (Bar)	Weight Pound (kg)	Length Inch (mm)	Height Inch (mm)
52672	1 (744)	3,400	78 dB(A)	44 (1,256)	3/8 (10)	3/8" NPT	90 (6.2)	4.1 (1.9)	16-5/8 (423)	1-7/8 (48)
52673	1 (744)	4,500	78 dB(A)	44 (1,256)	3/8 (10)	3/8" NPT	90 (6.2)	4.1 (1.9)	16-5/8 (423)	1-7/8 (48)

Tune-Up Kit: No. 96532 (page 267)

### Gearless Models

- Gearless for reduced maintenance and downtime.
- Governor-controlled to maintain RPM under heavy load and deliver optimal power.
- Safety-lock lever is standard on all models.

#### Model 52675

**9,000 RPM, 1/4" & 6 mm Collets**

#### Model 52676

**12,000 RPM, 1/4" & 6 mm Collets**

#### Model 52677

**15,000 RPM, 1/4" & 6 mm Collets**

#### Model 52678

**18,000 RPM, 1/4" & 6 mm Collets**

#### Model 52679


**20,000 RPM, 1/4" & 6 mm Collets**



Model 52678



**Gearless**



The use of a Filter-Regulator-Lubricator will increase tool performance, extend tool life and lessen repair costs. (See page 224.)



Model Number	Motor hp (W)	Motor RPM	Sound Level	Maximum Air Flow SCFM (L/Min)	Hose I.D. Size Inch (mm)	Air Inlet Thread	Air Pressure PSIG (Bar)	Weight Pound (kg)	Length Inch (mm)	Height Inch (mm)
52675	1 (744)	9,000	80 dB(A)	36 (1,020)	3/8 (10)	3/8" NPT	90 (6.2)	3.2 (1.5)	14-1/4 (359)	1-7/8 (48)
52676	1 (744)	12,000	81 dB(A)	38 (1,076)	3/8 (10)	3/8" NPT	90 (6.2)	3.2 (1.5)	14-1/4 (359)	1-7/8 (48)
52677	1 (744)	15,000	77 dB(A)	39 (1,104)	3/8 (10)	3/8" NPT	90 (6.2)	3.3 (1.5)	15-3/8 (390)	1-7/8 (48)
52678	1 (744)	18,000	76 dB(A)	40 (1,133)	3/8 (10)	3/8" NPT	90 (6.2)	3.3 (1.5)	15-3/8 (390)	1-7/8 (48)
52679	1 (744)	20,000	78 dB(A)	44 (1,256)	3/8 (10)	3/8" NPT	90 (6.2)	3.3 (1.5)	15-3/8 (390)	1-7/8 (48)

Tune-Up Kit: No. 96532 (page 267)

# Vacuum Die Grinders

.4 hp • Connect to Central Vacuum System



COLLET INSERTS  
PAGE 51

DYNAJET  
PAGE 224

## Rapid Material Removal with Source Capture

- .4 hp (298 W) Vacuum Die Grinders are utilized for rapid material removal, precise finishing, polishing, deburring, and removal of parting lines and flash.
- For use on **non-metallic materials**, such as fiberglass and composites.
- Each model includes urethane Vacuum Shroud for efficient capture of dust, debris and contaminants such as Hexavalent Chromium.
- Also includes Vacuum Sleeve, which can be easily trimmed to accommodate the length of the accessory. Sleeve can be trimmed horizontally or vertically, and is also removable.

FOR USE WITH  
Carbide Burrs, Rotary Files,  
Mounted Points and Discs  
SEE PAGE 251

### Right Angle Models

#### Model 56715

12,000 RPM,  
1/4" & 6 mm Collets

#### Model 56719

20,000 RPM,  
1/4" & 6 mm Collets

Models 56715 & 56719 include  
95848 Gear Oil and  
95541 Gear Oil Gun.  
Simple lubrication  
extends gear life.



Model  
56715



Model  
56723

All models includes  
Conductive Hose &  
Cuffs, to shield operator  
from electrostatic  
discharge (ESD).

Vacuum Sleeve can be trimmed, horizontally  
or vertically, to accommodate accessory or  
workpiece! (Also removable.)

### 7° Offset Models

#### Model 56727

5,000 RPM, 1/4" & 6 mm Collets

- Planetary geared.

#### Model 56723

25,000 RPM, 1/4" & 6 mm Collets

- Gearless design.

### Straight-Line Models

#### Model 56751

5,000 RPM, 1/4" & 6 mm Collets

- Planetary geared.

#### Model 56755

25,000 RPM, 1/4" & 6 mm Collets

- Gearless design.

Model  
56751



1-1/4"  
Dia. Port

Model Number	Motor hp (W)	Motor RPM	Sound Level	Maximum Air Flow SCFM (L/Min)	Collet Size	Air Inlet Thread	Air Hose I.D. Inch (mm)	Weight Pound (kg)	Length Inch (mm)	Height Inch (mm)
56715	.4 (298)	12,000	81 dB(A)	21 (595)	1/4" / 6 mm	1/4" NPT	1/4 (6)	1.6 (.7)	8.9 (227)	4.9 (125)
56719	.4 (298)	20,000	82 dB(A)	21 (595)	1/4" / 6 mm	1/4" NPT	1/4 (6)	1.6 (.7)	8.9 (227)	4.9 (125)
56723	.4 (298)	25,000	74 dB(A)	24 (680)	1/4" / 6 mm	1/4" NPT	1/4 (6)	1.6 (.7)	9.7 (247)	5.9 (150)
56727	.4 (298)	5,000	79 dB(A)	25 (708)	1/4" / 6 mm	1/4" NPT	1/4 (6)	2.3 (1.0)	10 (254)	8.3 (212)
56751	.4 (298)	5,000	81 dB(A)	25 (708)	1/4" / 6 mm	1/4" NPT	1/4 (6)	2.1 (.9)	13.3 (338)	4.6 (117)
56755	.4 (298)	25,000	80 dB(A)	21 (595)	1/4" / 6 mm	1/4" NPT	1/4 (6)	1.4 (.6)	10.6 (268)	4.6 (117)

Tune-Up Kit: Right Angle: No. 96179; 56727: No. 96174; 56751: No. 96173; 56723, 56755: No. 96049 (page 267)

Additional Specifications: Air Pressure 90 PSIG (6.2 Bar)



# Vacuum Die Grinders

.7 hp & 1 hp • Connect to Central Vacuum System



COLLET INSERTS  
PAGE 51

DYNAJET  
PAGE 224

## Rapid Material Removal with Source Capture

- .7 hp (522 W) and 1 hp (744 W) Vacuum Die Grinders are utilized for rapid material removal, precise finishing, polishing, deburring, and removal of parting lines and flash.
- For use on **non-metallic materials**, such as fiberglass, carbon fiber, and composites.
- Each model includes urethane Vacuum Shroud for efficient capture of dust, debris, and contaminants such as Hexavalent Chromium.
- Also includes Vacuum Sleeve, which can be easily trimmed to accommodate the length of the accessory. Sleeve can be trimmed horizontally or vertically, and is also removable.



Model 56759



### Straight-Line Model, .7 hp

#### Model 56759

15,000 RPM, 1/4" & 6 mm Collets

### 7° Offset Model, .7 hp

#### Model 56739

18,000 RPM,  
1/4" & 6 mm Collets

Model 56739



Vacuum Sleeve can be trimmed, horizontally or vertically, to accommodate accessory or workpiece! (Also removable.)



### Straight-Line Models, 1 hp

#### Model 56743

12,000 RPM, 1/4" & 6 mm Collets

#### Model 56747

20,000 RPM, 1/4" & 6 mm Collets



All models includes Conductive Hose & Cuffs, to shield operator from electrostatic discharge (ESD).

Model Number	Motor hp (W)	Motor RPM	Sound Level	Maximum Air Flow SCFM (L/Min)	Collet Size	Air Inlet Thread	Air Hose I.D. Inch (mm)	Weight Pound (kg)	Length Inch (mm)	Height Inch (mm)
56739	.7 (522)	18,000	81 dB(A)	32 (906)	1/4" / 6 mm	1/4" NPT	1/4 (6)	2.5 (1.1)	10 (254)	8.1 (206)
56759	.7 (522)	15,000	82 dB(A)	35 (850)	1/4" / 6 mm	1/4" NPT	1/4 (6)	2.6 (1.2)	13.9 (353)	4.6 (118)
56743	1 (744)	12,000	77 dB(A)	38 (1,085)	1/4" / 6 mm	1/4" NPT	1/4 (6)	2.8 (1.3)	14.3 (363)	4.6 (118)
56747	1 (744)	20,000	83 dB(A)	41 (1,161)	1/4" / 6 mm	3/8" NPT	1/4 (6)	2.8 (1.3)	14.3 (363)	4.6 (118)

Tune-Up Kit: 56759: No. 96529; 56739: No. 96045; 56743, 56747: No. 96532 (page 267) • Additional Specifications: Air Pressure 90 PSIG (6.2 Bar)



# **DYNABRADE**


## ***DISC SANDERS***

### **Non-Vacuum Models**

2" Dia. Disc Sanders .....	72
3" Dia. Disc Sanders .....	74
3" - 4" Dia. Disc Sanders .....	75
4" - 5" Dia. Disc Sanders .....	76
4", 4-1/2" Dia. Disc Sanders .....	78
4-1/2" - 5" Dia. Disc Sanders .....	79
5", 7" Dia. Disc Sanders .....	80
7" Dia. Disc Sanders .....	81
Right Angle Wet Sander .....	83

### **Vacuum Models**

2" Dia. Vacuum Disc Sanders.....	85
3" Dia. Vacuum Disc Sanders.....	87
5" Dia. Vacuum Disc Sanders.....	89
7" Dia. Vacuum Disc Sander .....	90
<i>Systems &amp; Solutions</i> .....	91





# 2" Dia. Disc Sanders

## .33 hp and .4 hp Models



DISC PADS  
PAGE 242

ACCESSORIES  
PAGE 222

### High-Quality Air-Powered Disc Sanders

FOR ABRASIVE DISCS  
2" (51 mm) diameter  
SEE PAGE 279

#### Right Angle, .33 hp, Gearless, Rear Exhaust

##### Model 52590 18,000 RPM

- Includes 51345 Locking-Type Pad (2" diameter).
- Also accepts 3" diameter disc pads, sold separately.
- Features standard muffler for more compact design.
- Tool combines top efficiency with great value.



Model  
52590



Gearless

Important: Speed of tool must not exceed maximum operating speed of accessory.

Model Number	Motor hp (W)	Motor RPM	Sound Level	Maximum Air Flow SCFM (L/Min)	Hose I.D. Size Inch (mm)	Air Inlet Thread	Tool Thread	Weight Pound (kg)	Length Inch (mm)	Height Inch (mm)
52590	.33 (246)	15,000	77 dB(A)	20 (567)	1/4 (6)	1/4" NPT	3/8"-24 Female	1.9 (0.9)	4-1/2 (114)	3-7/8 (98)

Tune-Up Kit: No. 96505 (page 267) • Additional Specifications: Air Pressure 90 PSIG (6.2 Bar)


#### Angle-Head, .4 hp, Rear Exhaust

##### Model 49410 3,200 RPM

- Tool has 1/4"-28 female thread. Comes mounted with 54021 Adapter for pads with 1/4"-20 female thread.
- Includes 50107 Pad (2" diameter) for PSA (adhesive backed) abrasive discs.
- Governor-controlled motor maintains speed under load.
- Extended rear exhaust muffler; safety-lock lever included.
- Optional 54030 Rotary Sanding Head permits locking-type male thread pad to be mounted.
- Optional 54585 Side Handle available.



Model  
49410



The use of a Filter-Regulator-Lubricator will increase tool performance, extend tool life and lessen repair costs. (See page 224.)



Model Number	Motor hp (W)	Motor RPM	Sound Level	Maximum Air Flow SCFM (L/Min)	Hose I.D. Size Inch (mm)	Air Inlet Thread	Tool Thread	Weight Pound (kg)	Length Inch (mm)	Height Inch (mm)
49410	.4 (298)	3,200	78 dB(A)	26 (736)	1/4 (6)	1/4" NPT	1/4"-28 Female	1.9 (0.9)	12.5 (319)	2.6 (65)

Tune-Up Kit: No. 96541 (page 267) • Additional Specifications: Air Pressure 90 PSIG (6.2 Bar)

#### 7° Offset, .4 hp, Rear Exhaust

- Includes 51344 Locking-Type Pad (2" diameter).
- Handle is offset 7° for greater operator comfort and control.
- Gearless for reduced maintenance and down-time.

##### Model 48500 25,000 RPM

- Extended muffler design.

##### Model 48503 25,000 RPM

- Features **standard muffler** for more compact design.



Model  
48503



Gearless

See page 85 for  
VACUUM Models!

Important: Speed of tool must not exceed maximum operating speed of accessory.

Model Number	Motor hp (W)	Motor RPM	Sound Level	Maximum Air Flow SCFM (L/Min)	Hose I.D. Size Inch (mm)	Air Inlet Thread	Tool Thread	Weight Pound (kg)	Length Inch (mm)	Height Inch (mm)
48500	.4 (298)	25,000	73 dB(A)	23 (650)	1/4 (6)	1/4" NPT	1/4"-20 Male	1.3 (0.6)	8.7 (222)	3.9 (98)
48503	.4 (298)	25,000	73 dB(A)	23 (650)	1/4 (6)	1/4" NPT	1/4"-20 Male	1.1 (.5)	7.2 (183)	3.9 (98)

Tune-Up Kit: No. 96541 (page 267) • Additional Specifications: Air Pressure 90 PSIG (6.2 Bar)



# 2" Dia. Disc Sanders

## .4 hp and .5 hp Models



DISC PADS  
PAGE 242

ACCESSORIES  
PAGE 222

### High-Quality Air-Powered Disc Sanders


#### Right Angle, .4 hp, Front Exhaust

- Includes 51344 Locking-Type Pad (2" diameter).
- Also accepts 3" diameter pads, sold separately.
- Governor-controlled motor maintains speed under load.

**Model 47820** 12,000 RPM

**Model 47821** 15,000 RPM

**Model 47822** 20,000 RPM



Motor Tune-Up Kits will extend the life of an air tool when used with a preventative maintenance schedule.

FOR ABRASIVE DISCS  
2" (51 mm) and  
3" (76 mm) diameters  
SEE PAGE 279

Model Number	Motor hp (W)	Motor RPM	Sound Level	Maximum Air Flow SCFM (L/Min)	Hose I.D. Size Inch (mm)	Air Inlet Thread	Tool Thread	Weight Pound (kg)	Length Inch (mm)	Height Inch (mm)
47820	.4 (298)	12,000	85 dB(A)	25 (708)	1/4 (6)	1/4" NPT	1/4"-20 Male	1.1 (0.5)	4.4 (111)	3.5 (89)
47821	.4 (298)	15,000	85 dB(A)	25 (708)	1/4 (6)	1/4" NPT	1/4"-20 Male	1.1 (0.5)	4.4 (111)	3.5 (89)
47822	.4 (298)	20,000	84 dB(A)	25 (708)	1/4 (6)	1/4" NPT	1/4"-20 Male	1.1 (0.5)	4.4 (111)	3.5 (89)

Tune-Up Kit: No. 96541 (page 267) • Additional Specifications: Air Pressure 90 PSIG (6.2 Bar)

#### Right Angle, .4 hp, Rear Exhaust

- Includes 51344 Locking-Type Pad (2" diameter).
- Also accepts 3" diameter pads, sold separately.
- Governor-controlled motor maintains speed under load.

**Model 48520**  
12,000 RPM, Extended Muffler

**Model 48521**  
15,000 RPM, Extended Muffler

**Model 48522**  
20,000 RPM, Extended Muffler

**Model 48540**  
12,000 RPM, Standard Muffler

**Model 48541**  
15,000 RPM, Standard Muffler

**Model 48542**  
20,000 RPM, Standard Muffler



See page 86 for  
VACUUM Models!

Model Number	Motor hp (W)	Motor RPM	Sound Level	Maximum Air Flow SCFM (L/Min)	Hose I.D. Size Inch (mm)	Air Inlet Thread	Tool Thread	Weight Pound (kg)	Length Inch (mm)	Height Inch (mm)
48520	.4 (298)	12,000	76 dB(A)	27 (765)	1/4 (6)	1/4" NPT	1/4"-20 Male	1.3 (0.6)	8.2 (208)	3.5 (89)
48521	.4 (298)	15,000	79 dB(A)	27 (765)	1/4 (6)	1/4" NPT	1/4"-20 Male	1.3 (0.6)	8.2 (208)	3.5 (89)
48522	.4 (298)	20,000	78 dB(A)	27 (765)	1/4 (6)	1/4" NPT	1/4"-20 Male	1.3 (0.6)	8.2 (208)	3.5 (89)
48540	.4 (298)	12,000	81 dB(A)	27 (765)	1/4 (6)	1/4" NPT	1/4"-20 Male	1.1 (0.5)	4.9 (124)	3.5 (89)
48541	.4 (298)	15,000	83 dB(A)	27 (765)	1/4 (6)	1/4" NPT	1/4"-20 Male	1.1 (0.5)	4.9 (124)	3.5 (89)
48542	.4 (298)	20,000	81 dB(A)	27 (765)	1/4 (6)	1/4" NPT	1/4"-20 Male	1.1 (0.5)	4.9 (124)	3.5 (89)

Tune-Up Kit: No. 96541 (page 267) • Additional Specifications: Air Pressure 90 PSIG (6.2 Bar)

#### 7° Offset, .5 hp

- All models include 51344 Locking-Type Pad (2" diameter).
- Also accept 3" diameter pads, sold separately.

**Model 52400** 15,000 RPM, Front Exhaust

**Model 52402** 20,000 RPM, Front Exhaust

**Model 52405** 20,000 RPM, Rear Exhaust

- Extended muffler design.



Model Number	Motor hp (W)	Motor RPM	Sound Level	Maximum Air Flow SCFM (L/Min)	Hose I.D. Size Inch (mm)	Air Inlet Thread	Tool Thread	Weight Pound (kg)	Length Inch (mm)	Height Inch (mm)
52400	.5 (373)	15,000	77 dB(A)	26 (736)	3/8 (10)	1/4" NPT	1/4"-20 Male	1.7 (0.8)	6 (152)	5-1/2 (140)
52402	.5 (373)	20,000	79 dB(A)	28 (793)	3/8 (10)	1/4" NPT	1/4"-20 Male	1.7 (0.8)	6 (152)	5-1/2 (140)
52405	.5 (373)	20,000	76 dB(A)	25 (793)	3/8 (10)	1/4" NPT	1/4"-20 Male	2.3 (1.0)	8-1/8 (206)	5-1/2 (140)

Tune-Up Kit: No. 96044 (page 267) • Additional Specifications: Air Pressure 90 PSIG (6.2 Bar)

# 3" Dia. Disc Sanders

.4 hp, .55 hp and .7 hp Models



DISC PADS  
PAGE 242

ACCESSORIES  
PAGE 222

## High-Quality Air-Powered Disc Sanders

### Right Angle, .4 hp, Rear Exhaust

- Includes 51346 Locking-Type Pad (3" diameter).
- Extended muffler design.

**Model 48530** 12,000 RPM

**Model 48531** 15,000 RPM

**Model 48532** 20,000 RPM

See page 87-88 for  
VACUUM Models!



FOR ABRASIVE DISCS  
3" (76 mm) diameter  
SEE PAGE 279



Model Number	Motor hp (W)	Motor RPM	Sound Level	Maximum Air Flow SCFM (L/Min)	Hose I.D. Size Inch (mm)	Air Inlet Thread	Tool Thread	Weight Pound (kg)	Length Inch (mm)	Height Inch (mm)
48530	.4 (298)	12,000	81 dB(A)	21 (595)	1/4 (6)	1/4" NPT	1/4"-20 Male	1.2 (0.5)	7-3/8 (187)	3-1/8 (79)
48531	.4 (298)	15,000	80 dB(A)	21 (595)	1/4 (6)	1/4" NPT	1/4"-20 Male	1.2 (0.5)	7-3/8 (187)	3-1/8 (79)
48532	.4 (298)	20,000	83 dB(A)	21 (595)	1/4 (6)	1/4" NPT	1/4"-20 Male	1.2 (0.5)	7-3/8 (187)	3-1/8 (79)

**Tune-Up Kit: No. 96541** (page 267) • Additional Specifications: Air Pressure 90 PSIG (6.2 Bar)

### Right Angle, .55 hp, Gearless, Rear Exhaust

- Includes 51347 Locking-Type Pad (3" diameter).
- Removable side handle.
- Optional safety-lock lever available.
- Tool combines top efficiency with great value.

**Model 52557** 15,000 RPM, Extended Muffler

**Model 52558** 15,000 RPM, Standard Muffler



Model Number	Motor hp (W)	Motor RPM	Sound Level	Maximum Air Flow SCFM (L/Min)	Hose I.D. Size Inch (mm)	Air Inlet Thread	Tool Thread	Weight Pound (kg)	Length Inch (mm)	Height Inch (mm)
52557	.55 (410)	15,000	75 dB(A)	33 (934)	3/8 (10)	1/4" NPT	3/8"-24 Male	1.9 (0.8)	6 (152)	3-7/8 (98)
52558	.55 (410)	15,000	84 dB(A)	33 (934)	3/8 (10)	1/4" NPT	3/8"-24 Male	1.9 (0.8)	4-1/2 (114)	3-7/8 (98)

**Tune-Up Kit: No. 96522** (page 267) • Additional Specifications: Air Pressure 90 PSIG (6.2 Bar)

### 7° Offset, .7 hp, Gearless

- Includes 51347 Locking-Type Pad (3" diameter).
- Removable side handle.

**Model 52410** 15,000 RPM, Front Exhaust

**Model 52412** 20,000 RPM, Front Exhaust

**Model 52413** 15,000 RPM, Rear Exhaust

**Model 52415** 20,000 RPM, Rear Exhaust

- Extended muffler design (52413 and 52415 only).



Model Number	Motor hp (W)	Motor RPM	Sound Level	Maximum Air Flow SCFM (L/Min)	Hose I.D. Size Inch (mm)	Air Inlet Thread	Tool Thread	Weight Pound (kg)	Length Inch (mm)	Height Inch (mm)
52410	.7 (522)	15,000	92 dB(A)	32 (906)	3/8 (10)	1/4" NPT	3/8"-24 Male	2.0 (0.9)	6 (152)	5-1/2 (140)
52412	.7 (522)	20,000	90 dB(A)	36 (1,019)	3/8 (10)	1/4" NPT	3/8"-24 Male	2.0 (0.9)	6 (152)	5-1/2 (140)
52413	.7 (522)	15,000	74 dB(A)	32 (906)	3/8 (10)	1/4" NPT	3/8"-24 Male	2.3 (1.0)	8-1/8 (206)	5-1/2 (140)
52415	.7 (522)	20,000	74 dB(A)	35 (991)	3/8 (10)	1/4" NPT	3/8"-24 Male	2.3 (1.0)	8-1/8 (206)	5-1/2 (140)

**Tune-Up Kit: No. 96045** (page 267) • Additional Specifications: Air Pressure 90 PSIG (6.2 Bar)

# 3" - 4" Dia. Disc Sanders

## .7 hp, Right Angle Models, Rear Exhaust



DISC PADS  
PAGE 242

ACCESSORIES  
PAGE 222

*Ideal for quick weld removal, metal beveling in weld preparation, deburring and deflashing, surface conditioning and paint removal. Ergonomic tools accept locking-type abrasive discs (coated and non-woven nylon).*

FOR ABRASIVE DISCS  
3" (76 mm) and  
4" (102 mm) diameters  
SEE PAGE 279

### Composite Housing Models

- Offered in standard and extended tool body lengths.
- Thermal-insulated handle reduces cold air transmission to operator.
- Tools include lightweight aluminum head.
- Safety-lock throttle lever prevents accidental startup of tool.

#### Model 54400

**18,000 RPM, 3" Dia.**

- Includes 51347 medium density locking-type backup pad, 3" (76 mm) dia.

#### Model 54403

**18,000 RPM, 3" Dia., Extended**

- Allows additional reach of 3-3/8" (86 mm)!
- Includes 51347 medium density locking-type backup pad, 3" (76 mm) dia.

#### Model 54406

**12,000 RPM, 4" Dia.**

- Includes 50192 hard density locking-type backup pad, 4" (102 mm) dia.

#### Model 54409

**12,000 RPM, 4" Dia., Extended**

- Allows additional reach of 3-3/8" (86 mm)!
- Includes 50192 hard density locking-type backup pad, 4" (102 mm) dia.



Model Number	Motor hp (W)	Motor RPM	Sound Level	Maximum Air Flow SCFM (L/Min)	Pad Diameter Inch (mm)	Tool Housing	Air Inlet Thread	Weight Pound (kg)	Length Inch (mm)	Height Inch (mm)
54400	.7 (522)	18,000	83 dB(A)	41 (1,161)	3 (76)	Composite	1/4" NPT	2.3 (1)	8-1/2 (216)	3-1/2 (89)
54403	.7 (522)	18,000	81 dB(A)	41 (1,161)	3 (76)	Composite	1/4" NPT	3.2 (1.4)	12 (302)	3-1/2 (89)
54406	.7 (522)	12,000	79 dB(A)	40 (1,133)	4 (102)	Composite	1/4" NPT	2.4 (1)	9 (229)	3-9/16 (91)
54409	.7 (522)	12,000	81 dB(A)	40 (1,133)	4 (102)	Composite	1/4" NPT	3.3 (1.4)	12-1/2 (316)	3-9/16 (91)

**Tune-Up Kit: No. 96680** (page 267) • Spindle Thread 3/8"-24 male; Hose I.D. Size 3/8" (10 mm); Air Pressure 90 PSIG (6.2 Bar)

### Steel Housing Models

- Rugged steel housing and head for increased durability in abusive environments.
- Offered in standard and extended tool body lengths.
- Thermal-insulated handle reduces cold air transmission to operator.
- Safety-lock throttle lever prevents accidental starting of tool.

#### Model 54421

**18,000 RPM, 3" Dia.**

- Includes 51347 medium density locking-type backup pad, 3" (76 mm) dia.

#### Model 54424

**18,000 RPM, 3" Dia., Extended**

- Allows additional reach of 3-3/8" (86 mm)!
- Includes 51347 medium density locking-type backup pad, 3" (76 mm) dia.

#### Model 54427

**12,000 RPM, 4" Dia.**

- Includes 50192 hard density locking-type backup pad, 4" (102 mm) dia.

#### Model 54430

**12,000 RPM, 4" Dia., Extended**

- Allows additional reach of 3-3/8" (86 mm)!
- Includes 50192 hard density locking-type backup pad, 4" (102 mm) dia.



Model Number	Motor hp (W)	Motor RPM	Sound Level	Maximum Air Flow SCFM (L/Min)	Pad Diameter Inch (mm)	Tool Housing	Air Inlet Thread	Weight Pound (kg)	Length Inch (mm)	Height Inch (mm)
54421	.7 (522)	18,000	81 dB(A)	41 (1,161)	3 (76)	Steel	1/4" NPT	3.1 (1.4)	8-3/4 (223)	3-1/2 (89)
54424	.7 (522)	18,000	80 dB(A)	41 (1,161)	3 (76)	Steel	1/4" NPT	3.9 (1.8)	12-1/8 (308)	3-1/2 (89)
54427	.7 (522)	12,000	78 dB(A)	40 (1,133)	4 (102)	Steel	1/4" NPT	3.2 (1.4)	9-1/4 (235)	3-9/16 (91)
54430	.7 (522)	12,000	78 dB(A)	40 (1,133)	4 (102)	Steel	1/4" NPT	3.9 (1.8)	12-5/8 (321)	3-9/16 (91)

**Tune-Up Kit: No. 98623** (page 267) • Spindle Thread 3/8"-24 male; Hose I.D. Size 3/8" (10 mm); Air Pressure 90 PSIG (6.2 Bar)



# 4"-5" Dia. Disc Sanders

## 1.3 hp, Right Angle Models



DISC PADS  
PAGE 242

ACCESSORIES  
PAGE 222

*Dynabrade's 1.3 hp (970 W) Right Angle Disc Sanders offer countless material removal solutions to industries such as metal/stainless steel fabrication, composites, masonry, ironwork and general welding. Designed to the Dynabrade standard of excellence, these tools offer a wide array of features to increase efficiency and maximize operator comfort!*

**FOR ABRASIVE DISCS**  
4", 4-1/2" and 5" diameters  
(102 mm, 114 mm, 127 mm)  
SEE PAGES 279-280

### Vibration Dampening Side Handle

Specially designed to reduce vibration transfer to operator. Removable for left or right hand use.

### Rotational Exhaust System

Rotates a full 360° to ensure that exhaust is directed away from operator.

### Safety-Lock Throttle Lever

Prevents accidental start-up of tool. Lever has no sharp edges or "pinch points."

### Cast Aluminum Construction

Tool housing and handle made of solid cast aluminum.

### "Wick Lube" System for Longer Gear Life

Extends gear life with simple lubrication. All models include 95848 Gear Oil and 95541 Gear Oil Gun.



### Insulated Throttle Handle

Reduces cold air transmission to operator's hand. Handle position is adjustable, increasing comfort and efficiency.

### Robust 1.3 hp Air Motor

1.3 hp (970 W) governor-controlled air motor delivers powerful, efficient performance.


### Convenient Spindle Lock

Allows quick and easy change of grinding wheel or abrasive disc. Less downtime!


52634 Disc Sander shown with optional 50281 Rubber Molded Backing Pad (see page 242).



52634 Disc Sander offers efficient material removal on a variety of surfaces.



Dynaswivel® air line connector is ideal for use with most air tools. It improves tool maneuverability, minimizes operator fatigue and extends hose life. (See page 223.)



The use of a Filter-Regulator-Lubricator will increase tool performance, extend tool life and lessen repair costs. (See page 224.)



# 4"- 5" Dia. Disc Sanders

## 1.3 hp, Right Angle Models



DISC PADS  
PAGE 242

ACCESSORIES  
PAGE 222

*Grind Sheet Metal, Fiberglass, Composites, Carbon Fiber  
Sand, Deburr Metal Parts • Surface Condition • Remove Mill Finish  
Finish Aluminum • Remove Paint and Rust*

**FOR ABRASIVE DISCS**  
4", 4-1/2" and 5" diameters  
(102 mm, 114 mm, 127 mm)  
SEE PAGES 279-280

### Model 52631

**4" (102 mm) Diameter, 12,000 RPM  
3/8"-24 Spindle Thread**

- Includes 50192 locking-type Backing Pad, 4" (102 mm) in diameter (see page 242).
- Accepts optional 4" (102 mm) diameter locking-type Abrasive Discs.



Model 52631



Model 52631

Model Number	Motor hp (W)	Motor RPM	Sound Level	Maximum Air Flow SCFM (L/Min)	Hose I.D. Size Inch (mm)	Air Inlet Thread	Tool Thread	Weight Pound (kg)	Length Inch (mm)	Height Inch (mm)
52631	1.3 (970)	12,000	79 dB(A)	43 (1,218)	3/8 (10)	3/8" NPT	3/8"-24 Male	4.3 (1.9)	10 (254)	3.3 (84)

**Tune-Up Kit: No. 96100** (page 267) • Additional Specifications: Air Pressure 90 PSIG (6.2 Bar)

### Model 52634

**4-1/2" (114 mm) Diameter  
12,000 RPM, 5/8"-11 Spindle Thread**

- Includes 51148 Backing Pad, 4-1/2" (114 mm) diameter, plus mounting hardware.
- Accepts optional 4-1/2" (114 mm) diameter Abrasive Discs with 7/8" (22 mm) center hole.



Model 52634

*Shown with optional  
50281 Rubber  
Molded Backing  
Pad (see page 242).*



**WATCH Tool  
at Work!**



Model 52634

Model Number	Motor hp (W)	Motor RPM	Sound Level	Maximum Air Flow SCFM (L/Min)	Hose I.D. Size Inch (mm)	Air Inlet Thread	Tool Thread	Weight Pound (kg)	Length Inch (mm)	Height Inch (mm)
52634	1.3 (970)	12,000	79 dB(A)	43 (1,218)	3/8 (10)	3/8" NPT	5/8"-11 Male	4.4 (2)	10 (254)	3.3 (84)

**Tune-Up Kit: No. 96100** (page 267) • Additional Specifications: Air Pressure 90 PSIG (6.2 Bar)

### Model 52635

**5" (127 mm) Diameter, 12,000 RPM  
5/8"-11 Spindle Thread**

- Includes 51150 Backing Pad, 5" (127 mm) diameter, plus mounting hardware.
- Accepts optional 5" (127 mm) diameter Abrasive Discs with 7/8" (22 mm) center hole.



Model 52635

**See page 89 for  
VACUUM Model!**



Model 52635

Model Number	Motor hp (W)	Motor RPM	Sound Level	Maximum Air Flow SCFM (L/Min)	Hose I.D. Size Inch (mm)	Air Inlet Thread	Tool Thread	Weight Pound (kg)	Length Inch (mm)	Height Inch (mm)
52635	1.3 (970)	12,000	79 dB(A)	43 (1,218)	3/8 (10)	3/8" NPT	5/8"-11 Male	4.4 (2)	10 (254)	3.3 (84)

**Tune-Up Kit: No. 96100** (page 267) • Additional Specifications: Air Pressure 90 PSIG (6.2 Bar)

# 4" & 4-1/2" Dia. Disc Sanders

## .55 hp and .7 hp Models



DISC PADS  
PAGE 242

ACCESSORIES  
PAGE 222

### High-Quality Air-Powered Disc Sanders

FOR ABRASIVE DISCS  
4" (102 mm),  
4-1/2" (114 mm) diameters  
SEE PAGES 279-280

#### Model 50324 11,000 RPM, 4" Diameter, Pistol Grip, .7 hp, Gearless, Rear Exhaust

- Includes 50192 Locking-Type Pad (4" diameter); pad mounts to tool spindle without adapters.
- Governor speed control maintains RPM under load.
- Gearless for reduced maintenance and down-time.
- Removable side handle.



Model Number	Motor hp (W)	Motor RPM	Sound Level	Maximum Air Flow SCFM (L/Min)	Hose I.D. Size Inch (mm)	Air Inlet Thread	Tool Thread	Weight Pound (kg)	Length Inch (mm)	Height Inch (mm)
50324	.7 (522)	11,000	76 dB(A)	32 (906)	3/8 (10)	1/4" NPT	3/8"-24 Male	2.2 (1.0)	6-5/8 (168)	5-5/8 (143)

**Tune-Up Kit: No. 96047** (page 267) • Additional Specifications: Air Pressure 90 PSIG (6.2 Bar)

#### 4-1/2" Diameter, Right Angle, .55 hp

- .55 hp models are ideal for light duty applications on metal, fiberglass and more.
- Gearless for reduced maintenance and downtime.
- Disc mount and flange nut included; 7/8" center hole abrasives are flange-mounted. Rear exhaust.
- All models include safety-lock throttle lever.

#### Model 52515 15,000 RPM, 5/8"-11 Thread

- Includes 50267 Disc Pad (4-1/2" diameter).

#### Model 52516 15,000 RPM, 5/8"-11 Thread

- Includes 50267 Disc Pad and 07184 Guard.

#### Model 52518 15,000 RPM, M14x2 Thread

- Includes 07184 Guard. (Disc Pad not included.)



The use of a Filter-Regulator-Lubricator will increase tool performance, extend tool life and lessen repair costs. (See page 224.)



Model Number	Motor hp (W)	Motor RPM	Sound Level	Maximum Air Flow SCFM (L/Min)	Hose I.D. Size Inch (mm)	Air Inlet Thread	Tool Thread	Weight Pound (kg)	Length Inch (mm)	Height Inch (mm)
52515	.55 (410)	15,000	83 dB(A)	33 (934)	3/8 (10)	1/4" NPT	5/8"-11 Male	1.9 (0.8)	6 (152)	3-7/8 (98)
52516	.55 (410)	15,000	83 dB(A)	33 (934)	3/8 (10)	1/4" NPT	5/8"-11 Male	1.9 (0.8)	6 (152)	3-7/8 (98)
52518	.55 (410)	15,000	83 dB(A)	33 (934)	3/8 (10)	1/4" NPT	M14x2	1.9 (0.8)	6 (152)	3-7/8 (98)

**Tune-Up Kit: No. 96522** (page 267) • Additional Specifications: Air Pressure 90 PSIG (6.2 Bar)



# 4-1/2"–5" Dia. Disc Sanders

.7 hp and 1 hp Models



DISC PADS  
PAGE 242

ACCESSORIES  
PAGE 222

## High-Quality Air-Powered Disc Sanders

FOR ABRASIVE DISCS  
4-1/2" (114 mm) to  
5" (127 mm) diameters  
SEE PAGE 280

### Pistol Grip, .7 hp, Rear Exhaust

- Each model includes 50267 Disc Pad Assembly for center-hole abrasive discs, 4-1/2" to 5" in diameter.
- Gearless motor for reduced maintenance and downtime.
- Governor-controlled to maintain RPM under heavy load.
- Removable side handle.

**Model 50320 8,000 RPM**

**Model 50321 11,000 RPM**



Model  
50320



Gearless



Dynaswivel® air line connector is ideal for use with most air tools. It improves tool maneuverability, minimizes operator fatigue and extends hose life. (See page 223.)



**Right:**  
50321 Pistol-Grip  
Disc Sander quickly  
and effectively removes  
excess fiberglass.



Model  
50321

Model Number	Motor hp (W)	Motor RPM	Sound Level	Maximum Air Flow SCFM (L/Min)	Hose I.D. Size Inch (mm)	Air Inlet Thread	Tool Thread	Weight Pound (kg)	Length Inch (mm)	Height Inch (mm)
50320	.7 (522)	8,000	72 dB(A)	30 (850)	3/8 (10)	1/4" NPT	5/8"-11 Male	2.2 (1.0)	6-5/8 (168)	5-5/8 (143)
50321	.7 (522)	11,000	76 dB(A)	32 (906)	3/8 (10)	1/4" NPT	5/8"-11 Male	2.2 (1.0)	6-5/8 (168)	5-5/8 (143)

**Tune-Up Kit: No. 96047** (page 267) • Additional Specifications: Air Pressure 90 PSIG (6.2 Bar)

### Right Angle, 1 hp, Rear Exhaust

- Extended muffler for reduced sound levels.
- Reversible side handle for left or right hand operation.

### 5/8"-11 Thread Models

**Model 52562 9,000 RPM**

- Includes 51150 Disc Pad Assembly.
- 5" diameter.

**Model 52561 11,000 RPM**

- Includes 51148 Disc Pad Assembly.
- 4-1/2" diameter.

### M14 Male Thread Models

- Ideal for use with 115 mm-127 mm diameter Disc Pads with M14 female thread (sold separately).

**Model 52564 9,000 RPM**

**Model 52565 11,000 RPM**



Model  
52561

Model Number	Motor hp (W)	Motor RPM	Sound Level	Maximum Air Flow SCFM (L/Min)	Hose I.D. Size Inch (mm)	Air Inlet Thread	Tool Thread	Weight Pound (kg)	Length Inch (mm)	Height Inch (mm)
52561	1 (744)	11,000	76 dB(A)	41 (1,172)	3/8 (10)	3/8" NPT	5/8"-11 Male	4 (1.8)	11-11/16 (296)	3-3/4 (95)
52562	1 (744)	9,000	77 dB(A)	39 (1,116)	3/8 (10)	3/8" NPT	5/8"-11 Male	4 (1.8)	11-11/16 (296)	3-3/4 (95)
52564	1 (744)	9,000	77 dB(A)	39 (1,116)	3/8 (10)	3/8" NPT	M14x2 Male	4 (1.8)	11-11/16 (296)	3-3/4 (95)
52565	1 (744)	11,000	76 dB(A)	41 (1,172)	3/8 (10)	3/8" NPT	M14x2 Male	4 (1.8)	11-11/16 (296)	3-3/4 (95)

**Tune-Up Kit: No. 96532** (page 267) • Additional Specifications: Air Pressure 90 PSIG (6.2 Bar)

# 5" & 7" Dia. Disc Sanders

## 1 hp and 1.2 hp Models



DISC PADS  
PAGE 242

ACCESSORIES  
PAGE 222

### High-Quality Air-Powered Disc Sanders

FOR ABRASIVE DISCS  
5" (127 mm),  
7" (178 mm) diameters  
SEE PAGE 280

#### 5" Diameter, Vertical, 1.2 hp, Side Exhaust


- Each model Includes 51150 Disc Pad Assembly (5" diameter).
- Powerful air motor is governor-controlled to maintain RPM under heavy load.
- Safety-lock throttle lever prevents accidental start-up.
- Side handle increases control and reduces hand fatigue.

**Model 50304** 8,500 RPM

**Model 50307** 11,000 RPM



Model  
50307



95462 Dynaswivel® air line connector is ideal for use with these tools. Dynaswivel® improves tool maneuverability, minimizes operator fatigue and extends hose life. (See page 223.)




Model  
50304

Model Number	Motor hp (W)	Motor RPM	Sound Level	Maximum Air Flow SCFM (L/Min)	Hose I.D. Size Inch (mm)	Air Inlet Thread	Tool Thread	Weight Pound (kg)	Length Inch (mm)	Height Inch (mm)
50304	1.2 (895)	8,500	71 dB(A)	32 (906)	1/2 (13)	1/2" NPT	5/8"-11 Male	4.0 (1.8)	8 (203)	6 (152)
50307	1.2 (895)	11,000	75 dB(A)	36 (1,020)	1/2 (13)	1/2" NPT	5/8"-11 Male	4.0 (1.8)	8 (203)	6 (152)

**Tune-Up Kit: No. 96041** (page 267) • Additional Specifications: Air Pressure 90 PSIG (6.2 Bar)

#### Model 52563 7" Diameter, 1 hp, Right Angle, 6,000 RPM, Rear Exhaust

- Includes 51151 Disc Pad Assembly (7" diameter).
- Air motor is governor-controlled to maintain RPM under heavy load.
- Lubricated gears increase durability.
- Side handle is reversible for left or right hand operation.
- Safety-lock throttle lever included.



Model  
52563

Model Number	Motor hp (W)	Motor RPM	Sound Level	Maximum Air Flow SCFM (L/Min)	Hose I.D. Size Inch (mm)	Air Inlet Thread	Tool Thread	Weight Pound (kg)	Length Inch (mm)	Height Inch (mm)
52563	1 (744)	6,000	80 dB(A)	40 (1,127)	3/8 (10)	3/8" NPT	5/8"-11 Male	4.1 (1.8)	11-11/16 (296)	3-3/4 (95)

**Tune-Up Kit: No. 96532** (page 267) • Additional Specifications: Air Pressure 90 PSIG (6.2 Bar)

# 7" Dia. Disc Sanders

## 1.3 hp Model, Right Angle



DISC PADS  
PAGE 242

ACCESSORIES  
PAGE 222

*Lightweight Tool Delivers BIG Power and Performance*

FOR ABRASIVE DISCS  
7" (178 mm) diameter  
SEE PAGE 280

- *Ideal for grinding sheet metal, composites and carbon fiber. Perfect for large surfaces.*
- *Also utilized for sanding and deburring metal parts.*
- *Great for surface conditioning, plus removing paint, rust and mill finish.*

- Includes 51151 Backing Pad, 7" (178 mm) diameter, and flange.
- Tool accepts optional 7" (178 mm) diameter Abrasive Discs with 7/8" (22 mm) center hole.
- Quiet, robust air motor is governor-controlled to maintain consistent RPM under load.
- Convenient Spindle Lock allows quick and easy changing of backing pad or abrasive.
- "Wick Lube" System extends gear life with simple lubrication.
- Vibration dampening side handle is removable for left or right hand use.
- Exhaust system rotates 360° to ensure exhaust is always directed away from operator.
- Solid cast aluminum construction.
- Insulated throttle handle reduces cold air transmission to hand. Throttle Handle position is adjustable.



Model  
52657

### 5/8"-11 Spindle Thread Models

**Model 52657** 6,000 RPM

**Model 52802** 7,200 RPM

**Model 53868** 8,500 RPM

### M14x2 Spindle Thread Models

**Model 52656** 6,000 RPM

**Model 53869** 8,500 RPM



Model  
52657



*See page 90 for  
VACUUM Model!*

Model Number	Motor hp (W)	Motor RPM	Sound Level	Maximum Air Flow SCFM (L/Min)	Hose I.D. Size Inch (mm)	Air Inlet Thread	Tool Thread	Weight Pound (kg)	Length Inch (mm)	Height Inch (mm)
52657	1.3 (969)	6,000	76 dB(A)	40 (1,138)	3/8 (10)	3/8" NPT	5/8"-11 Male	4.5 (2.0)	10 (255)	3-9/16 (90)
52802	1.3 (969)	7,200	78 dB(A)	40 (1,138)	3/8 (10)	3/8" NPT	5/8"-11 Male	4.5 (2.0)	10 (255)	3-9/16 (90)
53868	1.3 (969)	8,500	77 dB(A)	40 (1,138)	3/8 (10)	3/8" NPT	5/8"-11 Male	4.5 (2.0)	10 (255)	3-9/16 (90)
52656	1.3 (969)	6,000	76 dB(A)	40 (1,138)	3/8 (10)	3/8" NPT	M14x2	4.5 (2.0)	10 (255)	3-9/16 (90)
53869	1.3 (969)	8,500	79 dB(A)	40 (1,138)	3/8 (10)	3/8" NPT	M14x2	4.5 (2.0)	10 (255)	3-9/16 (90)

Tune-Up Kit: No. 96100 (page 267) • Additional Specifications: Air Pressure 90 PSIG (6.2 Bar)



# 7" Dia. Disc Sanders

## 2 hp and 3 hp Vertical Models



DISC PADS  
PAGE 242

ACCESSORIES  
PAGE 222

*Grind Sheet Metal, Fiberglass, Composites, Carbon Fiber  
Sand, Deburr Metal Parts • Surface Condition • Remove Mill Finish  
Finish Aluminum • Remove Paint & Rust*

FOR ABRASIVE DISCS  
7" (178 mm) diameter  
SEE PAGE 280

- **Governor-controlled air motor** maintains tool RPM under heavy load.
- **Overspeed shut-off feature** ensures maximum operator safety.
- Motor is gearless with less wearable parts, ensuring reduced maintenance and less downtime.
- Insulated tool handle minimizes cold air transmission to the hand. Handle position is adjustable for operator comfort.
- All models include safety-lock throttle lever.
- For peak performance, use of optional 95870 Air Hose (1/2" diameter) is recommended (see page 226).



### 2 hp (1,491 W) Models

- Each model includes 50283 Backup Pad, 7" (178 mm) in diameter (see page 242). Covers more area in less time!
- Pad accepts 7" (178 mm) diameter abrasive discs with 7/8" center hole, sold separately.



**Model 53251**  
**6,000 RPM**

**Model 53253**  
**8,500 RPM**

Model  
53251

**Model 53252**  
**7,200 RPM**



Gearless

### 3 hp (2,237 W) Models

- Each model includes 50283 Backup Pad, 7" (178 mm) in diameter (see page 242). Covers more area in less time!
- Pad accepts 7" (178 mm) diameter abrasive discs with 7/8" center hole, sold separately.

**Model 53261**  
**6,000 RPM**

**Model 53263**  
**8,500 RPM**

Model  
53261

**Model 53262**  
**7,200 RPM**



Gearless

Model Number	Motor hp (W)	Motor RPM	Sound Level	Maximum Air Flow SCFM (L/Min)	Hose I.D. Size Inch (mm)	Air Inlet Thread	Spindle Thread	Weight Pound (kg)	Length Inch (mm)	Height Inch (mm)
53251	2 (1,491)	6,000	81 dB(A)	80 (2,265)	1/2 (13)	1/2" NPT	5/8"-11 Male	7.9 (3.6)	9.4 (240)	5.8 (148)
53252	2 (1,491)	7,200	81 dB(A)	87 (2,464)	1/2 (13)	1/2" NPT	5/8"-11 Male	7.9 (3.6)	9.4 (240)	5.8 (148)
53253	2 (1,491)	8,500	80 dB(A)	84 (2,379)	1/2 (13)	1/2" NPT	5/8"-11 Male	7.9 (3.6)	9.4 (240)	5.8 (148)
53261	3 (2,237)	6,000	79 dB(A)	89 (2,520)	1/2 (13)	1/2" NPT	5/8"-11 Male	8.6 (3.9)	9.4 (240)	6.3 (160)
53262	3 (2,237)	7,200	82 dB(A)	98 (2,775)	1/2 (13)	1/2" NPT	5/8"-11 Male	8.6 (3.9)	9.4 (240)	6.3 (160)
53263	3 (2,237)	8,500	82 dB(A)	97 (2,747)	1/2 (13)	1/2" NPT	5/8"-11 Male	8.6 (3.9)	9.4 (240)	6.3 (160)

**Tune-Up Kit:** 2 hp Models – No. 96552; 3 hp Models – No. 96553 (page 267) • Additional Specifications: Air Pressure 90 PSIG (6.2 Bar)

# Right Angle Wet Sander

## Air-Powered Wet Rotary Sander

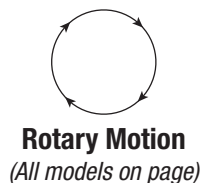


DISC PADS  
PAGE 240

WET TANK  
PAGE 255

### For Slow-Speed Material Removal

- All models run 5", 6", or 8" diameter polishing pads. Pads sold separately.
- Accepts variety of abrasive products including surface conditioning discs and film-backed discs.
- Water is fed through the center of pad directly to the work surface, providing optimum flushing of work surface and pad. This prevents buildup of sanding residue on the disc, allowing the tool to be used efficiently in any position. Independent water rinse allows flushing of the work surface without starting the tool.
- High torque air motor with variable speed. Rear exhaust muffler reduces noise levels.
- Safety-lock throttle and soft-grip handle (adjusts to left or right hand).



### Basic Models

- Includes pre-assembled hook-ups, 95848 Gear Oil (2.5 oz. tube) and 95541 Grease Gun.

**Model 51474** 0-2,000 RPM, 5/8"-11 Thread

**Model 51602** 0-2,000 RPM, M14 Thread

**Model 51476** 0-3,100 RPM, 5/8"-11 Thread

**Model 51603** 0-3,100 RPM, M14 Thread

### Deluxe Models

- Includes pre-assembled hook-ups and overhose assembly to reduce sound level. Also includes 96323 Air Line (3/8"), 95848 Gear Oil (2.5 oz. tube) and 95541 Grease Gun.

**Model 51479** 0-2,000 RPM, 5/8"-11 Thread

**Model 51604** 0-2,000 RPM, M14 Thread

**Model 51605** 0-3,100 RPM, M14 Thread



After using your wet tool, wipe the tool down with a clean, dry rag and let dry. Then store the tool with the sanding pad face down.



As 51479 is run, water is fed through pad center directly to work surface.

Model Number	Motor hp (W)	Motor RPM	Pad Dia. Inch (mm)	Sound Level	Maximum Air Flow SCFM (L/Min)	Hose I.D. Size Inch (mm)	Air Inlet Thread	Tool Thread	Weight Pound (kg)	Length Inch (mm)	Height Inch (mm)
51474	.7 (522)	0-2,000	6 (152)	82 dB(A)	43 (1,218)	3/8 (10)	1/4" NPT	5/8"-11 Male	4.8 (2.2)	13 (330)	3-1/8 (79)
51476	.7 (522)	0-3,100	6 (152)	80 dB(A)	41 (1,161)	3/8 (10)	1/4" NPT	5/8"-11 Male	4.8 (2.2)	13 (330)	3-1/8 (79)
51479	.7 (522)	0-2,000	6 (152)	81 dB(A)	43 (1,218)	3/8 (10)	1/4" NPT	5/8"-11 Male	4.8 (2.2)	13 (330)	3-1/8 (79)
51602	.7 (522)	0-2,000	6 (152)	82 dB(A)	43 (1,218)	3/8 (10)	1/4" NPT	M14 Male	4.8 (2.2)	13 (330)	3-1/8 (79)
51603	.7 (522)	0-3,100	6 (152)	80 dB(A)	41 (1,161)	3/8 (10)	1/4" NPT	M14 Male	4.8 (2.2)	13 (330)	3-1/8 (79)
51604	.7 (522)	0-2,000	6 (152)	82 dB(A)	43 (1,218)	3/8 (10)	1/4" NPT	M14 Male	4.8 (2.2)	13 (330)	3-1/8 (79)
51605	.7 (522)	0-3,100	6 (152)	80 dB(A)	41 (1,161)	3/8 (10)	1/4" NPT	M14 Male	4.8 (2.2)	13 (330)	3-1/8 (79)

Tune-Up Kit: No. 96178 (page 267) • Additional Specifications: Air Pressure 90 PSIG (6.2 Bar)



# 2"-7" Dia. Vacuum Disc Sanders

## 7° Offset and Right Angle Models



VAC SHROUDS  
PAGE 221

DISC PADS  
PAGE 242

*Dynabrade's Vacuum Disc Sanders offer efficient material removal on non-metallic surfaces such as carbon fiber, composites, fiberglass, painted aluminum, coated parts and more. As tool is sanding, unique Vacuum Shroud captures dust, debris and contaminants (including Hexavalent Chromium) to external vacuum source – ensuring cleaner, safer workplace. An essential tool family for nuclear plants, aerospace, automotive, marine and transportation industries.*

FOR ABRASIVE DISCS  
2", 3", 5" and 7" diameters  
(25 mm, 76 mm, 127 mm, 178 mm)  
SEE PAGES 279-280

DISC SANDERS



Model 51236  
2" (51 mm) Dia.  
Page 85



Model 51230  
2" (51 mm) Dia.  
Page 86



Model 50561  
3" (76 mm) Dia.  
Page 88



Model 52596  
5" (127 mm) Dia.  
Page 89



Model 52596  
5" (127 mm) Dia.  
Page 89

### Customers Tell the Story

From a fiberglass tank manufacturer:

*"We are extremely satisfied with these tools."*

From a yacht manufacturer:

*"Our operators are satisfied to the point where their sanding techniques now maximize the capture of contaminants."*

From a fiberglass fabricator:

*"Testing these tools has yielded excellent results."*





# 2" Dia. Vacuum Disc Sanders

.4 hp, 7° Offset Models, Rear Exhaust



VAC SHROUDS  
PAGE 221

DISC PADS  
PAGE 242

## Material Removal with Source Capture

- Flexible, non-marring Vacuum Shroud is constructed of high-quality clear urethane.
- Vacuum Shroud allows capture of dust, debris and contaminants such as Hexavalent Chromium.
- For use on **non-metallic materials**, such as fiberglass and composites.
- Shroud angle of 6° ensures ideal surface contact, for maximum dust extraction.
- Gearless motor design for reduced maintenance and downtime.
- Low profile design – tool height of only 3-7/8" (98 mm).
- Safety-lock throttle lever is standard on all models.


FOR ABRASIVE DISCS  
2" (25 mm) diameter  
SEE PAGE 279



## Self-Generated Vacuum Model

### Model 51235 25,000 RPM

- Includes 51344 Backing Pad, for 2" (51 mm) diameter locking-type abrasive discs.
- Utilizes tool's exhaust to create strong vacuum suction.
- 1" (25 mm) diameter vacuum port ready for connection to optional portable dust-collection system (see page 219).



Dynaswivel® air line connector is ideal for use with most air tools. It improves tool maneuverability, minimizes operator fatigue and extends hose life. (See page 223.)



Model Number	Motor hp (W)	Motor RPM	Sound Level	Maximum Air Flow SCFM (L/Min)	Hose I.D. Size Inch (mm)	Air Inlet Thread	Tool Thread	Weight Pound (kg)	Length Inch (mm)	Height Inch (mm)
51235	.4 (298)	25,000	88 dB(A)	20 (556)	1/4 (6)	1/4" NPT	1/4"-20 Male	1.3 (0.6)	9-3/4 (249)	3-7/8 (98)

Tune-Up Kit: No. 96049 (page 267) • Additional Specifications: Air Pressure 90 PSIG (6.2 Bar)

## Central Vacuum Model

### Model 51236 25,000 RPM

- Includes 51344 Backing Pad, for 2" (51 mm) diameter locking-type abrasive discs.
- 1-1/4" (32 mm) diameter vacuum port allows connection to external or central vacuum system.



**Vacuum Conversion Kits and Shrouds also Sold Separately! See Page 221.**

Model Number	Motor hp (W)	Motor RPM	Sound Level	Maximum Air Flow SCFM (L/Min)	Hose I.D. Size Inch (mm)	Air Inlet Thread	Tool Thread	Weight Pound (kg)	Length Inch (mm)	Height Inch (mm)
51236	.4 (298)	25,000	78 dB(A)	20 (556)	1/4 (6)	1/4" NPT	1/4"-20 Male	1.7 (0.7)	10-1/4 (261)	3-7/8 (98)

Tune-Up Kit: No. 96049 (page 267) • Additional Specifications: Air Pressure 90 PSIG (6.2 Bar)

DISC SANDERS

# 2" Dia. Vacuum Disc Sanders

## .4 hp, Right Angle Models, Rear Exhaust



VAC SHROUDS  
PAGE 221

DISC PADS  
PAGE 242

### Material Removal with Source Capture

- Flexible, non-marring Vacuum Shroud is constructed of high-quality clear urethane.
- Vacuum Shroud allows capture of dust, debris and contaminants such as Hexavalent Chromium.
- For use on **non-metallic materials**, such as fiberglass and composites.
- Low profile design – tool height of only 3-1/2" (89 mm).
- "Wick Lube" system extends gear life with simple lubrication.
- Safety-lock throttle lever is standard on all models.

FOR ABRASIVE DISCS  
2" (25 mm) diameter  
SEE PAGE 279




### Self-Generated Vacuum Models

- Each model includes 51344 Backing Pad, for 2" (51 mm) diameter locking-type abrasive discs.
- Utilizes tool's exhaust to create strong vacuum suction.
- 1" (25 mm) diameter vacuum port ready for connection to optional portable dust-collection system (see page 219).



All models on page include 95848 Gear Oil and 95541 Gear Oil Gun. Simple lubrication extends gear life.



**Model 51225 12,000 RPM**

**Model 51226 15,000 RPM**

**Model 51227 20,000 RPM**

Model Number	Motor hp (W)	Motor RPM	Sound Level	Maximum Air Flow SCFM (L/Min)	Hose I.D. Size Inch (mm)	Air Inlet Thread	Tool Thread	Weight Pound (kg)	Length Inch (mm)	Height Inch (mm)
51225	.4 (298)	12,000	88 dB(A)	20 (556)	1/4 (6)	1/4" NPT	1/4"-20 Male	1.4 (0.6)	9 (228)	3-1/2 (90)
51226	.4 (298)	15,000	89 dB(A)	20 (556)	1/4 (6)	1/4" NPT	1/4"-20 Male	1.4 (0.6)	9 (228)	3-1/2 (90)
51227	.4 (298)	20,000	88 dB(A)	20 (556)	1/4 (6)	1/4" NPT	1/4"-20 Male	1.4 (0.6)	9 (228)	3-1/2 (90)

**Tune-Up Kit: No. 96179** (page 267) • Additional Specifications: Air Pressure 90 PSIG (6.2 Bar)

### Central Vacuum Models

- Each model includes 51344 Backing Pad, for 2" (51 mm) diameter locking-type abrasive discs.
- 1-1/4" (32 mm) diameter vacuum port allows connection to external or central vacuum system.

**Model 51230 12,000 RPM**

**Model 51231 15,000 RPM**

**Model 51232 20,000 RPM**



Model Number	Motor hp (W)	Motor RPM	Sound Level	Maximum Air Flow SCFM (L/Min)	Hose I.D. Size Inch (mm)	Air Inlet Thread	Tool Thread	Weight Pound (kg)	Length Inch (mm)	Height Inch (mm)
51230	.4 (298)	12,000	82 dB(A)	20 (556)	1/4 (6)	1/4" NPT	1/4"-20 Male	1.7 (0.7)	9-3/4 (249)	3-1/2 (90)
51231	.4 (298)	15,000	79 dB(A)	20 (556)	1/4 (6)	1/4" NPT	1/4"-20 Male	1.7 (0.7)	9-3/4 (249)	3-1/2 (90)
51232	.4 (298)	20,000	81 dB(A)	20 (556)	1/4 (6)	1/4" NPT	1/4"-20 Male	1.7 (0.7)	9-3/4 (249)	3-1/2 (90)

**Tune-Up Kit: No. 96179** (page 267) • Additional Specifications: Air Pressure 90 PSIG (6.2 Bar)

# 3" Dia. Vacuum Disc Sanders

## .4 hp, Right Angle Models, Rear Exhaust



VAC SHROUDS  
PAGE 221


DISC PADS  
PAGE 242

### Material Removal with Source Capture

FOR ABRASIVE DISCS  
3" (76 mm) diameter  
SEE PAGE 279


#### Self-Generated Vacuum Models

- Flexible, non-marring Vacuum Shroud allows capture of dust, debris and contaminants (including Hexavalent Chromium).
- Vacuum Shroud constructed of high-quality clear urethane. Unique "view port" allows operator to see edge of sanding disc, and offers optimum view of work surface.
- For use on **non-metallic materials**, such as fiberglass and composites.
- Utilizes tool's exhaust to create strong vacuum suction. 1" (25 mm) diameter vacuum port ready for connection to optional portable self-contained dust collection system (see page 219).
- Each model includes 51346 Backing Pad, for 3" (76 mm) diameter locking-type abrasive discs.
- "Wick Lube" system extends gear life with simple lubrication.



**Self-Generated Vacuum, Trimmed Shroud**

All models on page include 95848 Gear Oil and 95541 Gear Oil Gun. Simple lubrication extends gear life.



#### Model 50210 Trimmed Shroud, 15,000 RPM

- Trimmed Shroud height of 1" (25 mm) accommodates 3" (76 mm) diameter locking-type abrasive discs (sold separately).

Model Number	Motor hp (W)	Motor RPM	Sound Level	Maximum Air Flow SCFM (L/Min)	Hose I.D. Size Inch (mm)	Air Inlet Thread	Tool Thread	Weight Pound (kg)	Length Inch (mm)	Height Inch (mm)
50210	.4 (298)	15,000	86 dB(A)	21 (595)	1/4 (6)	1/4" NPT	1/4"-20 Male	1.7 (0.7)	9-3/4 (249)	3-7/8 (98)

**Tune-Up Kit: No. 96179** (page 267) • Additional Specifications: Air Pressure 90 PSIG (6.2 Bar)

#### Model 50570 Standard Shroud, 15,000 RPM

- Standard Shroud height of 1-1/2" (38 mm) accommodates 2" (51 mm) diameter bristle-type discs (sold separately).
- Standard Shroud may also be trimmed for accommodating 3" (76 mm) locking-type coated abrasive and non-woven nylon discs.



**Self-Generated Vacuum, Standard Shroud**

Model Number	Motor hp (W)	Motor RPM	Sound Level	Maximum Air Flow SCFM (L/Min)	Hose I.D. Size Inch (mm)	Air Inlet Thread	Tool Thread	Weight Pound (kg)	Length Inch (mm)	Height Inch (mm)
50570	.4 (298)	15,000	86 dB(A)	21 (595)	1/4 (6)	1/4" NPT	1/4"-20 Male	1.7 (0.7)	9-3/4 (249)	4-3/8 (109)

**Tune-Up Kit: No. 96179** (page 267) • Additional Specifications: Air Pressure 90 PSIG (6.2 Bar)



# 3" Dia. Vacuum Disc Sanders

## .4 hp, Right Angle Models, Rear Exhaust



VAC SHROUDS  
PAGE 221

DISC PADS  
PAGE 242

### Material Removal with Source Capture

#### Central Vacuum Models

- Flexible, non-marring Vacuum Shroud allows capture of dust, debris and contaminants (including Hexavalent Chromium) for cleaner, safer work environment.
- Vacuum Shroud constructed of high-quality clear urethane. Unique "view port" allows operator to see edge of sanding disc, and offers optimum view of work surface.
- Vacuum Shroud angle ensures ideal surface contact for maximum debris extraction.
- For use on **non-metallic materials**, such as fiberglass and composites.
- 1-1/4" (32 mm) diameter vacuum port ready for connection to external or central vacuum system.
- Each model includes 51346 Backing Pad, for 3" (76 mm) diameter locking-type abrasive discs.
- "Wick Lube" system extends gear life with simple lubrication.



Model  
50211

Central Vacuum,  
Trimmed Shroud

All models on page include 95848 Gear Oil and 95541 Gear Oil Gun. Simple lubrication extends gear life.



#### Model 50211 Trimmed Shroud, 15,000 RPM

- Trimmed Shroud height of 1" (25 mm) accommodates 3" (76 mm) diameter locking-type abrasive discs (sold separately).

Model Number	Motor hp (W)	Motor RPM	Sound Level	Maximum Air Flow SCFM (L/Min)	Hose I.D. Size Inch (mm)	Air Inlet Thread	Tool Thread	Weight Pound (kg)	Length Inch (mm)	Height Inch (mm)
50211	.4 (298)	15,000	83 dB(A)	21 (595)	1/4 (6)	1/4" NPT	1/4"-20 Male	1.7 (0.7)	10-1/2 (266)	3-7/8 (98)

Tune-Up Kit: No. 96179 (page 267) • Additional Specifications: Air Pressure 90 PSIG (6.2 Bar)

#### Model 50561 Standard Shroud, 15,000 RPM

- Standard Shroud height of 1-1/2" (38 mm) accommodates 2" (51 mm) diameter bristle-type discs (sold separately).
- Standard Shroud may also be trimmed for accommodating 3" (76 mm) locking-type coated abrasive and non-woven nylon discs.



1-1/4" Port

Model  
50561

Central Vacuum,  
Standard Shroud

Model Number	Motor hp (W)	Motor RPM	Sound Level	Maximum Air Flow SCFM (L/Min)	Hose I.D. Size Inch (mm)	Air Inlet Thread	Tool Thread	Weight Pound (kg)	Length Inch (mm)	Height Inch (mm)
50561	.4 (298)	15,000	83 dB(A)	21 (595)	1/4 (6)	1/4" NPT	1/4"-20 Male	1.7 (0.7)	10-1/2 (266)	4-3/8 (109)

Tune-Up Kit: No. 96179 (page 267) • Additional Specifications: Air Pressure 90 PSIG (6.2 Bar)

# 5" Dia. Vacuum Disc Sander

## 1.3 hp, Right Angle Model



VAC SHROUD  
BELOW

DISC PADS  
PAGE 242

### Material Removal with Source Capture

- Flexible, non-marring Vacuum Shroud is constructed of high-quality clear urethane.
- Vacuum Shroud allows capture of dust, debris and contaminants such as Hexavalent Chromium.
- Shroud brush assists in capture of airborne contaminants.
- Ideal for use on **non-metallic surfaces** such as fiberglass and composites. A vital tool in the marine industry and aftermarket!

FOR ABRASIVE DISCS  
5" (127 mm) diameter  
SEE PAGE 280

### Model 52596

#### Central Vacuum, 12,000 RPM, 5/8"-11 Spindle

- Dynabrade 1.3 hp Disc Sander (52635) with 52744 Vacuum Shroud.
- Tool includes 51150 Backing Pad, 5" (127 mm) diameter, plus mounting hardware.
- Accepts optional 5" (127 mm) diameter Abrasive Discs with 7/8" (22 mm) center hole.
- Robust, governor-controlled 1.3 hp (970 W) air motor.
- Tool housing and handle made of solid cast aluminum.
- Insulated throttle handle reduces cold air transmission.
- Vacuum Shroud angle ensures ideal surface contact for maximum debris extraction.
- "Wick Lube" system extends gear life with simple lubrication.
- Includes 95848 Gear Oil and 95541 Gear Oil Gun.
- Tool includes vibration-dampening side handle.
- Safety-lock throttle lever is standard.



Model 52596

Vacuum Shroud with unique "View Port"



**WATCH this  
Disc Sander  
at Work!**

Model Number	Motor hp (W)	Motor RPM	Sound Level	Maximum Air Flow SCFM (L/Min)	Hose I.D. Size Inch (mm)	Air Inlet Thread	Tool Thread	Weight Pound (kg)	Length Inch (mm)	Height Inch (mm)
52596	1.3 (970)	12,000	81 dB(A)	43 (1,218)	3/8 (10)	3/8" NPT	5/8"-11 Male	5.5 (2.5)	16 (410)	4 (100)

**Tune-Up Kit: No. 96100** (page 267) • Additional Specifications: Air Pressure 90 PSIG (6.2 Bar)



### Vacuum Shroud Assembly

- 52744 Vacuum Shroud Assembly is sold separately, for converting Dynabrade 52635 Disc Sander (page 77) into vacuum model.
- Individual components (as shown) also sold separately.



# 7" Dia. Vacuum Disc Sander

1.3 hp, Right Angle Model




**COUPLER/PLUG**  
PAGE 228

**DISC PADS**  
PAGE 242

## Material Removal with Source Capture

- *Grind, Sand, Deburr, Finish*
- *For use on Non-Metallic Surfaces such as Carbon Fiber, Composites, Fiberglass, Turbine Blades, more*
- *Vacuum Shroud Captures Airborne Contaminants such as Hexavalent Chromium*



The use of a Filter-Regulator-Lubricator will increase tool performance, extend tool life and lessen repair costs. (See page 224.)



**FOR ABRASIVE DISCS**  
7" (178 mm) diameter  
SEE PAGE 280

1-1/4" diameter Swivel Cuff improves maneuverability!

Vibration Dampening Side Handle (for left or right hand use)

Includes Conductive Hose & Cuffs, to shield operator from electrostatic discharge (ESD)!

Model 52597


## Model 52597

### Central Vacuum, 6,000 RPM, 5/8"-11 Spindle

- An essential tool for nuclear plants, aerospace, wind energy, automotive and marine markets.
- Tool accepts optional 7" (178 mm) diameter Abrasive Discs with 7/8" (22 mm) center hole.
- Includes 51151 Backing Pad, 7" (178 mm) in diameter, and flange.
- Lightweight non-marring Vacuum Shroud is constructed of high-quality clear urethane.
- 3/4" (19 mm) Shroud Brush assists in capture of airborne contaminants.
- Shroud has "View Port" which allows operator to see abrasive disc and work surface.
- Quiet, robust 1.3 hp air motor is governor-controlled to maintain consistent RPM under load.
- Convenient Spindle Lock allows quick and easy changing of backing pad or abrasive.
- "Wick Lube" System extends gear life with regular lubrication.
- 52747 Vacuum Shroud (7" dia.) is also available separately.

Vacuum Shroud with Unique "View Port"

Model includes 95848 Gear Oil and 95541 Gear Oil Gun. Simple lubrication extends gear life.



Model Number	Motor hp (W)	Motor RPM	Sound Level	Maximum Air Flow SCFM (L/Min)	Hose I.D. Size Inch (mm)	Air Inlet Thread	Tool Thread	Weight Pound (kg)	Length Inch (mm)	Height Inch (mm)
52597	1.3 (969)	6,000	76 dB(A)	40 (1,138)	3/8 (10)	3/8" NPT	5/8"-11 Male	5.8 (2.6)	14-5/8 (373)	3-7/8 (104)

**Tune-Up Kit: No. 96100** (page 267) • Additional Specifications: Air Pressure 90 PSIG (6.2 Bar)



# Dynabrade Systems & Solutions

For Disc Sanders – Suggested Tool/Accessory Combinations



TOOL	ABRASIVE	ACCESSORIES	
<b>Disc Sander</b> <b>Model 48503</b> <i>7° Offset, 25,000 RPM, .4 hp</i> Page 72	<b>2" Diameter Abrasive Discs</b> <b>Locking-Type</b> Page 279	<b>Disc Sanding Pad</b> <b>51344</b> <i>Locking-Type</i> Page 242	<b>Overhose Assembly</b> <b>94994</b> Page 247
<b>Disc Sander</b> <b>Model 47822</b> <i>Right Angle, 20,000 RPM, .4 hp</i> Page 73	<b>2" Diameter Abrasive Discs</b> <b>Locking-Type</b> Page 279	<b>Disc Sanding Pad</b> <b>51344</b> <i>Locking-Type</i> Page 242	<b>DynaJet Blow Gun</b> <b>94467</b> Page 224
<b>Disc Sander</b> <b>Model 48531</b> <i>Right Angle, 15,000 RPM, .4 hp</i> Page 74	<b>3" Diameter Abrasive Discs</b> <b>Locking-Type</b> Page 279	<b>Disc Sanding Pad</b> <b>51346</b> <i>Locking-Type</i> Page 242	<b>Vacuum Shroud Kit</b> <b>54603</b> Page 221
<b>Pistol Grip Disc Sander</b> <b>Model 50321</b> <i>11,000 RPM, .7 hp</i> Page 79	<b>4-1/2" - 5" Diameter Abrasive Discs</b> <b>Center Hole</b> Page 280	<b>Disc Pad Assembly</b> <b>50267</b> Page 242	<b>Motor Tune-Up Kit</b> <b>96047</b> Page 267
<b>Disc Sander</b> <b>Model 52563</b> <i>Right Angle, 6,000 RPM, 1 hp</i> Page 80	<b>7" Diameter Abrasive Discs</b> <b>Center Hole</b> Page 280	<b>Disc Sanding Pad</b> <b>51151</b> Page 242	<b>Gear Oil</b> <b>95848</b> Page 254

DISC SANDERS

## ESSENTIAL ACCESSORIES

<b>Metal Capture Downdraft Station</b> <b>64350</b> Page 208	<b>Air Lube (10W/NR)</b> <b>95842</b> Page 254	<b>Dynüba 100</b> <b>60005</b> Page 254	<b>Dynaswivel®</b> <b>94300</b> Page 223	<b>Filter-Regulator-Lubricator</b> <b>10681</b> Page 224
		<b>Dynüba 26</b> <b>60020</b> Page 254	<b>Coupler/Plug Assemblies</b> <b>95676, 97572</b> Page 228	<b>Air Hose Assemblies</b> <b>94863, 94852, 94892</b> Page 225



# **DYNABRADE®**

# **GRINDERS**

## **Non-Vacuum Models**

2", 3" Dia. Depressed Center Wheel Grinders .....	93
3" Dia. Depressed Center Wheel Grinders .....	94
3", 4" Dia. Depressed Center Wheel Grinders .....	95
4" Dia. Depressed Center Wheel Grinders .....	96
4" - 5" Dia. Depressed Center Wheel Grinders .....	97

4-1/2" Dia. Electric Depressed Center Wheel Grinder .....	99
5" Dia. Depressed Center Wheel Grinders .....	100
7" Dia. Depressed Center Wheel Grinders .....	101
3", 4" Dia. Type 1 Wheel Grinders .....	103
6" Dia. Type 11 Cup Wheel Grinders ..	104
Cone or Plug Wheel Grinders .....	105
3" Dia. Cut-Off Wheel Tools .....	107
3" - 4" Dia. Cut-Off Wheel Tools .....	108
4" Dia. Cut-Off Wheel Tools .....	109

## **Vacuum Models**

3" Dia. Vacuum Cut-Off Wheel Tools ..	110
4-1/2" - 5" Dia. Vacuum Cut-Off Wheel Tools .....	112
5" Dia. Vacuum Cut-Off Wheel Tool ...	113
<i>Systems &amp; Solutions</i> .....	114

GRINDERS





# Depressed Center Wheel Grinders

## Air-Powered Grinders, 2" and 3" Diameter



**COUPLER/PLUG**  
PAGE 228

**ACCESSORIES**  
PAGE 222

*For Fast Weld and Stock Removal, Rust and Scale Removal, Heavy Deburring*

**FOR TYPE 27 REINFORCED  
DEPRESSED CTR. WHEELS**  
2", 3" Dia. (51 mm, 76 mm)  
*SEE PAGE 281*


### 2" Diameter, Right Angle, .4 hp, Rear Exhaust

- Each model includes 90999 Type 27 Reinforced Depressed Center Wheel (24 grit), 2" diameter with 3/8" center hole (maximum wheel width of 3/16").
- Compact, short muffler design.
- Safety-lock throttle lever, wheel guard and flanges are included.

**Model 52710 12,000 RPM**

**Model 52711 15,000 RPM**

**Model 52712 20,000 RPM**



NEVER remove required  
Wheel Guard from Depressed  
Center Wheel Grinder.



Model  
52710

### 3" Diameter, Right Angle, .4 hp, Rear Exhaust

**Model 52705 15,000 RPM**

- Accepts optional 3" diameter Type 27 Reinforced Depressed Center Wheel, with 3/8" center hole (wheel width of 1/8" to 1/4").
- "Dual wick" lubrication system saturates gears with oil for increased performance, extended life and reduced downtime (following proper maintenance procedures).
- 15,000 RPM air motor has Kevlar® phenolic vanes for longer life.
- Air passage continually cools gear box to reduce wear and heat buildup.
- Safety-lock throttle lever, wheel guard and flanges are included.
- Extended rear exhaust muffler design.



Model  
52705

Wheel Sold  
Separately

### 3" Diameter, Right Angle, .55 hp, Rear Exhaust

**Model 57127 15,000 RPM**

- Accepts optional 3" diameter Type 27 Reinforced Depressed Center Wheel, with 3/8" center hole (maximum wheel width of 1/8").
- Powerful high-torque grinding action; standard muffler for reduced sound levels.
- Gearless design for reduced maintenance and downtime.
- Removable side handle. Also includes safety-lock throttle lever, plus guard and wheel flange set.



**Gearless**



Model  
57127

Wheel Sold  
Separately

**IMPORTANT:** Speed of tool must not exceed maximum operating speed of accessory. Never mount non-reinforced grinding wheels. Always wear eye, face & body protection.

Model Number	Motor hp (W)	Motor RPM	Sound Level	Maximum Air Flow SCFM (L/Min)	Hose I.D. Size Inch (mm)	Air Inlet Thread	Tool Thread	Weight Pound (kg)	Length Inch (mm)	Height Inch (mm)
52705	.4 (298)	15,000	77 dB(A)	24 (680)	1/4 (6)	1/4" NPT	3/8"-24 Male	1.6 (0.7)	8-1/4 (210)	2-5/8 (67)
52710	.4 (298)	12,000	83 dB(A)	21 (595)	1/4 (6)	1/4" NPT	3/8"-24 Male	1.1 (0.5)	5-3/4 (146)	3 (76)
52711	.4 (298)	15,000	85 dB(A)	21 (595)	1/4 (6)	1/4" NPT	3/8"-24 Male	1.1 (0.5)	5-3/4 (146)	3 (76)
52712	.4 (298)	20,000	84 dB(A)	21 (595)	1/4 (6)	1/4" NPT	3/8"-24 Male	1.1 (0.5)	5-3/4 (146)	3 (76)
57127	.55 (410)	15,000	84 dB(A)	33 (934)	3/8 (10)	1/4" NPT	3/8"-24 Male	1.9 (0.8)	6 (152)	3-7/8 (98)

**Tune-Up Kit:** 52705, 52710, 52711, 52712 – No. 96179; 57127 – No. 96522 (page 267) • Additional Specifications: Air Pressure 90 PSIG (6.2 Bar)



# Depressed Center Wheel Grinders

## Air-Powered Grinders, 3" Diameter



COUPLER/PLUG  
PAGE 228

ACCESSORIES  
PAGE 222

*For Fast Weld and Stock Removal, Rust and Scale Removal, Heavy Deburring*

FOR TYPE 27 REINFORCED  
DEPRESSED CTR. WHEELS  
3" (76 mm) Diameter  
SEE PAGE 281

- Models accepts optional 3" diameter Type 27 reinforced Depressed Center Wheels, with 3/8" center hole (wheel width of 1/8" to 1/4").
- "Dual-wick" lubrication system saturates gears with oil for increased performance, extended life and reduced downtime.
- Adjustable wheel guard provides maximum operator protection.
- Safety-lock lever is included.



### Composite Housing Models

#### Right Angle, .7 hp, Rear Exhaust

- Models include aluminum right angle head.

#### Model 54767 18,000 RPM

- Includes side handle for left or right-hand use.

#### Model 54769 18,000 RPM, Extended

- Extension design allows longer reach on work piece, and two-hand control for added comfort.



### Steel Housing Models

#### Right Angle, .7 hp, Rear Exhaust

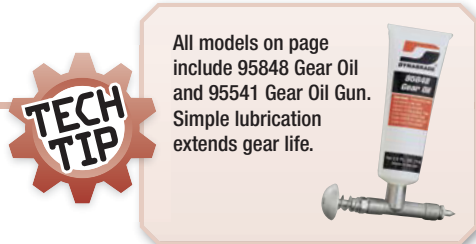
- Steel housings offer increased durability!
- Models include steel right angle housing.

#### Model 54783 18,000 RPM

- Includes side handle for left or right-hand use.

#### Model 54785 18,000 RPM, Extended

- Extension design allows longer reach on work piece, and two-hand control for added comfort.



**IMPORTANT:** Speed of tool must not exceed maximum operating speed of accessory. Never mount non-reinforced grinding wheels. Always wear eye, face & body protection.

Model Number	Motor hp (W)	Motor RPM	Sound Level	Maximum Air Flow SCFM (L/Min)	Hose I.D. Size Inch (mm)	Air Inlet Thread	Tool Thread	Weight Pound (kg)	Length Inch (mm)	Height Inch (mm)
54767	.7 (522)	18,000	81 dB(A)	41 (1,161)	3/8 (10)	1/4" NPT	3/8"-24 Male	2.8 (1.3)	8 (202)	3 (76)
54769	.7 (522)	18,000	82 dB(A)	41 (1,161)	3/8 (10)	1/4" NPT	3/8"-24 Male	3.4 (1.5)	11-3/8 (288)	3 (76)
54783	.7 (522)	18,000	80 dB(A)	41 (1,161)	3/8 (10)	1/4" NPT	3/8"-24 Male	3.6 (1.6)	8-1/16 (204)	3 (76)
54785	.7 (522)	18,000	80 dB(A)	41 (1,161)	3/8 (10)	1/4" NPT	3/8"-24 Male	4.0 (1.8)	11-7/16 (290)	3 (76)

**Tune-Up Kit:** Composite – No. 96680; Steel – No. 98623 (page 267) • Additional Specifications: Air Pressure 90 PSIG (6.2 Bar)

# Depressed Center Wheel Grinders

## Air-Powered Grinders, 3" and 4" Diameter



**DYNASWIVEL®**  
PAGE 223

**COUPLER/PLUG**  
PAGE 228


*For Fast Weld and Stock Removal, Rust and Scale Removal, Heavy Deburring*

**FOR TYPE 27 REINFORCED  
DEPRESSED CTR. WHEELS**  
3", 4" Dia. (76 mm, 102 mm)  
*SEE PAGE 281*

### 3" Diameter, 7° Offset, .7 hp, Front Exhaust

#### Model 52700 18,000 RPM

- Accepts optional 3" diameter Type 27 Reinforced Depressed Center Wheels, with 3/8" center hole (wheel width of 1/8" to 1/4").
- Powerful high-torque grinding action.
- Gearless design for reduced maintenance and downtime.
- Handle is offset 7° for enhanced operator comfort.
- Removable side handle; guard and wheel flange set included.
- Easily converts to 1/4" Die Grinder (with optional 50010 Collet), or Drill (with optional 53032 Chuck).



Use **ONLY** Type 27 Reinforced Depressed Center Wheels (sold separately, unless noted) with Depressed Center Wheel Grinders.



Model 52700



**Gearless**

*Wheel Sold Separately*

### 4" Diameter, Right Angle, .4 hp, Rear Exhaust

#### Model 52706 12,000 RPM

- Accepts optional 4" diameter Type 27 Reinforced Depressed Center Grinding Wheel, with 5/8" center hole (wheel width of 1/8" to 1/4").
- "Dual wick" lubrication system saturates gears with oil for increased performance, extended life and reduced downtime. Tool includes 95848 Gear Oil and 95541 Gear Oil Gun.
- 12,000 RPM air motor has Kevlar® phenolic vanes for longer life.
- Air passage continually cools gear box to reduce wear and heat buildup.
- Safety-lock throttle lever, wheel guard and flanges are included.
- Extended rear exhaust muffler design.

Model 52706



*Wheel Sold Separately*


### 4" Diameter, Right Angle, 1 hp, Rear Exhaust

#### Model 50302 12,000 RPM

- Accepts optional 4" diameter Type 27 Reinforced Depressed Center Wheel, with 5/8" center hole (wheel width of 1/8" to 1/4").
- Powerful high-torque grinding action; extended rear muffler ensures lowest sound level.
- Reversible side handle for left or right hand operation.



Always use required Wheel Guard. Never remove a guard that is specified for a tool.



Model 50302

*Wheel Sold Separately*

**IMPORTANT:** Speed of tool must not exceed maximum operating speed of accessory. Never mount non-reinforced grinding wheels. Always wear eye, face & body protection.

Model Number	Motor hp (W)	Motor RPM	Sound Level	Maximum Air Flow SCFM (L/Min)	Hose I.D. Size Inch (mm)	Air Inlet Thread	Tool Thread	Weight Pound (kg)	Length Inch (mm)	Height Inch (mm)
50302	1 (744)	12,000	76 dB(A)	40 (1,138)	3/8 (10)	3/8" NPT	3/8"-24 Male	4.5 (2.0)	11-3/4 (299)	3-5/8 (92)
52700	.7 (522)	18,000	83 dB(A)	32 (906)	3/8 (10)	1/4" NPT	3/8"-24 Male	2.2 (1.0)	7-1/4 (184)	4-1/2 (114)
52706	.4 (298)	12,000	78 dB(A)	23 (651)	1/4 (6)	1/4" NPT	3/8"-24 Male	1.7 (0.8)	7-1/2 (189)	3 (76)

**Tune-Up Kit:** 50302 – No. 96532; 52700 – No. 96045; 52706 – No. 96179 (page 267) • Additional Specifications: Air Pressure 90 PSIG (6.2 Bar)

# Depressed Center Wheel Grinders

## Air-Powered Grinders, 4" Diameter



DYNASWIVEL®  
PAGE 223

COUPLER/PLUG  
PAGE 228

*For Fast Weld and Stock Removal, Rust and Scale Removal, Heavy Deburring*

FOR TYPE 27 REINFORCED  
DEPRESSED CTR. WHEELS  
4" (102 mm) Diameter  
SEE PAGE 281

- Models accepts optional 4" diameter Type 27 reinforced Depressed Center Wheels, with 3/8" center hole (wheel width of 1/8" to 1/4").
- "Dual-wick" lubrication system saturates gears with oil for increased performance, extended life and reduced downtime.
- Adjustable wheel guard provides maximum operator protection.
- Safety-lock lever is included.



### Composite Housing Models

#### Right Angle, .7 hp, Rear Exhaust

- Models include aluminum right angle head.

**Model 54771 12,000 RPM**

**Model 54775 13,500 RPM**

- Each model includes side handle for left or right-hand use.

**Model 54773 12,000 RPM, Extended**

**Model 54777 13,500 RPM, Extended**

- Extension design allows longer reach on work piece, and two-hand control for added comfort.



Model includes  
95848 Gear Oil and  
95541 Gear Oil Gun.  
Simple lubrication  
extends gear life.



### Steel Housing Models

#### Right Angle, .7 hp, Rear Exhaust

- Steel housings offer increased durability!
- Models include steel right angle housing.

**Model 54787 12,000 RPM**

**Model 54791 13,500 RPM**

- Each model includes side handle for left or right-hand use.

**Model 54789 12,000 RPM, Extended**

**Model 54793 13,500 RPM, Extended**

- Extension design allows longer reach on work piece, and two-hand control for added comfort.



**IMPORTANT:** Speed of tool must not exceed maximum operating speed of accessory. Never mount non-reinforced grinding wheels. Always wear eye, face & body protection.

Model Number	Motor hp (W)	Motor RPM	Sound Level	Maximum Air Flow SCFM (L/Min)	Hose I.D. Size Inch (mm)	Air Inlet Thread	Tool Thread	Weight Pound (kg)	Length Inch (mm)	Height Inch (mm)
54771	.7 (522)	12,000	83 dB(A)	40 (1,133)	3/8 (10)	1/4" NPT	3/8"-24 Male	2.9 (1.3)	8 (202)	3-1/16 (78)
54773	.7 (522)	12,000	81 dB(A)	40 (1,133)	3/8 (10)	1/4" NPT	3/8"-24 Male	3.5 (1.6)	11-3/8 (288)	3-1/16 (78)
54775	.7 (522)	13,500	83 dB(A)	40 (1,133)	3/8 (10)	1/4" NPT	3/8"-24 Male	2.9 (1.3)	8 (202)	3-1/16 (78)
54777	.7 (522)	13,500	80 dB(A)	40 (1,133)	3/8 (10)	1/4" NPT	3/8"-24 Male	3.5 (1.6)	11-3/8 (288)	3-1/16 (78)
54787	.7 (522)	12,000	83 dB(A)	40 (1,133)	3/8 (10)	1/4" NPT	3/8"-24 Male	3.7 (1.7)	8-1/16 (204)	3-1/16 (78)
54789	.7 (522)	12,000	79 dB(A)	40 (1,133)	3/8 (10)	1/4" NPT	3/8"-24 Male	4.2 (1.9)	11-7/16 (290)	3-1/16 (78)
54791	.7 (522)	13,500	84 dB(A)	40 (1,133)	3/8 (10)	1/4" NPT	3/8"-24 Male	3.7 (1.7)	8-1/16 (204)	3-1/16 (78)
54793	.7 (522)	13,500	80 dB(A)	40 (1,133)	3/8 (10)	1/4" NPT	3/8"-24 Male	4.2 (1.9)	11-7/16 (290)	3-1/16 (78)

**Tune-Up Kit:** Composite – No. 96680; Steel – No. 98623 (page 267) • Additional Specifications: Air Pressure 90 PSIG (6.2 Bar)



# Depressed Center Wheel Grinders

1.3 hp, Right Angle, 4"-5" Diameter



COUPLER/PLUG  
PAGE 228

ACCESSORIES  
PAGE 222

*Dynabrade's 1.3 hp (970 W) Right Angle Depressed Center Wheel Grinders offer countless grinding solutions to industries such as metal/stainless steel fabrication, composites, masonry, ironwork and general welding. Designed to the Dynabrade standard of excellence, these tools offer a wide array of features to increase efficiency and maximize operator comfort!*

**FOR TYPE 27 REINFORCED  
DEPRESSED CTR. WHEELS**  
4"-5" Dia. (102 mm-127 mm)  
SEE PAGE 281

## Vibration Dampening Side Handle

Specially designed to reduce vibration transfer to operator. Removable for left or right hand use.

## Rotational Exhaust System

Rotates a full 360° to ensure that exhaust is directed away from operator.

## Safety-Lock Throttle Lever

Prevents accidental start-up of tool. Lever has no sharp edges or "pinch points."

## Cast Aluminum Construction

Tool housing and handle made of solid cast aluminum.

## "Wick Lube" System for Longer Gear Life

Extends gear life with simple lubrication. All models include 95848 Gear Oil and 95541 Gear Oil Gun.



## Insulated Throttle Handle

Reduces cold air transmission to operator's hand. Handle position is adjustable, increasing comfort and efficiency.

## Robust 1.3 hp Air Motor

1.3 hp (970 W) governor-controlled air motor delivers powerful, efficient performance.

## Convenient Spindle Lock

Allows quick and easy change of grinding wheel or abrasive disc. Less downtime!

Model  
52632

Type 27 Wheel  
Sold Separately

GRINDERS



52632 Depressed Center Wheel Grinder also powers optional Abrasive Flap Discs.



Ergonomic design of tool offers the best in operator comfort.



All models include powerful 1.3 hp air motor running at 12,000 or 13,500 RPM.

# Depressed Center Wheel Grinders

1.3 hp, Right Angle, 4"-5" Diameter



DYNASWIVEL®  
PAGE 223

COUPLER/PLUG  
PAGE 228

For Fast Weld and Stock Removal, Rust and Scale Removal, Heavy Deburring

FOR TYPE 27 REINFORCED  
DEPRESSED CTR. WHEELS  
4"-5" Dia. (102 mm-127 mm)  
SEE PAGE 281

4" (102 mm) Diameter, 13,500 RPM Model

## Model 52630

13,500 RPM, 3/8"-24 Spindle Thread

- Tool accepts optional 4" (102 mm) diameter Type 27 Reinforced Depressed Center Wheels with 5/8" (16 mm) center hole (wheel width of 1/8" to 1/4").

Vibration Dampening  
Side Handle included!  
(All models on page)



Type 27 Wheel  
Sold Separately

4-1/2" (114 mm) Diameter, 12,000 RPM Models

- Tool accepts optional 4-1/2" (114 mm) diameter Type 27 Reinforced Depressed Center Wheels with 7/8" (22 mm) center hole (wheel width of 1/8" to 1/4").
- Tool also accepts optional 4-1/2" (114 mm) diameter Abrasive Flap Discs (flanging sold separately).

Model 52632 5/8"-11 Spindle Thread

Model 52638 M14x2 Spindle Thread



Type 27 Wheel  
Sold Separately

### Optional Backup Flange

- For mounting high-profile Abrasive Flap Disc with 7/8" center hole.

53697 – for 5/8"-11 Models.

53630 – for M14x2 Models.



5" (127 mm) Diameter, 12,000 RPM Models

- Tool accepts optional 5" (127 mm) diameter Type 27 Reinforced Depressed Center Wheels with 7/8" (22 mm) center hole (wheel width of 1/8" to 1/4").
- Tool also accepts optional 5" (127 mm) diameter Abrasive Flap Discs (flanging sold separately).

Model 52633 5/8"-11 Spindle Thread

Model 52639 M14x2 Spindle Thread



Type 27 Wheel  
Sold Separately

**IMPORTANT:** Speed of tool must not exceed maximum operating speed of accessory. Never mount non-reinforced grinding wheels. Always wear eye, face & body protection.

Model Number	Motor hp (W)	Motor RPM	Sound Level	Maximum Air Flow SCFM (L/Min)	Hose I.D. Size Inch (mm)	Air Inlet Thread	Tool Thread	Weight Pound (kg)	Length Inch (mm)	Height Inch (mm)
52630	1.3 (970)	13,500	81 dB(A)	43 (1,218)	3/8 (10)	3/8" NPT	3/8"-24 Male	4.8 (2.2)	10 (254)	3.4 (86)
52632	1.3 (970)	12,000	79 dB(A)	43 (1,218)	3/8 (10)	3/8" NPT	5/8"-11 Male	5.1 (2.3)	10 (254)	3.8 (96)
52633	1.3 (970)	12,000	79 dB(A)	43 (1,218)	3/8 (10)	3/8" NPT	5/8"-11 Male	5.4 (2.5)	10 (254)	3.8 (96)
52638	1.3 (970)	12,000	80 dB(A)	43 (1,218)	3/8 (10)	3/8" NPT	M14x2 Male	5.1 (2.3)	10 (254)	3.8 (96)
52639	1.3 (970)	12,000	80 dB(A)	43 (1,218)	3/8 (10)	3/8" NPT	M14x2 Male	5.4 (2.5)	10 (254)	3.8 (96)

Tune-Up Kit: No. 96100 (page 267) • Additional Specifications: Air Pressure 90 PSIG (6.2 Bar)



# Electric Depressed Center Wheel Grinder



ABRASIVE FLAP DISCS  
PAGE 280

SIDE HANDLE  
PAGE 253

For 4-1/2" (114 mm) Dia. Grinding Wheels and Abrasive Flap Discs

FOR TYPE 27 REINFORCED  
DEPRESSED CTR. WHEELS  
4-1/2" (114 mm) Diameter  
SEE PAGE 281

- **Industrial-Quality Electric Motor**
- **Quick Weld & Stock Removal**
- **General Deburring**
- **Rust & Scale Removal**

## Model 40260 11,000 RPM

- Offers countless grinding and material removal solutions to industries such as metal fabrication, general welding, masonry, concrete, composites, ornamental ironwork and maintenance/repair facilities.
- 5/8"-11 spindle thread accepts optional Type 27 Depressed Center Wheels and Abrasive Flap Discs, 4-1/2" (114 mm) diameter with 7/8" (22 mm) center hole.
- Industrial-quality electric motor rated at 6 amps.
- Easily accessible brush holders allow quick brush replacement (recommended every 150 hours).
- Convenient spindle lock offers fast change of accessory.
- Press-fit design keeps gear in place, for optimum gear life.
- Locking power switch allows extended use with less operator fatigue.
- Repositioning side handle for left or right hand operation.
- All ball-bearing and needle-bearing construction ensures longer tool durability.



40260 Depressed Center Wheel Grinder offers countless grinding and material removal solutions to a wide variety of industries.

**IMPORTANT:** Speed of tool must not exceed maximum operating speed of accessory. Never mount non-reinforced grinding wheels. Always wear eye, face & body protection.

Model Number	Maximum Watts Out	Motor RPM	Voltage (AC)	Current Amps	Phase	Frequency	Weight* Pound (kg)	Length Inch (mm)	Height Inch (mm)
40260	680	11,000	120	6	1	60 Hz	4.6 (2.1)	12 (305)	4-1/4 (108)

\*Weight includes flanges, side handle and wheel guard, with no wheel attached.

## [Dynabrade.com](http://Dynabrade.com)

**Now Available in NINE Languages!**

- **English**
- **German** (Deutsch)
- **Turkish** (Türkçe)
- **Spanish** (Español)
- **Portuguese** (Português)
- **Italian** (Italiano)
- **French** (Français)
- **Simplified Chinese** (简体中文)
- **Russian** (русский)



GRINDERS



# Depressed Center Wheel Grinders

## Air-Powered Grinders, 5" Diameter



COUPLER/PLUG  
PAGE 228

ACCESSORIES  
PAGE 222

*For Fast Weld and Stock Removal, Rust and Scale Removal, Heavy Deburring*

FOR TYPE 27 REINFORCED  
DEPRESSED CTR. WHEELS  
5" Dia. (127 mm)  
SEE PAGE 281


*5" Diameter, Pistol Grip, .7 hp, Rear Exhaust*

### Model 50340 11,000 RPM

- Accepts optional Type 27 Reinforced Depressed Center Wheel, 5" diameter, with 7/8" center hole. (Wheel width of 1/8" to 1/4".)
- Governor controlled motor to maintain RPM under heavy load.
- Gearless design for reduced maintenance and downtime.
- Removable side handle, guard and wheel flange set included.



Wheel Sold Separately



Use ONLY Type 27 Reinforced Depressed Center Wheels (sold separately, unless noted) with these models.

*5" Diameter, Vertical, 1.2 hp, Side Exhaust*

### Model 50303 12,000 RPM

- Accepts optional Type 27 Reinforced Depressed Center Wheel, 5" diameter, with 7/8" center hole. (Wheel width of 1/8" to 1/4").
- Powerful air motor is governor-controlled to maintain RPM under heavy load.
- Gearless for reduced maintenance and downtime.
- Safety-lock throttle lever prevents accidental startup. Side handle increases safety and reduces hand fatigue.
- Guard and wheel flange set included.



Wheel Sold Separately

**IMPORTANT:** Speed of tool must not exceed maximum operating speed of accessory. Never mount non-reinforced grinding wheels. Always wear eye, face & body protection.

Model Number	Motor hp (W)	Motor RPM	Sound Level	Maximum Air Flow SCFM (L/Min)	Hose I.D. Size Inch (mm)	Air Inlet Thread	Tool Thread	Weight Pound (kg)	Length Inch (mm)	Height Inch (mm)
50303	1.2 (895)	12,000	81 dB(A)	38 (1,076)	1/2 (13)	1/2" NPT	5/8"-11 Male	5.4 (2.4)	8 (203)	6-5/8 (168)
50340	.7 (522)	11,000	76 dB(A)	32 (906)	3/8 (10)	1/4" NPT	5/8"-11 Male	4.6 (2.1)	8 (203)	6-5/8 (168)

**Tune-Up Kit:** 50303 – No. 96041; 50340 – No. 96047 (page 267) • Additional Specifications: Air Pressure 90 PSIG (6.2 Bar)

# Depressed Center Wheel Grinders

## Air-Powered Grinders, 7" Diameter



1/2" AIR LINE  
PAGE 226

COUPLER/PLUG  
PAGE 228

*For Fast Weld and Stock Removal, Rust and Scale Removal, Heavy Deburring*

**FOR TYPE 27 REINFORCED  
DEPRESSED CTR. WHEELS**  
7" (178 mm) Diameter  
**NOT INCLUDED**

**7" Diameter, Right Angle, 1.2 hp, Side Exhaust**


### Model 50350 6,000 RPM

- Accepts optional 7" diameter Type 27 Reinforced Depressed Center Wheel, with 7/8" center hole (wheel width of 1/8" to 1/4").
- Includes 11399 Type 27 Wheel Mounting Adapter Kit, with front and rear flange plus hex wrench.
- Optional 52190 Guard is available, for left hand operation.



Model 50350

Wheel Not Included



95462 Dynaswivel® air line connector is ideal for use with these tools. It improves tool maneuverability, minimizes operator fatigue and extends hose life. (See page 223.)



**7" Diameter, Right Angle, 2 hp, Side Exhaust**


### Model 50348 6,000 RPM

- Accepts optional 7" diameter Type 27 Reinforced Depressed Center Wheel, with 7/8" center hole (wheel width of 1/8" to 1/4").
- Includes 11399 Type 27 Wheel Mounting Adapter Kit, with front and rear flange plus hex wrench.
- Powerful air motor is governor-controlled to maintain RPM under heavy load, and to insure smooth operation. Lubricated gears increase durability.
- Safety-lock throttle lever prevents accidental startup. Side handle enhances operator control. Rubber insulated grip reduces cold on operator's hand.
- Optional 52190 Guard is available, for left hand operation.



Model 50348

Wheel Not Included



The use of a Filter-Regulator-Lubricator will increase tool performance, extend tool life and lessen repair costs. (See page 224.)



**IMPORTANT:** Speed of tool must not exceed maximum operating speed of accessory. Never mount non-reinforced grinding wheels. Always wear eye, face & body protection.

Model Number	Motor hp (W)	Motor RPM	Sound Level	Maximum Air Flow SCFM (L/Min)	Hose I.D. Size Inch (mm)	Air Inlet Thread	Tool Thread	Weight Pound (kg)	Length Inch (mm)	Height Inch (mm)
50348	2.0 (1,491)	6,000	83 dB(A)	64 (1,812)	1/2 (13)	1/2" NPT	5/8"-11 Male	8.6 (3.9)	13-3/4 (349)	5-1/4 (132)
50350	1.2 (893)	6,000	79 dB(A)	43 (1,218)	1/2 (13)	1/2" NPT	5/8"-11 Male	6.8 (3.1)	11-3/4 (298)	4-5/8 (118)

**Tune-Up Kit:** 50348 – No. 96043; 50350 – No. 96042 (page 267) • Additional Specifications: Air Pressure 90 PSIG (6.2 Bar)

# Depressed Center Wheel Grinders

## Air-Powered Vertical Grinders, 7" and 9" Diameter



1/2" AIR LINE  
PAGE 226

ACCESSORIES  
PAGE 222

*For Fast Weld and Stock Removal, Rust and Scale Removal, Heavy Deburring*

FOR TYPE 27 REINFORCED  
DEPRESSED CTR. WHEELS  
7" (178 mm) Diameter  
*NOT INCLUDED*

- **Governor-controlled air motor** maintains tool RPM under heavy load.
- **Overspeed shut-off feature** ensures maximum operator safety.
- Motor is gearless with less wearable parts, ensuring reduced maintenance and less downtime.
- Insulated tool handle minimizes cold air transmission to the hand. Handle position is adjustable for operator comfort.
- All models include safety-lock throttle lever.
- For peak performance, use of optional 95870 Air Hose (1/2" diameter) is recommended (see page 226).



Model  
53242

### 2 hp (1,491 W) Models, 7" Dia.

- Each model accepts optional Type 27 reinforced Depressed Center Wheels, 7" (178 mm) diameter. (Wheel width of 1/8" to 1/4".) Covers more area in less time!



**Model 53232**  
**6,000 RPM**

**Model 53234**  
**7,200 RPM**

**Model 53235**  
**8,500 RPM**



Model  
53232

Wheel not  
included

### 3 hp (2,237 W) Models, 7" Dia.

- Each model accepts optional Type 27 reinforced Depressed Center Wheels, 7" (178 mm) diameter. (Wheel width of 1/8" to 1/4".) Covers more area in less time!



**Model 53242**  
**6,000 RPM**

**Model 53244**  
**7,200 RPM**

**Model 53245**  
**8,500 RPM**



Model  
53242

Wheel not  
included

### 3 hp (2,237 W) Model, 9" Dia.

**Model 53249**  
**6,000 RPM**

- Accepts optional Type 27 reinforced Depressed Center Wheels, 9" (229 mm) diameter. Covers more area in less time!



Model  
53249

Wheel not  
included

**IMPORTANT:** Speed of tool must not exceed maximum operating speed of accessory. Never mount non-reinforced grinding wheels. Always wear eye, face & body protection.

Model Number	Motor hp (W)	Motor RPM	Sound Level	Maximum Air Flow SCFM (L/Min)	Hose I.D. Size Inch (mm)	Air Inlet Thread	Spindle Thread	Weight Pound (kg)	Length Inch (mm)	Height Inch (mm)
53232	2 (1,491)	6,000	84 dB(A)	80 (2,265)	1/2 (13)	1/2" NPT	5/8"-11 Male	9.2 (4.2)	9.5 (241)	6.5 (166)
53234	2 (1,491)	7,200	81 dB(A)	87 (2,464)	1/2 (13)	1/2" NPT	5/8"-11 Male	9.2 (4.2)	9.5 (241)	6.5 (166)
53235	2 (1,491)	8,500	81 dB(A)	84 (2,379)	1/2 (13)	1/2" NPT	5/8"-11 Male	9.2 (4.2)	9.5 (241)	6.5 (166)
53242	3 (2,237)	6,000	83 dB(A)	89 (2,520)	1/2 (13)	1/2" NPT	5/8"-11 Male	9.8 (4.4)	9.5 (241)	7 (179)
53244	3 (2,237)	7,200	86 dB(A)	98 (2,775)	1/2 (13)	1/2" NPT	5/8"-11 Male	9.8 (4.4)	9.5 (241)	7 (179)
53245	3 (2,237)	8,500	85 dB(A)	97 (2,747)	1/2 (13)	1/2" NPT	5/8"-11 Male	9.8 (4.4)	9.5 (241)	7 (179)
53249	3 (2,237)	6,000	85 dB(A)	87 (2,464)	1/2 (13)	1/2" NPT	5/8"-11 Male	11.4 (5.2)	9.5 (241)	7.2 (182)

**Tune-Up Kit:** 2 hp Models – No. 96552; 3 hp Models – No. 96553 (page 267) • Additional Specifications: Air Pressure 90 PSIG (6.2 Bar)



# Type 1 Wheel Grinders

## Air-Powered Grinders, 3" and 4" Diameter



COUPLER/PLUG  
PAGE 228

ACCESSORIES  
PAGE 222

*Clean Metal, Grind and Smooth Weld Seams,  
Remove Imperfections Prior to Painting*

FOR REINFORCED TYPE 1  
GRINDING WHEELS  
3" and 4" Dia. (76 mm and 102 mm)  
SEE PAGE 281

### 3" Diameter, Straight Line, 1 hp, 6" Extension

- Each model accepts optional 3" diameter Type 1 Reinforced Wheel, with 3/8" center hole (maximum wheel width of 1/2").
- Governor-controlled motor maintains RPM under heavy load; rear exhaust.
- Safety-lock lever is included on all models.
- Standard cushioned grip enhances operator comfort and control.


**Model 52376** 12,000 RPM

**Model 52377** 15,000 RPM

**Model 52378** 18,000 RPM



Model  
52376



Always use required wheel guard. Never remove a guard that is specified for a tool.


Wheel Sold Separately

### 4" Diameter, Straight Line, 1 hp

- Each model accepts optional 4" diameter Type 1 Reinforced Wheel, with 3/8" center hole (maximum wheel width of 1/4").
- Governor-controlled motor maintains RPM under heavy load; rear exhaust.
- Safety-lock lever is included on all models.

**Model 52373** 12,000 RPM

**Model 52374** 15,000 RPM



Model  
52373


Wheel Sold Separately

### 4" Diameter, Straight Line, 1 hp, 6" Extension

- Each model accepts optional 4" diameter Type 1 Reinforced Wheel, with 3/8" center hole (maximum wheel width of 1/4").
- Governor-controlled motor maintains RPM under heavy load; rear exhaust.
- Safety-lock lever is included on all models.
- Standard cushioned grip enhances operator comfort and allows additional control.

**Model 52379** 12,000 RPM

**Model 52380** 15,000 RPM



Model  
52379

Wheel Sold Separately

**IMPORTANT:** Speed of tool must not exceed maximum operating speed of accessory. Never mount non-reinforced grinding wheels. Always wear eye, face & body protection.

Model Number	Motor hp (W)	Motor RPM	Sound Level	Maximum Air Flow SCFM (L/Min)	Hose I.D. Size Inch (mm)	Air Inlet Thread	Tool Thread	Weight Pound (kg)	Length Inch (mm)	Height Inch (mm)
52373	1.0 (744)	12,000	81 dB(A)	38 (1,076)	3/8 (10)	3/8" NPT	3/8"-24 Male	2.7 (1.2)	8-5/8 (218)	4-1/2 (113)
52374	1.0 (744)	15,000	77 dB(A)	39 (1,104)	3/8 (10)	3/8" NPT	3/8"-24 Male	2.8 (1.3)	9-3/4 (248)	4-1/2 (113)
52376	1.0 (744)	12,000	81 dB(A)	38 (1,076)	3/8 (10)	3/8" NPT	3/8"-24 Male	3.9 (1.8)	14-1/4 (362)	3-1/2 (89)
52377	1.0 (744)	15,000	77 dB(A)	39 (1,104)	3/8 (10)	3/8" NPT	3/8"-24 Male	3.9 (1.8)	14-1/4 (362)	3-1/2 (89)
52378	1.0 (744)	18,000	78 dB(A)	40 (1,133)	3/8 (10)	3/8" NPT	3/8"-24 Male	3.9 (1.8)	14-1/4 (362)	3-1/2 (89)
52379	1.0 (744)	12,000	81 dB(A)	38 (1,076)	3/8 (10)	3/8" NPT	3/8"-24 Male	3.9 (1.8)	14-1/4 (362)	4-1/2 (113)
52380	1.0 (744)	15,000	77 dB(A)	39 (1,104)	3/8 (10)	3/8" NPT	3/8"-24 Male	3.9 (1.8)	14-1/4 (362)	4-1/2 (113)

**Tune-Up Kit: No. 96532** (page 267) • Additional Specifications: Air Pressure 90 PSIG (6.2 Bar)

# Type 11 Cup Wheel Grinders

## Air-Powered Vertical Grinders, 6" Diameter



1/2" AIR LINE  
PAGE 226

ACCESSORIES  
PAGE 222

*For Fast Weld and Stock Removal, Rust and Scale Removal, Heavy Deburring*

FOR TYPE 11 CUP WHEELS  
AND WIRE BRUSHES  
6" (152 mm) diameter  
*NOT INCLUDED*

- Each model accepts optional Type 11 Cup Wheels, 6" (152 mm) diameter. Covers more area in less time!
- **Governor-controlled air motor** maintains tool RPM under heavy load.
- **Overspeed shut-off feature** ensures maximum operator safety.
- Motor is gearless with less wearable parts, ensuring reduced maintenance and less downtime.
- Insulated tool handle minimizes cold air transmission to the hand. Handle position is adjustable for operator comfort.
- All models include safety-lock throttle lever.
- For peak performance, use of optional 95870 Air Hose (1/2" diameter) is recommended (see page 226).



Model  
53233



Model  
53233

*Model 53233 shown powering 6" dia. Type 11 Cup Wheel. Tool also accepts Wire Brushes.*

**Model 53233**  
**2 hp (1,491 W),**  
**6,000 RPM**

**Model 53243**  
**3 hp (2,237 W),**  
**6,000 RPM**

*Cup Wheel  
Not Included*



**IMPORTANT:** Speed of tool must not exceed maximum operating speed of accessory. Always wear eye, face & body protection.

Model Number	Motor hp (W)	Motor RPM	Sound Level	Maximum Air Flow SCFM (L/Min)	Hose I.D. Size Inch (mm)	Air Inlet Thread	Spindle Thread	Weight Pound (kg)	Length Inch (mm)	Height Inch (mm)
53233	2 (1,491)	6,000	83 dB(A)	80 (2,265)	1/2 (13)	1/2" NPT	5/8"-11 Male	10.5 (4.7)	9.5 (241)	7 (178)
53243	3 (2,237)	6,000	82 dB(A)	89 (2,520)	1/2 (13)	1/2" NPT	5/8"-11 Male	11.1 (5)	9.5 (241)	7.5 (190)

**Tune-Up Kit:** 53233 – No. 96552; 53243 – No. 96553 (page 267) • Additional Specifications: Air Pressure 90 PSIG (6.2 Bar)

## Safety Procedures for Grinding Wheels

**Operator Should Comply with OSHA and ANSI B7.1 Safety Regulations**

- **DO** check all wheels for cracks or other damage before mounting.
- **DO** check machine speed against the established maximum safe operating speed marked on wheel.
- **DO** use mounting blotters when supplied with wheels.
- **DO** be sure wheel hole, threaded or unthreaded, fits machine arbor properly and that flanges are clean, flat and of the proper type for the wheel you are mounting.
- **DO** always run wheel in a protected area at least one minute before grinding.
- **DO** use wheel guard furnished with machine.
- **DO** always wear protective safety glasses and additional eye and face protection if required.
- **DO** employ dust controls and/or protective measures appropriate to the material being ground.
- **DO NOT** use wheels which have been dropped or otherwise damaged.
- **DO NOT** use a grinding wheel that has rated speed less than the speed of the grinder
- **DO NOT** use excessive pressure when mounting wheel between flanges. Tighten nut only enough to hold wheel firmly.
- **DO NOT** use heavy side grinding pressure on any Type 1 straight wheel or thin Type 27 wheel.
- **DO NOT** handle machine carelessly. Stop wheel on work and use racks or hooks to support machine when not in use.
- **DO NOT** use relieved or recessed flanges with threaded hole cup wheels, cones or plugs.
- **DO NOT** mount more than one wheel on a single arbor.

*Permission for reprint of form 4968T granted by UAMA*

# Cone or Plug Wheel Grinders

## Air-Powered Grinders

COLLET INSERTS  
PAGE 51CARBIDE BURRS  
PAGE 251

*Clean Metal, Grind and Smooth Weld Seams,  
Remove Imperfections Prior to Painting*

**FOR CONE OR PLUG WHEELS**  
1-1/2" (38 mm) diameter  
**NOT INCLUDED**

### Straight Line, 1 hp, Rear Exhaust

- Each model accepts optional Abrasive Cone or Plug Wheel, maximum 1-1/2" diameter, with 3/8"-24 threaded insert.
- Governor-controlled motor maintains RPM under heavy load.
- Safety-lock lever is included on all models.
- Industrial applications in fabrication plants, welding shops, foundries, steel mills and shipyards.

**Model 52715** 12,000 RPM

**Model 52716** 15,000 RPM

**Model 52717** 18,000 RPM

**Model 52718** 20,000 RPM



### Straight Line, 1 hp, Rear Exhaust, 6" Extension



- Each model accepts optional Abrasive Cone or Plug Wheel, maximum 1-1/2" diameter, with 3/8"-24 threaded insert.
- Governor-controlled motor maintains RPM under heavy load.
- Safety-lock lever is included on all models.
- Standard cushioned grip enhances operator comfort and offers additional control.
- Industrial applications in fabrication plants, welding shops, foundries, steel mills and shipyards.

**Model 52719** 12,000 RPM


**Model 52720** 15,000 RPM

**Model 52721** 18,000 RPM

**Model 52722** 20,000 RPM



All models can be converted to 5/8"-11 thread with 53652 cone or plug adapter.



Optional 53621 Overhose Assembly may be used to further reduce noise levels by as much as 5 dB(A). Overhose redirects exhaust away from operator and workpiece. Air line sold separately. (See page 247.)



**IMPORTANT:** Speed of tool must not exceed maximum operating speed of accessory. Never mount non-reinforced grinding wheels. Always wear eye, face & body protection.

Model Number	Motor hp (W)	Motor RPM	Sound Level	Maximum Air Flow SCFM (L/Min)	Hose I.D. Size Inch (mm)	Air Inlet Thread	Tool Thread	Weight Pound (kg)	Length Inch (mm)	Height Inch (mm)
52715	1.0 (744)	12,000	81 dB(A)	38 (1,076)	3/8 (10)	3/8" NPT	3/8"-24 Male	2.0 (198)	7-3/4 (198)	1-7/8 (48)
52716	1.0 (744)	15,000	77 dB(A)	39 (1,104)	3/8 (10)	3/8" NPT	3/8"-24 Male	2.0 (198)	8-7/8 (225)	1-7/8 (48)
52717	1.0 (744)	18,000	78 dB(A)	40 (1,133)	3/8 (10)	3/8" NPT	3/8"-24 Male	2.0 (198)	8-7/8 (225)	1-7/8 (48)
52718	1.0 (744)	20,000	78 dB(A)	44 (1,256)	3/8 (10)	3/8" NPT	3/8"-24 Male	2.0 (198)	8-7/8 (225)	1-7/8 (48)
52719	1.0 (744)	12,000	81 dB(A)	38 (1,076)	3/8 (10)	3/8" NPT	3/8"-24 Male	3.3 (1.5)	13-1/4 (335)	1-7/8 (48)
52720	1.0 (744)	15,000	77 dB(A)	39 (1,104)	3/8 (10)	3/8" NPT	3/8"-24 Male	3.3 (1.5)	14-3/8 (365)	1-7/8 (48)
52721	1.0 (744)	18,000	78 dB(A)	40 (1,133)	3/8 (10)	3/8" NPT	3/8"-24 Male	3.3 (1.5)	14-3/8 (365)	1-7/8 (48)
52722	1.0 (744)	20,000	78 dB(A)	44 (1,256)	3/8 (10)	3/8" NPT	3/8"-24 Male	3.3 (1.5)	14-3/8 (365)	1-7/8 (48)

**Tune-Up Kit: No. 96532** (page 267) • Additional Specifications: Air Pressure 90 PSIG (6.2 Bar)



# Extension Cone or Plug Wheel Grinders

## Straight-Line, Rear Exhaust Models

COLLET INSERTS  
PAGE 51CARBIDE BURRS  
PAGE 251

### Allows Efficient Work Within Long Pipes, Castings and More

FOR CONE OR PLUG WHEELS  
1-1/2" (38 mm) diameter  
NOT INCLUDED

- Each model accepts optional Abrasive Cone or Plug Wheel, maximum 1-1/2" diameter, with 3/8"-24 threaded insert.
- Extension Grinders allow operator to extend into work pieces and reach lengthy distances.
- Extension length allows longer reach than competitive models!
- Extensions are constructed of steel for maximum durability.
- Designed for minimal vibration. Extensions do not spin during tool use, so continuous tightening is not needed (as with some one-piece shaft-type extensions).
- Tools can also be fitted with optional collets and inserts.

### Composite Housing Models 18,000 RPM

**Model 53531** 18-3/8" Length

**Model 53532** 26-3/4" Length

**Model 53533** 35-1/8" Length

### Composite Housing Models 3,400 RPM

- Slower speed is ideal for buffing and polishing. Tools can be fitted with optional buffing pads.

**Model 53521** 19-3/4" Length


**Model 53522** 28-1/8" Length

**Model 53523** 36-1/2" Length

### Steel Housing Model

**Model 53783** 20,000 RPM  
12-3/4" Length

- Steel housing offers increased durability.
- Rubber Grip Housing reduces vibration and cold air transmission.
- Ideal for use in foundries, welding operations and shipyards.



All models have  
1-3/8" outside diameter.

Plug Wheels Not Included



Extend into hard-to-reach places by choosing the suitable extension for the job.

Model Number	Motor hp (W)	Motor RPM	Sound Level	Maximum Air Flow SCFM (L/Min)	Hose I.D. Size Inch (mm)	Air Inlet Thread	Tool Thread	Weight Pound (kg)	Length Inch (mm)	Height Inch (mm)
53521	1.0 (744)	3,400	79 dB(A)	41 (1,161)	3/8 (10)	3/8" NPT	1/2"-20 Male	5.5 (2.5)	19-3/4 (502)	1-7/8 (48)
53522	1.0 (744)	3,400	79 dB(A)	41 (1,161)	3/8 (10)	3/8" NPT	1/2"-20 Male	7.6 (3.5)	28-1/8 (714)	1-7/8 (48)
53523	1.0 (744)	3,400	79 dB(A)	41 (1,161)	3/8 (10)	3/8" NPT	1/2"-20 Male	9.75 (4.4)	36-1/2 (927)	1-7/8 (48)
53531	1.0 (744)	18,000	75 dB(A)	41 (1,161)	3/8 (10)	3/8" NPT	3/8"-24 Male	4.8 (2.2)	18-3/8 (467)	1-7/8 (48)
53532	1.0 (744)	18,000	75 dB(A)	41 (1,161)	3/8 (10)	3/8" NPT	3/8"-24 Male	6.9 (3.1)	26-3/4 (679)	1-7/8 (48)
53533	1.0 (744)	18,000	75 dB(A)	41 (1,161)	3/8 (10)	3/8" NPT	3/8"-24 Male	8.9 (4.0)	35-1/8 (892)	1-7/8 (48)
53783	0.7 (522)	20,000	80 dB(A)	39 (1,104)	1/4 (6)	1/4" NPT	3/8"-24 Male	3.9 (1.7)	12.7 (322)	1.7 (45)

Tune-Up Kit: No. 96532 (page 267) • Additional Specifications: Air Pressure 90 PSIG (6.2 Bar)

# Cut-Off Wheel Tools

## Air-Powered Cutting Tools, 3" Diameter



**DYNASWIVEL®**  
PAGE 223

**COUPLER/PLUG**  
PAGE 228

*For Efficient Cutting of Sheet Metal, Frame Rails, Clamps, Bolts, etc.*

**FOR REINFORCED CUT-OFF WHEELS**  
3" (76 mm) diameter  
SEE PAGES 281, 293

### 3" Diameter, Straight Line, .5 hp, 20,000 RPM

- Each model accepts optional 3" diameter reinforced Type 41 Cut-Off Wheels with 3/8" center hole.
- Gearless motor design for reduced maintenance and downtime.
- Safety-lock lever is included.

**Model 52434** *Front Exhaust*


**Model 52435** *Rear Exhaust*



### 3" Diameter, 7° Offset, .5 hp, 20,000 RPM

**Model 52420** *Front Exhaust*

- Accepts optional 3" diameter reinforced Type 41 Cut-Off Wheels with 3/8" center hole.
- Gearless motor design for reduced maintenance and downtime.
- Safety-lock lever is included.



Always use required wheel guard. Never remove a guard that is specified for a tool.



### 3" Diameter, Straight Line, 1 hp, 6" Extension

- Each model accepts optional 3" diameter reinforced Type 41 Cut-Off Wheels with 3/8" center hole.
- Gearless motor design for reduced maintenance and downtime.
- Governor-controlled motor maintains RPM under heavy load.
- Safety-lock lever is included; rear exhaust.

**Model 52576** *15,000 RPM*

**Model 52577** *18,000 RPM*

**Model 52578** *20,000 RPM*



### 3" Diameter, Right Angle, .4 hp, Diamond Cut-Off Wheel

**Model 52439** *12,000 RPM*

- Accepts optional 3" diameter Diamond Cut-Off Wheels with 3/8" center hole (see page 293).
- Ideal for cutting thick fiberglass over-wrap and fiber spray.
- "Dual wick" lubrication system saturates gears with oil for increased performance, extended life and reduced downtime. Tool includes 95848 Gear Oil and 95541 Gear Oil Gun.
- Safety-lock lever is included; rear exhaust.



**IMPORTANT:** Speed of tool must not exceed maximum operating speed of accessory. Never mount non-reinforced grinding wheels. Always wear eye, face & body protection.

Model Number	Motor hp (W)	Motor RPM	Sound Level	Maximum Air Flow SCFM (L/Min)	Hose I.D. Size Inch (mm)	Air Inlet Thread	Tool Thread	Weight Pound (kg)	Length Inch (mm)	Height Inch (mm)
52420	0.5 (373)	20,000	82 dB(A)	28 (793)	3/8 (10)	1/4" NPT	3/8"-24 Male	2.2 (1.0)	6 (152)	5-1/2 (140)
52434	0.5 (373)	20,000	81 dB(A)	27 (765)	3/8 (10)	1/4" NPT	3/8"-24 Male	2.0 (0.9)	6-3/8 (162)	3-1/8 (79)
52435	0.5 (373)	20,000	77 dB(A)	27 (765)	3/8 (10)	1/4" NPT	3/8"-24 Male	2.3 (1.0)	8-1/2 (126)	3-1/8 (79)
52439	0.4 (306)	12,000	83 dB(A)	21 (595)	1/4 (6)	1/4" NPT	3/8"-24 Male	1.6 (0.7)	8-1/2 (126)	3-1/8 (79)
52576	1 (744)	15,000	77 dB(A)	39 (1,104)	3/8 (10)	3/8" NPT	3/8"-24 Male	4.0 (1.8)	14-7/8 (379)	3-1/8 (79)
52577	1 (744)	18,000	78 dB(A)	40 (1,133)	3/8 (10)	3/8" NPT	3/8"-24 Male	4.0 (1.8)	14-7/8 (379)	3-1/8 (79)
52578	1 (744)	20,000	78 dB(A)	44 (1,256)	3/8 (10)	3/8" NPT	3/8"-24 Male	4.0 (1.8)	14-7/8 (379)	3-1/8 (79)

**Tune-Up Kit:** 52434 – No. 98623; 52435 – No. 95600; 52420 – No. 96044; 52576 – No. 96039; 52577, 52578 – No. 96532; 52439 – No. 96179 (page 267)

Additional Specifications: Air Pressure 90 PSIG (6.2 Bar)

GRINDERS

# Cut-Off Wheel Tools

## Air-Powered Cutting Tools, 3" and 4" Diameter



DYNASWIVEL®  
PAGE 223

COUPLER/PLUG  
PAGE 228

*For Efficient Cutting of Sheet Metal, Frame Rails, Clamps, Bolts, etc.*

FOR TYPE 41 REINFORCED  
CUT-OFF WHEELS  
3" and 4" Dia. (76 mm and 102 mm)  
SEE PAGE 281

- Models accepts optional 3" or 4" diameter Type 41 reinforced Cut-Off Wheels, with 3/8" center hole.
- "Dual-wick" lubrication system saturates gears with oil for increased performance, extended life and reduced downtime.
- Adjustable wheel guard provides maximum operator protection.
- Safety-lock lever is included.



### Composite Housing Models

#### Right Angle, .7 hp, Rear Exhaust

- Models include aluminum right angle housing.

**Model 54730** 3" Dia., 18,000 RPM

**Model 54734** 4" Dia., 13,500 RPM

- Each model includes side handle for left or right-hand use.

**Model 54732** 3" Dia., Extended, 18,000 RPM

**Model 54736** 4" Dia., Extended, 13,500 RPM

- Extension design allows longer reach on work piece, and two-hand control for added comfort.



Model 54730

Wheel Sold Separately



Extended Model 54736

Wheel Sold Separately

### Steel Housing Models

#### Right Angle, .7 hp, Rear Exhaust

- Steel housings offer increased durability!
- Models include steel right angle housing.

**Model 54740** 3" Dia., 18,000 RPM

**Model 54744** 4" Dia., 13,500 RPM

- Each model includes side handle for left or right-hand use.

**Model 54742** 3" Dia., Extended, 18,000 RPM

**Model 54746** 4" Dia., Extended, 13,500 RPM

- Extension design allows longer reach on work piece, and two-hand control for added comfort.



All models on page include 95848 Gear Oil and 95541 Gear Oil Gun. Simple lubrication extends gear life.



Model 54744

Wheel Sold Separately



Extended Model 54746

Wheel Sold Separately

**IMPORTANT:** Speed of tool must not exceed maximum operating speed of accessory. Never mount non-reinforced grinding wheels. Always wear eye, face & body protection.

Model Number	Motor hp (W)	Motor RPM	Sound Level	Maximum Air Flow SCFM (L/Min)	Hose I.D. Size Inch (mm)	Air Inlet Thread	Tool Thread	Weight Pound (kg)	Length Inch (mm)	Height Inch (mm)
54730	0.7 (522)	18,000	83 dB(A)	41 (1,161)	3/8 (10)	1/4" NPT	3/8"-24 Male	3 (1.3)	8 (202)	3-1/8 (79)
54732	0.7 (522)	18,000	82 dB(A)	41 (1,161)	3/8 (10)	1/4" NPT	3/8"-24 Male	3.5 (1.6)	11-3/8 (288)	3-1/8 (79)
54734	0.7 (522)	13,500	83 dB(A)	40 (1,133)	3/8 (10)	1/4" NPT	3/8"-24 Male	3.2 (1.4)	8 (202)	3-1/16 (78)
54736	0.7 (522)	13,500	83 dB(A)	40 (1,133)	3/8 (10)	1/4" NPT	3/8"-24 Male	3.7 (1.7)	11-3/8 (288)	3-1/16 (78)
54740	0.7 (522)	18,000	82 dB(A)	41 (1,161)	3/8 (10)	1/4" NPT	3/8"-24 Male	3.8 (1.7)	8-1/16 (204)	3-1/8 (79)
54742	0.7 (522)	18,000	79 dB(A)	41 (1,161)	3/8 (10)	1/4" NPT	3/8"-24 Male	4.2 (1.9)	11-7/16 (290)	3-1/8 (79)
54744	0.7 (522)	13,500	81 dB(A)	40 (1,133)	3/8 (10)	1/4" NPT	3/8"-24 Male	4 (1.8)	8-1/16 (204)	3-1/16 (78)
54746	0.7 (522)	13,500	81 dB(A)	40 (1,133)	3/8 (10)	1/4" NPT	3/8"-24 Male	4.4 (2)	11-7/16 (290)	3-1/16 (78)

**Tune-Up Kit:** Composite – No. 96680; Steel – No. 98623 (page 267) • Additional Specifications: Air Pressure 90 PSIG (6.2 Bar)



# Cut-Off Wheel Tools

## Air-Powered Cutting Tools, 4" Diameter

DYNASWIVEL®  
PAGE 223COUPLER/PLUG  
PAGE 228

*For Efficient Cutting of Sheet Metal, Frame Rails, Clamps, Bolts, etc.*


**FOR TYPE 41 REINFORCED  
CUT-OFF WHEELS**  
4" (102 mm) diameter  
SEE PAGE 281

### 4" Diameter, 7° Offset, .7 hp, Front Exhaust

- Each model accepts optional 4" diameter reinforced Type 41 Cut-Off Wheels with 3/8" center hole. (Wheel width of 1/32" - 1/8".)
- Gearless motor design for reduced maintenance and downtime.
- Tool handle is offset 7° for greater operator comfort.
- Safety-lock lever is included; rear exhaust.

**Model 52430**  
**15,000 RPM**

**Model 52431**  
**20,000 RPM**



Dynaswivel® air line connector is ideal for use with most air tools. It improves tool maneuverability, minimizes operator fatigue and extends hose life. (See page 223.)



Model  
52430

Wheel Sold  
Separately



**Gearless**

### 4" Diameter, Straight Line, 1 hp, Rear Exhaust

- Each model accepts optional 4" diameter reinforced Type 41 Cut-Off Wheels with 3/8" center hole. (Wheel width of 1/32" - 1/8".)
- Governor controlled motor to maintain RPM under heavy load.
- Safety-lock lever is included.

**Model 52573**  
**15,000 RPM**

**Model 52574**  
**18,000 RPM**



Model  
52573


Wheel Sold  
Separately

### 4" Diameter, Straight Line, 1 hp, 6" Extension

- Each model accepts optional 4" diameter reinforced Type 41 Cut-Off Wheels with 3/8" center hole. (Wheel width of 1/32" - 1/8".)
- Governor controlled motor to maintain RPM under heavy load.
- Safety-lock lever is included; rear exhaust.

**Model 52579**  
**15,000 RPM**

**Model 52580**  
**18,000 RPM**



Always use required wheel guard. Never remove a guard that is specified for a tool.



Model  
52580

Wheel Sold  
Separately

**IMPORTANT:** Speed of tool must not exceed maximum operating speed of accessory. Never mount non-reinforced grinding wheels. Always wear eye, face & body protection.

Model Number	Motor hp (W)	Motor RPM	Sound Level	Maximum Air Flow SCFM (L/Min)	Hose I.D. Size Inch (mm)	Air Inlet Thread	Tool Thread	Weight Pound (kg)	Length Inch (mm)	Height Inch (mm)
52430	0.7 (522)	15,000	89 dB(A)	32 (906)	1/4 (6)	1/4" NPT	3/8"-24 Male	2.7 (1.2)	7-3/8 (187)	4-3/4 (121)
52431	0.7 (522)	20,000	88 dB(A)	36 (1,020)	1/4 (6)	1/4" NPT	3/8"-24 Male	2.7 (1.2)	7-3/8 (187)	4-3/4 (121)
52573	1 (744)	15,000	77 dB(A)	39 (1,104)	3/8 (10)	3/8" NPT	3/8"-24 Male	2.5 (1.1)	9-3/8 (238)	4-1/2 (113)
52574	1 (744)	18,000	78 dB(A)	40 (1,133)	3/8 (10)	3/8" NPT	3/8"-24 Male	2.5 (1.1)	9-3/8 (238)	4-1/2 (113)
52579	1 (744)	15,000	77 dB(A)	39 (1,104)	3/8 (10)	3/8" NPT	3/8"-24 Male	4.1 (1.8)	14-7/8 (379)	4-1/2 (113)
52580	1 (744)	18,000	78 dB(A)	40 (1,133)	3/8 (10)	3/8" NPT	3/8"-24 Male	4.1 (1.8)	14-7/8 (379)	4-1/2 (113)

**Tune-Up Kit:** .7 hp models – No. 96045; 1 hp models – No. 96532 (page 267) • Additional Specifications: Air Pressure 90 PSIG (6.2 Bar)

# Vacuum Cut-Off Wheel Tools

## Air-Powered Cutting Tools, 3" Diameter



DYNASWIVEL®  
PAGE 223

COUPLER/PLUG  
PAGE 228

*For Efficient Cutting with Capture of Dust and Debris.  
Ideal for use on Fiberglass and Composites.*

FOR DIAMOND  
CUT-OFF WHEELS  
3" (76 mm) Diameter  
SEE PAGE 293

**3" Diameter, Right Angle, .4 hp, 12,000 RPM**

### Model 52538 *Rear Exhaust*

- Ideal for use with optional 3" diameter Diamond Cut-Off Wheels with 3/8" center hole.
- Adjustable wheel guard has vacuum port (1" outside diameter) that diverts airborne dust and debris to optional vacuum source.
- Non-marring composite base is removable to utilize maximum blade depth of 11/16". Optional 52646 composite base is available for gel coat notching.
- "Dual wick" lubrication system saturates gears with oil for increased performance, extended life and reduced downtime. Tool includes 95848 Gear Oil and 95541 Gear Oil Gun.
- Safety-lock lever is included.



**3" Diameter, Extended Straight-Line, 1 hp, 18,000 RPM**

### Model 52537 *Rear Exhaust*

- For use with optional 3" diameter Diamond Cut-Off Wheels with 3/8" center hole.
- Vacuum shroud diverts airborne dust and debris, through 1" outside diameter port to optional external vacuum source.
- Vacuum shroud cover may also be used as a trim guide, for cutting as close as 5/32" (4 mm).
- Extension design is ideal for two-hand use, offering enhanced comfort and control.
- Blade guide allows exposure of 9/16" (14 mm) depth of Cut-Off Wheel.
- Cut-Off Wheel is changed quickly and easily, without removal of shroud cover plate.
- Safety-lock throttle lever is included.



GRINDERS



**The *ONLY* Extension  
Vacuum Cut-Off Wheel  
Tool on the Market!**



*Vacuum shroud cover may be used as a trim guide, for cutting as close as 5/32" (4 mm).*

**IMPORTANT:** Speed of tool must not exceed maximum operating speed of accessory. Never mount saw blades or non-reinforced grinding wheels.  
Always wear eye, face & body protection.

Model Number	Motor hp (W)	Motor RPM	Sound Level	Maximum Air Flow SCFM (L/Min)	Hose I.D. Size Inch (mm)	Air Inlet Thread	Tool Thread	Weight Pound (kg)	Length Inch (mm)	Height Inch (mm)
52538	0.4 (298)	12,000	83 dB(A)	21 (595)	3/8 (10)	1/4" NPT	3/8"-24 Male	2 (.97)	8-5/8 (219)	4-3/8 (111)
52537	1.0 (746)	18,000	79 dB(A)	41 (1,161)	3/8 (10)	3/8" NPT	3/8"-24 Male	3.75 (1.7)	14-5/8 (371)	4-1/2 (114)

**Tune-Up Kit:** 52538 – No. 96179; 52537 – No. 96532 (page 267) • Additional Specifications: Air Pressure 90 PSIG (6.2 Bar)

# Vacuum Cut-Off Wheel Tool

## Air-Powered Cutting Tool, 3" Diameter



DYNAJET  
PAGE 224

COUPLER/PLUG  
PAGE 228

*Unique Shroud and Flange Design Adds Versatility!  
Ideal for use on Fiberglass and Composites.*

FOR DIAMOND  
CUT-OFF WHEELS  
3" (76 mm) Diameter  
SEE PAGE 293

**3" Diameter, Straight-Line, .7 hp, 20,000 RPM**

### Model 52418 Rear Exhaust

- Accepts optional 3" (76 mm) diameter Diamond Cut-Off Wheels with 3/8" diameter mandrel.
- Unique cutaway shroud design allows 1" (25 mm) wheel depth exposure.
- Vacuum shroud diverts dust and debris through 1" outside diameter port, to optional vacuum source.
- Non-marring plastic flange protects work surface while cutting.
- Adjustable cutting height, from flush to 5/8" (16 mm) above work surface, is achieved by inserting wheel mandrel deeper into collet.
- Operating tool in horizontal position allows flush-cut trimming of edges.
- An essential tool for boat builders, pool, spa and shower manufacturers, and composite industries.
- Safety-lock lever is included.



*Place this edge against workpiece for consistent cut!*

Includes 94300 Composite  
Dynaswivel® Air Line Connector

Extended rear exhaust  
muffler for reduced  
sound levels

Safety-lock lever  
is included

Ideal for both vertical and  
horizontal operation

1" Dia. Vacuum Port

Unique cutaway shroud allows 1"  
(25 mm) wheel depth exposure

3/8" Collet Size

Non-marring plastic flange  
protects work surface



**IMPORTANT:** Speed of tool must not exceed maximum operating speed of accessory. Never mount saw blades or non-reinforced grinding wheels.  
Always wear eye, face & body protection.

Model Number	Motor hp (W)	Motor RPM	Sound Level	Maximum Air Flow SCFM (L/Min)	Hose I.D. Size Inch (mm)	Air Inlet Thread	Collet Size	Weight Pound (kg)	Length Inch (mm)	Height Inch (mm)
52418	0.7 (522)	20,000	79 dB(A)	37 (1,048)	3/8 (10)	1/4" NPT	3/8"	3 (1.3)	10-15/16 (265)	5-1/4 (133)

**Tune-Up Kit: No. 96529** (page 267) • Additional Specifications: Air Pressure 90 PSIG (6.2 Bar)



# Vacuum Cut-Off Wheel Tools

## Air-Powered Cutting Tools, 4-1/2"-5" Diameter



DYNAJET  
PAGE 224

COUPLER/PLUG  
PAGE 228

*For Efficient Cutting with Capture of Dust and Debris.  
Ideal for use on Fiberglass and Composites.*

**FOR DIAMOND  
CUT-OFF WHEELS**  
4-1/2"-5" Dia. (114 mm-127 mm)  
SEE PAGE 293

**4-1/2" Diameter, 7° Offset, .7 hp, 20,000 RPM**

### Model 52436 *Rear Exhaust*

- For use with optional 94912 Diamond Cut-Off Wheel, 4-1/2" (114 mm) diameter with 3/8" center hole, slotted for cooler running and longer life.
- Adjustable wheel guard has vacuum port, 1" (25 mm) outside diameter, that diverts airborne dust and debris to optional vacuum source.
- Blade depth exposure of 1-3/16" (30 mm).
- Tool includes cushioned, soft-grip side handle.
- Handle is offset 7° for greater operator comfort and control.
- Safety-lock lever is included.



Model 52436


Wheel Sold Separately



Model 52436



Dynaswivel® air line connector is ideal for use with most air tools. It improves tool maneuverability, minimizes operator fatigue and extends hose life. (See page 223.)



The use of a Filter-Regulator-Lubricator will increase tool performance, extend tool life and lessen repair costs. (See page 224.)



GRINDERS

**5" Diameter, Right Angle, 1 hp, 12,000 RPM**

### Model 52438 *Rear Exhaust*

- For use with optional 5" (127 mm) diameter Diamond Cut-Off Wheel with 3/4" center hole.
- Adjustable wheel guard has vacuum port, 1-1/4" (32 mm) outside diameter, that diverts airborne dust and debris to optional vacuum source.
- Powerful, high-quality air motor is effective for cutting through thick fiberglass over-wrap and fiber spray.
- Blade guide allows controlled cutting depth. Operator may expose up to 1-1/8" (28 mm) depth of Cut-Off Wheel if required.
- Safety-lock lever is included.



Model 52438

Wheel Sold Separately

**IMPORTANT:** Speed of tool must not exceed maximum operating speed of accessory. Never mount saw blades or non-reinforced grinding wheels. Always wear eye, face & body protection.

Model Number	Motor hp (W)	Motor RPM	Sound Level	Maximum Air Flow SCFM (L/Min)	Hose I.D. Size Inch (mm)	Air Inlet Thread	Tool Thread	Weight Pound (kg)	Length Inch (mm)	Height Inch (mm)
52436	0.7 (522)	20,000	90 dB(A)	32 (906)	3/8 (10)	1/4" NPT	3/8"-24 Male	3.1 (1.4)	10-5/8 (270)	5-1/4 (133)
52438	1.0 (746)	12,000	80 dB(A)	40 (1,138)	3/8 (10)	3/8" NPT	3/8"-24 Male	6.7 (3.0)	14-5/8 (371)	4-1/2 (114)

**Tune-Up Kit:** 52436 – No. 96045; 52438 – No. 96532 (page 267) • Additional Specifications: Air Pressure 90 PSIG (6.2 Bar)

# Vacuum Cut-Off Wheel Tool

## Air-Powered Cutting Tool, 5" Diameter



DYNASWIVEL®  
PAGE 223

COUPLER/PLUG  
PAGE 228

*For Efficient Cutting with Capture of Dust and Debris.  
Ideal for use on Fiberglass and Composites.*

**5" Diameter, 1.3 hp, 12,000 RPM**


### Model 52615

- Ideal for use with optional 5" diameter Diamond Cut-Off Wheels with 3/4" diameter center hole (see page 293).
- Adjustable wheel guard has vacuum port (1-1/4" outside diameter) that diverts airborne dust and debris to optional vacuum source.
- Non-marring composite base is removable to utilize maximum blade depth of 1-3/16" (30 mm). Optional 53544 composite base is available for scoring.
- "Wick Lube" System extends gear life with simple lubrication. Tool includes 95848 Gear Oil and 95541 Gear Oil Gun.
- Exhaust system rotates 360° to ensure exhaust is always directed away from operator.
- Safety-lock lever is included.

### Optional Scoring Assembly

#### Part No. 53545

- Skid allows 1/8" deep score. Includes three screws for attaching.



Includes  
95848 Gear Oil  
and 95541  
Gear Oil Gun

Wheel Sold  
Separately

**IMPORTANT:** Speed of tool must not exceed maximum operating speed of accessory. Never mount saw blades or non-reinforced grinding wheels. Always wear eye, face & body protection.

Model Number	Motor hp (W)	Motor RPM	Sound Level	Maximum Air Flow SCFM (L/Min)	Hose I.D. Size Inch (mm)	Air Inlet Thread	Spindle Thread	Weight Pound (kg)	Length Inch (mm)	Height Inch (mm)
52615	1.3 (969)	12,000	84 db(A)	42 (1,189)	3/8 (10)	3/8" NPT	3/8"-24	7.3 (3.3)	15.2 (385)	8.4 (213)

Additional Specifications: Air Pressure 90 PSIG (6.2 Bar)

# Guide to Dynabrade Vacuum Tools

GRINDERS

## Abrasive Belt Tool

Vacuum Dynaflex® II ..... 15



## Die Grinders

Central Vacuum Pencil Grinder ..... 50  
.4 hp Vacuum Die Grinders ..... 69  
.7 hp Vacuum Die Grinders ..... 70  
1 hp Vacuum Die Grinders ..... 70



## Disc Sanders

2" Dia. Vacuum Disc Sanders ..... 85  
3" Dia. Vacuum Disc Sanders ..... 87  
5" Dia. Vacuum Disc Sanders ..... 89  
7" Dia. Vacuum Disc Sander ..... 90



## Grinders

3" Dia. Vacuum Cut-Off  
Wheel Tools ..... 110  
4-1/2" - 5" Dia. Vacuum Cut-Off  
Wheel Tools ..... 112  
5" Dia. Vacuum Cut-Off Wheel Tool ..... 113



## Drills & Specialty Tools

.4 hp Vacuum Drills ..... 136  
.7 hp Vacuum Drills ..... 137  
Vacuum Router ..... 144



## Random Orbital Sanders

Dynorbital® Supreme ..... 148  
Dynorbital® Silver Supreme ..... 152  
Dynorbital-Spirit® ..... 154  
HiVac Dynorbital-Spirit® ..... 156  
Two-Hand Dynorbital® ..... 158  
11" Dia. Two-Hand Dynorbital® ..... 159  
11" Dia. Electric Two-Hand Dynorbital® ..... 159



## Gear-Driven & Finishing Sanders

DynaLocke® ..... 166  
Gear-Driven Sanders ..... 168  
11" Dia. Gear-Driven Sanders ..... 169  
Dynaflex® Detail Sander ..... 170  
Dynabug® "Model T" Sander ..... 174  
Dynabug® Sander ..... 175  
Dynabug® II Sander ..... 177  
DynaLine Sander ..... 178



## Source Capture Systems

..... 204



[Dynabrade.com](http://Dynabrade.com)



# Dynabrade Systems & Solutions



For Grinders and Cut-Off Wheel Tools – Suggested Tool/Accessory Combinations

TOOL	ABRASIVE	ACCESSORIES	
<b>Depressed Center Wheel Grinder</b> <b>Model 52632</b> <i>Right Angle, 12,000 RPM, 1.3 hp</i> Page 98 	<b>4-1/2" Dia. Type 27 Reinforced Depressed Center Wheel</b>  Page 281	<b>Backup Flange</b> <b>53697, 53630</b> Page 98 	<b>Lightweight Air Line</b> <b>10 mm I.D.</b> Page 225 
<b>Depressed Center Wheel Grinder</b> <b>Model 53245</b> <i>Vertical, 8,500 RPM, 3 hp</i> Page 102 	<b>7" Dia. Type 27 Reinforced Depressed Center Wheel</b> Not Included 	<b>Side Handle</b> <b>52169</b> Page 253 	<b>Flexible Air Line</b> <b>1/2" I.D.</b> Page 226 
<b>Cut-Off Wheel Tool</b> <b>Model 52439</b> <i>Right Angle, 12,000 RPM, .4 hp</i> Page 107 	<b>3" Dia. Diamond Cut-Off Wheel Gulletted/Slotted</b> Page 293 	<b>Gear Oil &amp; Gun</b> <b>95848, 95541</b> Page 254 	<b>Motor Tune-Up Kit</b> <b>96047</b> Page 267 
<b>Cut-Off Wheel Tool</b> <b>Model 52573</b> <i>Straight-Line, 15,000 RPM, 1 hp</i> Page 109 	<b>4" Dia. Reinforced Cut-Off Wheel</b> Page 281 	<b>3/8" Dynaswivel®</b> <b>95461</b> Page 223 	<b>Overhose Assembly</b> <b>53621</b> Page 247 
<b>Cone/Plug Wheel Grinder</b> <b>Model 52721</b> <i>Straight-Line, 18,000 RPM, 1 hp</i> Page 105 	<b>Abrasive Plug Wheel</b> Not included 	<b>Motor Tune-Up Kit</b> <b>96532</b> Page 267 	<b>DynaJet Blow Gun</b> <b>94467</b> Page 224 

GRINDERS

## ESSENTIAL ACCESSORIES

<b>Metal Capture Downdraft Station</b> <b>64350</b> Page 208 	<b>Air Lube (10W/NR)</b> <b>95842</b> Page 254 	<b>Dynūba 100</b> <b>60005</b> Page 254 	<b>Dynaswivel®</b> <b>94300</b> Page 223 	<b>Filter-Regulator-Lubricator</b> <b>10681</b> Page 224 
		<b>Dynūba 26</b> <b>60020</b> Page 254 	<b>Coupler/Plug Assemblies</b> <b>95676, 97572</b> Page 228 	<b>Air Hose Assemblies</b> <b>94863, 94852, 94892</b> Page 225 





# ***BUFFING TOOLS***

"Two-Step" System Tools .....	116	4" Dia. Straight-Line Buffers .....	123
"Two-Step" System Process .....	117	5" - 8" Dia. Buffers .....	124
3", 5" Dia. Dynabuffer .....	118	6" - 8" Dia. Buffers .....	125
3" Dia. Buffers .....	119	Electric Buffer .....	126
3" Dia. Sander/Buffer and Buffer..	121	Electric Random Orbital Buffer ....	126
Cut & Polish Rotary/ Random Orbital Head .....	121	<b><i>Systems &amp; Solutions</i></b> .....	127



# "Two-Step" System Tools

## Utilizing Mini-Orbital Sander and Dynabuffer



SANDING PADS  
PAGE 241

BUFFING PADS  
PAGE 239

*Proven Method for Repairing Minor Surface Defects in Clearcoat*

FOR ABRASIVE DISCS  
OR POLISHING BUFFS  
SOLD SEPARATELY

### STEP ONE TOOLS

*Choose One of These Models:*

#### Model 58037 **12,000 RPM** Right Angle Denibber

- See page 180 for full details.  
(All models on 180 may be used.)

#### Model 57502 **7,500 RPM** Palm-Style Mini-Dynorbital® Sander

- See page 160 for full details.  
Model 57503 (5,000 RPM) may also be used.

#### Model 69502 **7,500 RPM** Palm-Style Mini-Dynorbital® Silver Supreme Sander

- See page 160 for full details.  
Model 57503 (5,000 RPM) may also be used.



Model 58037  
(12,000 RPM)



Model 57502  
(7,500 RPM)



Model 69502  
(7,500 RPM)

### STEP TWO TOOLS

*Choose One of These Models:*

#### Model 57126 Dynabuffer **3" Diameter, Rear Exhaust**

- See page 118 for full details.

#### Model 55126 Dynabuffer **3" Diameter, Front Exhaust**

- See page 118 for full details.

#### Model 58455 Dynabuffer **5" Diameter, Rear Exhaust**

- See page 118 for full details.



Model  
57126



Model  
55126



Model  
58455

*See Next Page for  
"Two-Step" System  
Instructions!*



# “Two-Step” System

## Utilizing Mini-Orbital Sander and Dynabuffer



SANDING PADS  
PAGE 241

BUFFING PADS  
PAGE 239

*Proven Method for Repairing Minor Surface Defects in Clearcoat*

FOR ABRASIVE DISCS  
OR POLISHING BUFFS  
SOLD SEPARATELY

### STEP ONE: SANDING

*Choose One of These Models:*

- **Model 58037** *Right Angle Denibber*
- **Model 57502** *Palm-Style Mini-Dynorbital® Sander*
- **Model 69502** *Palm-Style Mini-Dynorbital® Silver Supreme Sander*

- Attach abrasive disc to sanding pad, then apply water to abrasive disc.
- Place sanding pad on surface defect, positioning pad slightly off-center. Apply light pressure.
- Throttle tool ON, and sand in random motion for about two seconds.
- Keep sanding pad FLAT on surface while sanding, allowing tool and abrasive to do the work. Try to keep sanded area as small as possible.
- With tool still running, move tool OFF work surface and then stop it.
- Wipe surface dry with clean, soft cloth.



Model  
58037



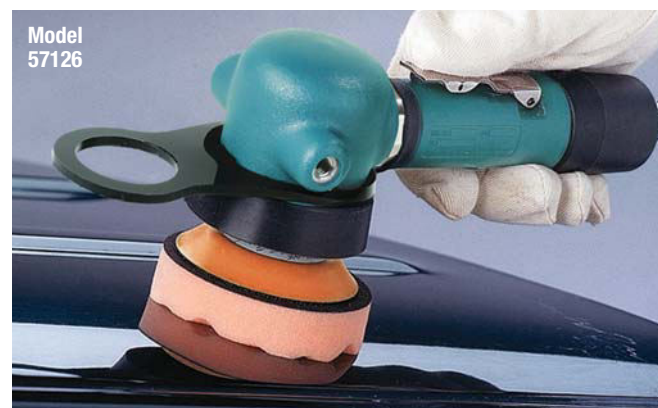
Model  
69502

### STEP TWO: BUFFING

*Choose One of These Models:*

- **Model 57126** *Dynabuffer*
- **Model 55126** *Dynabuffer*
- **Model 58455** *Dynabuffer*

- Apply small amount of polishing compound to optional buffing pad attached to Dynabuffer. Spread compound evenly to precondition pad.
- Apply small drop of polishing compound to work surface. Use pad to spread compound evenly over sanded area of surface.
- Place pad on sanded area and apply pressure (approximately 3 lbs./1.4 kg of pressure).
- Throttle tool ON, and adjust pressure to minimize vibration (finding the “sweet spot”).
- Move pad in random motion, keeping pad flat or tipped slightly forward.
- Throttle tool OFF with pad still on surface (“start ON and stop ON”).
- Wipe surface dry with clean, soft cloth.
- If imperfections are still visible, repeat Two-Step System.



Model  
57126



Model  
55126

BUFFING TOOLS

See a VIDEO Demo at [Dynabrade.com](http://Dynabrade.com)





# Dynabuffer

## Air-Powered Buffing Tool, 3" and 5" Diameter



**BACKUP PADS**  
PAGE 231

**ACCESSORIES**  
PAGE 222

*Ideal for use in Dynabrade "Two-Step" System (see page 117)*

**FOR POLISHING BUFFS**  
3" (76 mm) and  
5" (127 mm) diameters  
**SEE PAGE 239**

### Model 57126 3" Diameter, Rear Exhaust

- Dynabuffer moves backup pad and optional polishing buff in 14 mm diameter offset orbit.
- Runs at 10,000 RPM free speed; 7,000 RPM under load.
- Patented balancer compensates for vibration when running under load, resulting in a smooth operating performance. (Patent 6,206,771). Applies to all models on page.
- Optimum air pressure for this model is 80 PSIG.
- Includes 56142 Hook-Face backup pad.
- Safety-lock throttle lever is optional.



**WATCH the  
Dynabuffer  
at Work!**



Model  
57126

Polishing Buff  
Sold Separately

### Model 55126 3" Diameter, Front Exhaust

- Offers increased horsepower and speed, to reduce buffing time by up to 40%.
- Runs at 12,000 RPM free speed; 7,500 RPM under load.
- Front exhaust (patent pending) helps to cool foam buffing pad (optional), increasing life of pad.
- Rubber grip adds comfort and helps protect operator from cold air transfer.
- Safety-lock throttle lever included.
- Optimum air pressure for this model is 80 PSIG.
- Includes 56142 Hook-Face backup pad.




Model  
55126

Polishing Buff  
Sold Separately


**NEW!**

### Model 58455 5" Diameter, Rear Exhaust

- Large diameter allows buffing of wider area in less time.
- Runs at 10,000 RPM free speed; 5,500 RPM under load.
- Shown with optional 56195 Hook-Face Random Orbital Sanding Pad, and optional polishing pad.
- Optimum air pressure for this model is 90 PSIG.
- Safety-lock throttle lever included.

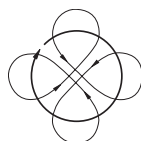


For most efficient polishing,  
place approximately 10 lbs.  
of pressure on pad while  
Dynabuffer is in use.



To prevent "slinging" of the polishing  
compound, keep Dynabuffer ON the  
work surface as you stop the tool.

**14 mm Dia. Random  
Orbital Motion**  
(All models on page)



Model  
58455

Backup Pad and Polishing  
Buff Sold Separately

Model Number	Motor hp (W)	Motor RPM	Sound Level	Maximum Air Flow SCFM (L/Min)	Hose I.D. Size Inch (mm)	Air Pressure PSIG (Bar)	Tool Thread	Weight Pound (kg)	Length Inch (mm)	Height Inch (mm)
55126	.5 (373)	7,500	79 dB(A)	37 (1,048)	1/4 (8)	90 (6.2)	5/16"-24 Female	2.7 (1.2)	9-1/2 (241)	4-1/8 (105)
57126	.16 (119)	7,000	74 dB(A)	20 (566)	3/8 (10)	80 (5.5)	5/16"-24 Female	2.0 (0.9)	8-1/4 (210)	3-1/8 (80)
58455	.21 (157)	5,500	82 dB(A)	16 (453)	1/4 (8)	90 (6.2)	5/16"-24 Female	2.7 (1.2)	11 (277)	4-15/16 (125)

**Tune-Up Kit:** 55126 – No. 96542; 57126 – No. 96537; 58455 – No. 98220 (page 267) • Additional Specifications: Air Inlet Thread 1/4" NPT

# 3" Diameter Buffers

## .4 hp, Air-Powered Buffing Tools



**SIDE HANDLE**  
PAGE 253

**BACKUP PADS**  
PAGE 240

*For Quick and Easy Spot Repair on a Variety of Surfaces*

### 3" Diameter, 7° Offset, Rear Exhaust

- 7° offset ergonomic design for control and comfort.
- High torque planetary-gear air motor; muffler reduces sound level.
- Standard rotary action.

**Model 51400 3,200 RPM**

**Model 51402 3,600 RPM**

**Model 51401 5,000 RPM**

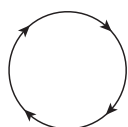
- All models include 50126 Hook-Face Pad, 90027 Terry Cloth Bonnet and 90028 Wool Buffing Bonnet.
- 3/8"-24 Male Thread.



*Model 51400 achieves high gloss finish when used with 95723 Dynabrade Finesse Sanding Creme and 95727 Dynabrade Glaze (each sold separately).*

### 51405 Versatility Kit

- Includes: 51400 air tool; 3" hook-face backing pad, terry cloth bonnet, wool bonnet and foam "flat face" pad; Dynabrade Finesse Sanding Creme; Dynabrade Glaze and 14 mm open end wrench (not shown).



**Rotary Motion**  
(All models on page)



Model Number	Motor hp (W)	Motor RPM	Sound Level	Maximum Air Flow SCFM (L/Min)	Hose I.D. Size Inch (mm)	Air Inlet Thread	Tool Thread	Weight Pound (kg)	Length Inch (mm)	Height Inch (mm)
51400	.4 (298)	3,200	77 dB(A)	24 (680)	3/8 (10)	1/4" NPT	3/8"-24 Male	1.7 (.8)	8-3/4 (222)	4-1/4 (108)
51401	.4 (298)	5,000	75 dB(A)	24 (680)	3/8 (10)	1/4" NPT	3/8"-24 Male	1.7 (.8)	8-3/4 (222)	4-1/4 (108)
51402	.4 (298)	3,600	76 dB(A)	24 (680)	3/8 (10)	1/4" NPT	3/8"-24 Male	1.7 (.8)	8-3/4 (222)	4-1/4 (108)

**Tune-Up Kit: No. 96174** (page 267) • Additional Specifications: Air Pressure 90 PSIG (6.2 Bar)

### 3" Diameter, .4 hp, Right Angle, Rear Exhaust

**Model 53460 3,200 RPM**

- Features high torque, variable speed air motor. Lubricated gears; rotary action.
- Tool comes with 50122 Hook-Face backup pad, 3" diameter.
- Includes 90027 Terry Cloth Bonnet and 90028 Wool Buffing Bonnet.

### 53465 Sander/Buffer Versatility Kit

- All that is needed for quick, simple spot repair on a variety of surfaces.
- Includes: Model 53417 Air Tool (3,200 RPM) with 54028 Random Orbital Sanding Head; 54021 Adapter (1/4"-28 to 1/4"-20 male); 54017 Vinyl Sanding Pad (3/4" dia.) 54018 Vinyl Sanding Pad (1-1/4" dia.); 50120 Hook-Face Pad (3" dia.); 90027 Terry Cloth Bonnet (3" dia.); 90028 Wool Buffing Pad (3" dia.); 95727 Dynabrade Glaze; 95723 Finesse Sanding Creme; 95848 Gear Oil; 95542 Grease; two 95541 Grease Guns; 95262 Wrench (14 mm); 95281 Wrench (19 mm); and sample abrasives.
- Refer to the Random Orbital Sander section (page 163) for 53417 Right Angle Mini-Dynorbital® specifications.



Model Number	Motor hp (W)	Motor RPM	Sound Level	Maximum Air Flow SCFM (L/Min)	Hose I.D. Size Inch (mm)	Air Inlet Thread	Tool Thread	Weight Pound (kg)	Length Inch (mm)	Height Inch (mm)
53460	.4 (298)	3,200	78 dB(A)	21 (595)	1/4 (6)	1/4" NPT	3/8"-24 Male	1.9 (.9)	7 (178)	2-3/4 (70)

**Tune-Up Kit: No. 96174** (page 267) • Additional Specifications: Air Pressure 90 PSIG (6.2 Bar)

# 3" Diameter Buffers

## .4 hp, Air-Powered Buffing Tools



DYNAJET  
PAGE 224

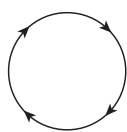
BACKUP PADS  
PAGE 240

### For Repair of Sanding Scratches on Clearcoat


FOR TERRY CLOTH,  
WOOL, FOAM BUFFS  
3" (76 mm) diameter  
SEE PAGE 239

#### Model 49440 3" Diameter, 3,200 RPM


- Tool comes mounted with 54021 Adapter (1/4"-20 male thread).
- Governor-controlled motor maintains speed under load.
- Includes 50120 Hook-Face Pad (3" diameter), which mounts directly to 54021 Adapter.
- Also includes 90027 Terry Cloth Bonnet and 90028 Wool Buffing Bonnet.
- Extended rear exhaust muffler, safety-lock lever, rotary action.



Rotary Motion



Tool has 1/4"-28 female thread with 54021 Adapter removed.



Dynaswivel® air line connector is ideal for use with most air tools. It improves tool maneuverability, minimizes operator fatigue and extends hose life. (See page 223.)

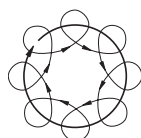


Model 49440 achieves high gloss finish when used with Dynabrade Finesse Sanding Creme and Dynabrade Glaze (each sold separately).

#### Model 49403 Versatility Kit

- Repair dust nibs and scratches on clearcoat.
- Includes: 3,200 RPM air tool, 54028 Random Orbital Sanding Head, two sanding pads, 50120 Hook 'n Loop Pad for bonnets, 54021 Adapter, wool and terry cloth bonnets, 95723 Finesse Sanding Creme, 95727 Dynabrade Glaze, assorted wrenches and sample abrasives.

Note: Optional 54585 Side Handle Assembly available.



3/16" (5 mm) Dia. Orbit  
(with 54028 Head Attached)



Model Number	Motor hp (W)	Motor RPM	Sound Level	Maximum Air Flow SCFM (L/Min)	Hose I.D. Size Inch (mm)	Air Inlet Thread	Tool Thread	Weight Pound (kg)	Length Inch (mm)	Height Inch (mm)
49440	.4 (298)	3,200	79 dB(A)	26 (736)	1/4 (6)	1/4" NPT	1/4"-28 Female	1.9 (.9)	13 (331)	2.6 (67)

Tune-Up Kit: No. 96541 (page 267) • Additional Specifications: Air Pressure 90 PSIG (6.2 Bar)

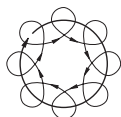


# 3" Diameter Sander/Buffer, Buffer

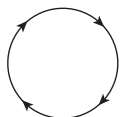
## .2 hp, Air-Powered Buffing Tools

*For Repair of Sanding Scratches on Clearcoat*

FOR TERRY CLOTH,  
WOOL, FOAM BUFFS  
3" (76 mm) diameter  
SEE PAGE 239



**3/16"**  
(5 mm)  
Dia. Orbit



**Rotary**  
Motion

### 3" (76 mm) Sander/Buffer

**Model 69540 12,000 RPM**

- Dual-purpose tool offers random orbital sanding and rotary buffing.
- Repairs dust nibs and blemishes on paints and clear coats.
- Also used to repair hazy/cloudy headlights, and other clear/colored acrylic surfaces.
- 3" (76 mm) diameter allows use on contoured surfaces and tight areas.
- In rotary mode, offers all the benefits of model 69550 below.



Model  
69540

*Switch allows  
easy change  
of action!*

### 3" (76 mm) Rotary Buffer

**Model 69550 12,000 RPM**

- Accepts 3" (76 mm) wool and foam buff pads.
- Runs at 12,000 RPM free-speed, then slows to under 4,000 RPM in use.
- Ideal for buffing door/window columns and posts, plus recessed areas and contoured surfaces.
- Lightweight, palm-style design offers great comfort and control.
- Adjustable speed regulator included.



Model  
69550

Model Number	Motor hp (W)	Motor RPM	Sound Level (Sanding)	Sound Level (Buffing)	Maximum Air Flow SCFM (L/Min)	Hose I.D. Size Inch (mm)	Air Inlet Thread	Weight Pound (kg)	Length Inch (mm)	Height Inch (mm)
69540	.2 (149)	12,000	71 dB(A)	74 dB(A)	12 (334)	1/4 (6)	1/4" NPT	1.5 (.67)	6.1 (154)	3.7 (94)
69550	.2 (149)	12,000	N/A	74 dB(A)	12 (334)	1/4 (6)	1/4" NPT	1.5 (.67)	6.1 (154)	2.6 (70)

**Tune-Up Kit: No. 96221** (page 267) • Additional Specifications: Air Pressure 90 PSIG (6.2 Bar)

## Cut & Polish Rotary/Random Orbital Head

**Offers Both ROTARY and RANDOM ORBITAL Action**

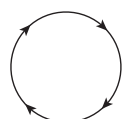
### For Buffers up to 3,200 RPM

- Run pad in rotary (cut) mode for initial buffing and removing dust nibs, light scratches, oxidation and "orange peel." Then switch to random orbital (polish) mode for buffing to a swirl-free finish with no "haze" or "halo" effects!
- Offered in three female thread sizes, to fit buffers up to 3,200 RPM.
- Includes 50855 Hook-Face Backing Pad to accept wool, foam and terry cloth bonnets, in diameters of 7" (178 mm) and 8" (203 mm).
- Also includes 90082 Natural Sheepskin Polishing Bonnet, 8" (203 mm) diameter, and assorted wrenches.

**Model 61384 5/8"-11 Female Thread**

**Model 61385 M14x2 Female Thread**

**Model 61383 M16x2 Female Thread**



**Cut**  
with Rotary  
Motion



**Polish**  
with 3/4" Offset  
Random Motion



61384

Patent  
Pending



51392

61384

# 3" Diameter Buffers

.25 hp, Air-Powered Buffing Tools



**BALL SWIVEL PLUG**  
PAGE 223

**BACKUP PADS**  
PAGE 240

*For Repair of Sanding Scratches on Clearcoat*

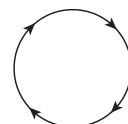
**FOR TERRY CLOTH,  
WOOL, FOAM BUFFS**  
3" (76 mm) diameter  
SEE PAGE 239

## Model 57550 3" Diameter, 2,400 RPM


- Excellent for buffing and polishing fiberglass, plastics and other materials.
- Ideal for buffing door/window columns and posts, plus recessed areas and contoured surfaces.
- Includes 50125 rigid 3" backing pad, 90027 Terry Cloth Pad and 90028 Wool Pad.
- Low profile housing; rear exhaust; lever throttle.
- Shown at right with optional 94300 Dynaswivel® and optional 94990 Coupler/Plug Assembly (see page 228).



57550 Palm-Style Buffer utilized on a solid surface sink bowl.



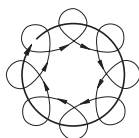
**Rotary Motion**



Use Dynabrade Finesse Sanding Creme and Dynabrade Glaze to achieve a superior high gloss finish after compounding.

## Model 57553 Versatility Kit

- Efficiently repair dust nibs and scratches on clearcoat.
- Quick, simple spot repair on painted surfaces.
- Mini Random Orbital Sander; 3" Buffer; 3-1/2" Disc Sander.
- Includes: 2,400 RPM basic tool; 54476 Mini-Orbital Head; 3" backing pad; 1-1/4" and 3-1/2" dia. vinyl-face pads; 3" dia. terry cloth bonnet, wool bonnet and foam "flat face" pad; 95723 Dynabrade Finesse Sanding Creme; 95727 Dynabrade Glaze, sample discs and sample abrasive pack. (14 mm and 19 mm wrenches also included; not shown.)



**3/16" (5 mm) Dia. Orbit**  
(with 54776 Head Attached)



RoLoc is a registered trademark of 3M Company

Model Number	Motor hp (W)	Motor RPM	Sound Level	Maximum Air Flow SCFM (L/Min)	Hose I.D. Size Inch (mm)	Air Inlet Thread	Tool Thread	Weight Pound (kg)	Length Inch (mm)	Height Inch (mm)
57550	.25 (186)	2,400	79 dB(A)	18 (510)	1/4 (6)	1/4" NPT	1/4"-20 Male	1.9 (.9)	5-3/8 (137)	4-1/4 (108)

**Tune-Up Kit: No. 96107** (page 267) • Additional Specifications: Air Pressure 90 PSIG (6.2 Bar)

# Straight-Line Buffers

.4 hp & .7 hp, for Buff Wheels up to 4" Diameter



DYNASWIVEL®  
PAGE 223

COUPLER/PLUGS  
PAGE 228

*Excellent for Buffing and Polishing Fiberglass,  
Plastics and Other Materials*

VARIOUS BUFFING AND  
POLISHING ACCESSORIES  
SOLD SEPARATELY

## .4 hp, Rear Exhaust

- .4 hp Die Grinder shown with optional 95749 Mandrel (1/2") and optional 90024 Cotton Buff Wheels (4" dia. x 1/2" wide).
- Governor-control maintains consistent motor speed under load and delivers optimal power.
- Extended muffler design ensures lowest sound level. Includes safety-lock lever.



Model  
47201

Mandrel and Wheels  
Sold Separately

### Model 47200

950 RPM, 1/4" & 6 mm Collets

### Model 47201

3,200 RPM, 1/4" & 6 mm Collets

### Model 47202

5,500 RPM, 1/4" & 6 mm Collets

Rotary Motion  
(All models on page)

Model Number	Motor hp (W)	Motor RPM	Sound Level	Maximum Air Flow SCFM (L/Min)	Collet Insert	Air Pressure PSIG (Bar)	Weight Pound (kg)	Length Inch (mm)	Height Inch (mm)
47200	.4 (298)	950	79 dB(A)	23 (651)	1/4" / 6 mm	90 (6.2)	1.9 (.9)	11 (280)	1.7 (44)
47201	.4 (298)	3,200	75 dB(A)	23 (651)	1/4" / 6 mm	90 (6.2)	1.4 (.6)	9.8 (250)	1.7 (44)
47202	.4 (298)	5,000	78 dB(A)	23 (651)	1/4" / 6 mm	90 (6.2)	1.4 (.6)	9.8 (250)	1.7 (44)

Tune-Up Kit: No. 96541 (page 267) • Additional Specifications: Hose I.D. Size 1/4" (6 mm) • Air Inlet Thread 1/4" NPT

## .7 hp, Rear Exhaust

- .7 hp Die Grinder shown with optional 95749 Mandrel (1/2") and optional 90024 Cotton Buff Wheels (4" dia. x 1/2" wide).
- Planetary gear allows tool to run at proper speed under load to achieve desired finish.
- Extended muffler design ensures lowest sound level. Includes safety-lock lever.



Model  
52101

Mandrel and Wheels  
Sold Separately

### Model 52100

950 RPM, 1/4" & 6 mm Collets

### Model 52101

3,400 RPM, 1/4" & 6 mm Collets

### Model 52102

4,500 RPM, 1/4" & 6 mm Collets

Model Number	Motor hp (W)	Motor RPM	Sound Level	Maximum Air Flow SCFM (L/Min)	Hose I.D. Size Inch (mm)	Air Inlet Thread	Tool Thread	Weight Pound (kg)	Length Inch (mm)	Height Inch (mm)
52100	.7 (522)	950	81 dB(A)	34 (957)	3/8 (10)	1/4" NPT	1/2"-20 Male	3.6 (1.6)	12-1/2 (318)	1-7/8 (48)
52101	.7 (522)	3,400	79 dB(A)	35 (977)	3/8 (10)	1/4" NPT	1/2"-20 Male	2.7 (1.2)	9-1/2 (241)	1-7/8 (48)
52102	.7 (522)	4,500	79 dB(A)	35 (977)	3/8 (10)	1/4" NPT	1/2"-20 Male	2.7 (1.2)	9-1/2 (241)	1-7/8 (48)

Tune-Up Kit: No. 96260 (page 267) • Additional Specifications: Air Pressure 90 PSIG (6.2 Bar)



# 5"-8" Diameter Buffers

## .4 hp and .7 hp Air-Powered Buffing Tools



DYNAJET  
PAGE 224

COUPLER/PLUGS  
PAGE 228

*Excellent for Buffing and Polishing Fiberglass, Plastics and Other Materials*

**POLISHING ACCESSORIES**  
5", 6" and 8" diameter  
(127 mm, 152 mm, 203 mm)  
SEE PAGE 239

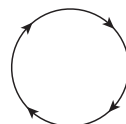
### 5" Diameter, 7° Offset, .4 hp

#### Model 51430 3,200 RPM

- Includes 50147 Hook-Face Pad and 90040 Foam "Flat Face" Buffing Pad.
- Shown with optional 13141 Side Handle/Collar Assembly.
- 3/8"-24 Male Thread.
- Extended muffler design.



Dynaswivel® air line connector is ideal for use with most air tools. It improves tool maneuverability, minimizes operator fatigue and extends hose life. (See page 223.)



**Rotary Motion**  
(All models on page)

Model 51430



### 5" - 8" Diameter, 7° Offset, .7 hp


- Conventional rotary action.
- 7° offset ergonomic design for control and comfort.
- High torque planetary-gear air motor; muffler reduces sound level.
- Includes safety-lock lever and soft-grip handle.
- Backup pad and polishing pad sold separately.

#### Model 51450 3,400 RPM, 5/8"-11 Male Thread

#### Model 51451 4,500 RPM, 5/8"-11 Male Thread

#### Model 51454 3,400 RPM, M14 Male Thread

#### Model 51455 4,500 RPM M14 Male Thread



The use of a Filter-Regulator-Lubricator will increase tool performance, extend tool life and lessen repair costs. (See page 224.)



Model 51450



51450 Buffer shown with optional 50946 Backup Pad and optional 90047 Polishing Pad.

Model Number	Motor hp (W)	Motor RPM	Sound Level	Maximum Air Flow SCFM (L/Min)	Hose I.D. Size Inch (mm)	Air Inlet Thread	Tool Thread	Weight Pound (kg)	Length Inch (mm)	Height Inch (mm)
51430	.4 (298)	3,200	77 dB(A)	24 (680)	3/8 (10)	1/4" NPT	3/8"-24 Male	2.4 (1.1)	9-3/4 (248)	4-1/2 (114)
51450 / 51454	.7 (522)	3,400	75 dB(A)	46 (1,303)	3/8 (10)	1/4" NPT	5/8"-11 Male / M14	4.1 (1.9)	10-4/5 (275)	5-4/5 (148)
51451 / 51455	.7 (522)	4,500	79 dB(A)	46 (1,303)	3/8 (10)	1/4" NPT	5/8"-11 Male / M14	4.1 (1.9)	10-4/5 (275)	5-4/5 (148)

Tune-Up Kit: No. 96234; 51430 – No. 96174 (page 267) • Additional Specifications: Air Pressure 90 PSIG (6.2 Bar)

# 6"-8" Diameter Buffers

## Air-Powered Buffing Tools

SIDE HANDLE  
PAGE 253BACKUP PADS  
PAGE 240

*For Quick and Easy Buffing on Large Surfaces*

### 6"-8" Diameter, .7 hp

- Ideal for use with optional 6" to 8" buffing accessories.
- Safety-lock throttle included.

#### 5/8"-11 Male Thread

**Model 51470** 2,000 RPM

**Model 51472** 3,100 RPM

#### M14 Male Thread

**Model 51600** 2,000 RPM

**Model 51601** 3,100 RPM

**50791 Accessory Kit** 6" Diameter

**50792 Accessory Kit** 8" Diameter

- Includes 50828 (6" dia.) or 50829 (8" dia.) Disc Pad; 96302 Overhose Assembly; 96323 Air Line 3/8"; 95848 Gear Oil (2.5 oz. tube); 95542 Grease; 95541 Grease Gun (2).

**NOTE:** For old-style tools 50816, 50823 and 50851, order 50797 (6" dia.) or 50798 (8" dia.) Accessory Kit.



Model Number	Motor hp (W)	Motor RPM	Sound Level	Maximum Air Flow SCFM (L/Min)	Hose I.D. Size Inch (mm)	Air Inlet Thread	Tool Thread	Weight Pound (kg)	Length Inch (mm)	Height Inch (mm)
51470 / 51600	.7 (522)	2,000	79 dB(A)	41 (1,161)	3/8 (10)	1/4" NPT	5/8"-11 Male / M14	4.8 (2.2)	13 (330)	3-1/8 (79)
51472 / 51601	.7 (522)	3,100	77 dB(A)	41 (1,161)	3/8 (10)	1/4" NPT	5/8"-11 Male / M14	4.8 (2.2)	13 (330)	3-1/8 (79)

**Tune-Up Kit: No. 96178** (page 267) • Additional Specifications: Air Pressure 90 PSIG (6.2 Bar)

### 6"-8" Diameter, .7 hp, 2,500 RPM

**Model 51459** 5/8"-11 Male Thread

**Model 51458** M14 x 2 Male Thread

- .7 hp air motor, running at 2,500 RPM.
- Standard safety-lock lever.
- Shown with optional 50853 Backup Pad and optional 90082 Polishing Pad.



**WATCH Tool at Work!**



Model Number	Motor hp (W)	Motor RPM	Sound Level	Maximum Air Flow SCFM (L/Min)	Hose I.D. Size Inch (mm)	Air Inlet Thread	Tool Thread	Weight Pound (kg)	Length Inch (mm)	Height Inch (mm)
51459 / 51458	.7 (522)	2,500	80 dB(A)	27 (765)	3/8 (10)	1/4" NPT	5/8"-11 Male / M14	5.3 (2.4)	11-3/4 (301)	4 (102)

**Tune-Up Kit: No. 96672** (page 267) • Additional Specifications: Air Pressure 90 PSIG (6.2 Bar)

### 6"-8" Diameter, 1 hp

- Ideal for use with optional 6" to 8" buffing accessories.
- Highest quality air motor has variable speed.
- Planetary gear set is easily lubricated for extended tool life.
- Safety-lock throttle and soft-grip handle (adjusts to left or right hand).

#### 5/8"-11 Male Thread

**Model 51390** 1,250 RPM

**Model 51391** 1,800 RPM

**Model 51392** 2,800 RPM

**Model 51393** 4,500 RPM

#### M14 Male Thread

**Model 51394** 1,250 RPM

**Model 51395** 1,800 RPM

**Model 51396** 2,800 RPM

**Model 51397** 4,500 RPM



Model Number	Motor hp (W)	Motor RPM	Sound Level	Maximum Air Flow SCFM (L/Min)	Hose I.D. Size Inch (mm)	Air Inlet Thread	Tool Thread	Weight Pound (kg)	Length Inch (mm)	Height Inch (mm)
51390 / 51394	1 (744)	1,250	81 dB(A)	42 (1,201)	3/8 (10)	3/8" NPT	5/8"-11 Male / M14	4.5 (2.1)	13-1/8 (333)	3-3/4 (95)
51391 / 51395	1 (744)	1,800	80 dB(A)	42 (1,201)	3/8 (10)	3/8" NPT	5/8"-11 Male / M14	4.5 (2.1)	13-1/8 (333)	3-3/4 (95)
51392 / 51396	1 (744)	2,800	78 dB(A)	41 (1,167)	3/8 (10)	3/8" NPT	5/8"-11 Male / M14	4.5 (2.1)	13-1/8 (333)	3-3/4 (95)
51393 / 51397	1 (744)	4,500	77 dB(A)	35 (997)	3/8 (10)	3/8" NPT	5/8"-11 Male / M14	4.0 (1.8)	11-11/16 (296)	3-3/4 (95)

**Tune-Up Kit: No. 96532** (page 267) • Additional Specifications: Air Pressure 90 PSIG (6.2 Bar)

# Electric Buffer

## Electric Large Diameter Polishing Tool



**BACKUP PADS**  
PAGE 240

**HANDLES**  
PAGE 253

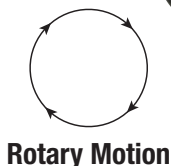
*Achieve Fine Finish on a Variety of Surfaces*

**120 V (AC)**

**FOR POLISHING PADS AND BUFFS**  
6"-8" (152 mm-203 mm) dia.  
SEE PAGE 239

### Model 51580 120 V (AC), 5/8"-11 Male Thread

- Variable speed trigger with adjustable 0-3,000 RPM roller dial for optimum performance. Desired RPM can be locked with speed-lock button.
- Top-quality brushes are externally accessible for increased productivity.
- 11-amp motor for power!
- Long 8-foot electric cord is made of oil-resistant rubber, and stays flexible when cold.
- Side handle connects in three positions for optimum comfort.



**Rotary Motion**



Shown with optional 50853 Backup Pad, and optional 90082 Polishing Pad.

Model Number	Motor RPM	Maximum Watts Out	Voltage	Current Amps	Phase	Frequency	Spindle Thread	Weight Pound (kg)	Length Inch (mm)	Height Inch (mm)
51580	0-3,000	1,305	120 V (AC)	11	1	60 Hz	5/8"-11	7.8 (3.5)	17 (432)	5-1/4 (133)

# Random Orbital Buffer

## Electric Large Diameter Buffing Tool



**BACKUP PADS**  
PAGE 240

**HANDLES**  
PAGE 253

*Random Orbital Polishing Leaves No Haze, Halo or Swirl Marks*

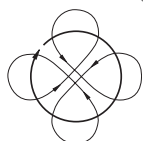
**FOR POLISHING PADS AND BUFFS**  
7"-8" (178 mm-203 mm) dia.  
SEE PAGE 239

**Electric-Powered**

### Model 51584

**120 V (AC), 5/8"-11 Male Thread**

- Same great features as Rotary Model 51580, with exclusive "Twist Handle" capability.
- Works without leaving haze, halo or swirl marks... a must for dark finishes!
- Includes comfort grip handle that fits on either side or top of tool.
- Includes 50855 Hook-Face Backup Pad, 7-1/4" in diameter.



**3/4" Diameter  
Random Orbital Motion**



Shown with optional 90082 Polishing Pad

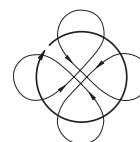
Model Number	Motor RPM	Voltage	Current Amps	Phase	Frequency	Spindle Thread	Weight Pound (kg)	Length Inch (mm)	Height Inch (mm)
51584	0-3,000	120 V (AC)	11	1	60 Hz	5/8"-11	7.8 (3.5)	17 (432)	5-1/4 (133)

### Random Orbital Head Kit

- Converts standard rotary tool (up to 3,200 RPM) to a Random Orbital Polisher!
- Kit Includes Random Orbital Polishing Head, 50855 Hook-Face Backing Pad (7" [178 mm] diameter), 90082 Natural Sheepskin Polishing Pad (7" [178 mm] diameter) and 50679 Wrench (26 mm).

### 61374 5/8"-11 Female Thread

**61374 Random Orbital Head Kit**  
(USA Patent no. 7,022,002)



**3/4" Diameter  
Random Orbital Motion**



# Dynabrade Systems & Solutions

For Buffing Tools – Suggested Tool/Accessory Combinations



TOOL	POLISHING BUFF	ACCESSORIES	
<b>3" Dia. Dynabuffer</b> Model 57126 Right Angle, 7,000 RPM, .16 hp Page 118	<b>3-1/4" Dia. Foam Waffle Pad</b> 90070 Page 239	<b>Backup Pad</b> 56142 Page 231	<b>DynaJet Blow Gun</b> 94467 Page 224
<b>3" Dia. Buffer</b> Model 51400 7° Offset, 3,200 RPM, .4 hp Page 119	<b>3" Dia. Polishing Buff</b> Page 239	<b>Backup Pad</b> 50126 Page 240	<b>Motor Tune-Up Kit</b> 96174 Page 267
<b>3" Dia. Buffer</b> Model 49440 Angle Head, 3,200 RPM, .4 hp Page 120	<b>3" Dia. Polishing Buff</b> Page 239	<b>Backup Pad</b> 50120 Page 240	<b>Sanding Creme &amp; Glaze</b> 95723, 95727 Page 255
<b>5" Dia. Dynabuffer</b> Model 58455 Right Angle, 5,500 RPM, .21 hp Page 118	<b>5-1/4" Dia. Foam Waffle Pad</b> 90063 Page 239	<b>Backup Pad</b> 56195 Page 231	<b>Tool Hanger</b> 56592 Page 253
<b>Electric Buffer</b> Model 51580 Right Angle, 0-3,000 RPM, 120 V (AC) Page 126	<b>6"-8" Dia. Polishing Pads &amp; Buffs</b> Page 239	<b>Backup Pad</b> 50853 Page 240	<b>Sanding Creme &amp; Glaze</b> 95723, 95727 Page 255

BUFFING TOOLS

## ESSENTIAL ACCESSORIES

<b>Metal Capture Downdraft Station</b> 64350 Page 208	<b>Air Lube (10W/NR)</b> 95842 Page 254	<b>Dynūba 100</b> 60005 Page 254	<b>Dynaswivel®</b> 94300 Page 223	<b>Filter-Regulator-Lubricator</b> 10681 Page 224
		<b>Dynūba 26</b> 60020 Page 254	<b>Coupler/Plug Assemblies</b> 95676, 97572 Page 228	<b>Air Hose Assemblies</b> 94863, 94852, 94892 Page 225



# ***DRILLS & SPECIALTY TOOLS***

## **Non-Vacuum Models**

.4 hp Drills .....	129
.4 hp, .5 hp Drills .....	131
.7 hp Drills .....	132
Drill Speed Recommendation Chart ..	134
DynaPen Series .....	138
Stockade Filer .....	141
Stockade Sander & Saw .....	142

Dynadie® III .....	143
Router .....	143
Dynascaler .....	145

## **Vacuum Models**

.4 hp Vacuum Drills .....	136
.7 hp Vacuum Drills .....	137
Vacuum Router .....	144



**DRILLS & SPECIALTY TOOLS**





# .4 hp Drills

## Air-Powered Industrial Quality Drills

DYNASWIVEL®  
PAGE 223COUPLER/PLUG  
PAGE 228

### Now in Pistol Grip Design!

- .4 hp (298 W) Pistol Grip Drill offered in ergonomic Dynabrade design, with comfortable textured tactile grip.
- Powerful high-torque air motor is ideal for countless industrial applications.
- Trigger offers comfortable “soft start” of tool.
- Finger platform on both sides of tool allows increased stability and comfort.
- Models offered in speeds from 500 RPM to 20,000 RPM.
- Models include either 1/4" Dynachuck or 1/4" Jacobs® Chuck. Two models include 3/8" Jacobs® Chuck.

FOR STANDARD DRILL BITS  
AND ACCESSORIES  
NOT INCLUDED

### Pistol Grip Models, 1/4" Chuck


Speed	Dynachuck	Jacobs® Chuck
500 RPM	52831	52931
1,000 RPM	52832	52932
2,400 RPM	52833	52933
3,600 RPM	52834	52934
5,500 RPM	52835	52935
20,000 RPM	52836	52936

### Pistol Grip Models, 3/8" Chuck

Speed	Dynachuck	Jacobs® Chuck
500 RPM	—	52986
1,000 RPM	—	52987



The use of a Filter-Regulator-Lubricator will increase tool performance, extend tool life and lessen repair costs. (See page 224.)

Model  
52833Model  
52836

Model Number	Motor hp (W)	Motor RPM	Chuck Size	Sound Level	Air Flow Rate SCFM (L/Min)	Air Pressure PSIG (Bar)	Spindle Thread	Weight Pound (kg)	Length Inch (mm)	Height Inch (mm)
52831/52931	.4 (298)	500	1/4"	72 dB(A)	23 (651)	90 (6.2)	3/8"-24 Male	2.4 (1.1)	6.5 (164)	5 (127)
52832/52932	.4 (298)	1,000	1/4"	77 dB(A)	25 (708)	90 (6.2)	3/8"-24 Male	2.4 (1.1)	6.5 (164)	5 (127)
52833/52933	.4 (298)	2,400	1/4"	75 dB(A)	22 (623)	90 (6.2)	3/8"-24 Male	1.8 (.8)	5.9 (149)	5 (127)
52834/52934	.4 (298)	3,600	1/4"	73 dB(A)	23 (651)	90 (6.2)	3/8"-24 Male	1.8 (.8)	5.9 (149)	5 (127)
52835/52935	.4 (298)	5,500	1/4"	78 dB(A)	25 (708)	90 (6.2)	3/8"-24 Male	1.8 (.8)	5.9 (149)	5 (127)
52836/52936	.4 (298)	20,000	1/4"	78 dB(A)	22 (623)	90 (6.2)	3/8"-24 Male	1.8 (.8)	5.9 (149)	5 (127)
52986	.4 (298)	500	3/8"	76 dB(A)	23 (651)	90 (6.2)	3/8"-24 Male	2.6 (1.2)	6.9 (176)	5 (127)
52987	.4 (298)	1,000	3/8"	77 dB(A)	25 (708)	90 (6.2)	3/8"-24 Male	2.6 (1.2)	6.9 (176)	5 (127)

Tune-Up Kit: No. 96067 (page 267) • Additional Specifications: Air Inlet Thread 1/4" NPT • Hose I.D. Size 3/8" (10 mm)



# .4 hp Drills

## Air-Powered Industrial Quality Drills



**DYNAJET**  
PAGE 224

**AIR LINES**  
PAGE 225

### Angle Head & Right Angle Designs

#### Angle Head, 1/4"-28 Spindle Thread

- Accepts 1/4"-28 threaded drill bits, sold separately.
- Angle height of only 1.2" (30 mm).
- Governor-controlled motor maintains speed under load.

#### Model 49455

**950 RPM**

- Extended rear muffler design; safety-lock lever included.
- USA Government National Stock Number 5130015498848.




#### Model 49430

**3,200 RPM**


- Extended rear muffler design; safety-lock lever included.



See Vacuum Drill on Page 136!



Motor Tune-Up Kits will extend the life of an air tool when used with a preventative maintenance schedule.



Dynaswivel® air line connector is ideal for use with most air tools. It improves tool maneuverability, minimizes operator fatigue and extends hose life. (See page 223.)



### Right Angle, 1/4"-28 Spindle Thread

#### Model 53435 3,200 RPM

- Accepts 1/4"-28 threaded drill bits, sold separately.
- Angle height of 2-1/4" (57 mm).
- Standard muffler; optional safety-lock lever available.



Model Number	Motor hp (W)	Motor RPM	Sound Level	Maximum Air Flow SCFM (L/Min)	Hose I.D. Size Inch (mm)	Air Inlet Thread	Spindle Thread	Weight Pound (kg)	Length Inch (mm)	Height Inch (mm)
49430	.4 (298)	3,200	79 dB(A)	26 (736)	1/4 (6)	1/4" NPT	1/4"-28 Female	1.9 (.9)	11.7 (296)	1.2 (30)
49455	.4 (298)	950	77 dB(A)	26 (736)	1/4 (6)	1/4" NPT	1/4"-28 Female	2.1 (.9)	13 (329)	1.2 (30)
53435	.4 (298)	3,200	77 dB(A)	21 (595)	1/4 (6)	1/4" NPT	1/4"-28 Female	1.9 (.9)	7 (178)	2-1/4 (57)

Tune-Up Kits: 49430 and 49455 – No. 96541; 53435 – No. 96179 (page 267) • Additional Specifications: Air Pressure 90 PSIG (6.2 Bar)

# .4 hp & .5 hp Drills

## Air-Powered Industrial Quality Drills



**DYNASWIVEL®**  
PAGE 223

**COUPLER/PLUG**  
PAGE 228

### Straight-Line, 7° Offset & Right Angle Designs

#### Straight Line, .4 hp, Rear Exhaust

- Each model includes 1/4" drill chuck and key.
- Extended muffler design for reduced sound levels.

**Model 53077** 950 RPM

**Model 53078** 3,200 RPM

**Model 53079** 5,000 RPM



Model  
53079

13141 Handle/Collar  
Assembly Sold Separately

Model 51846  
(Below)



FOR STANDARD DRILL BITS  
AND ACCESSORIES  
NOT INCLUDED

#### 7° Offset, .4 hp, Rear Exhaust

- Each model includes 1/4" drill chuck and key.
- Extended muffler design for reduced sound levels.

**Model 53072** 950 RPM

**Model 53073** 3,200 RPM

**Model 53074** 5,000 RPM



Model  
53072

#### Right Angle, .4 hp, Front Exhaust

- Each model includes 1/4" drill chuck and key.

**Model 51846** 12,000 RPM

**Model 51847** 15,000 RPM

**Model 51848** 20,000 RPM

#### Right Angle, .4 hp, Rear Exhaust

- Each model includes 1/4" chuck and key.
- Standard muffler design.

**Model 53046** 12,000 RPM

**Model 53047** 15,000 RPM

**Model 53048** 20,000 RPM



Model  
53046

#### Straight Line, .5 hp, Front Exhaust

**Model 53037** 20,000 RPM

- Includes 1/4" drill chuck and key.

Model  
53037



Model Number	Motor hp (W)	Motor RPM	Sound Level	Maximum Air Flow SCFM (L/Min)	Hose I.D. Size Inch (mm)	Air Inlet Thread	Spindle Thread	Weight Pound (kg)	Length Inch (mm)	Height Inch (mm)
51846	.4 (298)	12,000	82 dB(A)	21 (595)	1/4 (6)	1/4" NPT	3/8"-24 Male	1.1 (.5)	5-1/2 (140)	4 (101)
51847	.4 (298)	15,000	81 dB(A)	21 (595)	1/4 (6)	1/4" NPT	3/8"-24 Male	1.1 (.5)	5-1/2 (140)	4 (101)
51848	.4 (298)	20,000	86 dB(A)	21 (595)	1/4 (6)	1/4" NPT	3/8"-24 Male	1.1 (.5)	5-1/2 (140)	4 (101)
53037	.5 (373)	20,000	84 dB(A)	27 (765)	3/8 (10)	1/4" NPT	3/8"-24 Male	1.5 (.7)	7 (178)	1-3/4 (44)
53046	.4 (298)	12,000	83 dB(A)	21 (595)	1/4 (6)	1/4" NPT	3/8"-24 Male	1.1 (.5)	5-3/4 (146)	4 (101)
53047	.4 (298)	15,000	83 dB(A)	21 (595)	1/4 (6)	1/4" NPT	3/8"-24 Male	1.1 (.5)	5-3/4 (146)	4 (101)
53048	.4 (298)	20,000	84 dB(A)	21 (595)	1/4 (6)	1/4" NPT	3/8"-24 Male	1.1 (.5)	5-3/4 (146)	4 (101)
53072	.4 (298)	950	75 dB(A)	22 (623)	1/4 (6)	1/4" NPT	3/8"-24 Male	2.2 (1.0)	8 (203)	6-3/4 (171)
53073	.4 (298)	3,200	77 dB(A)	22 (623)	1/4 (6)	1/4" NPT	3/8"-24 Male	2.1 (.9)	8 (203)	5-1/2 (141)
53074	.4 (298)	5,000	75 dB(A)	22 (623)	1/4 (6)	1/4" NPT	3/8"-24 Male	2.1 (.9)	8 (203)	5-1/2 (141)
53077	.4 (298)	950	79 dB(A)	22 (623)	1/4 (6)	1/4" NPT	3/8"-24 Male	1.8 (.8)	10-1/2 (267)	1-5/8 (40)
53078	.4 (298)	3,200	79 dB(A)	22 (623)	1/4 (6)	1/4" NPT	3/8"-24 Male	1.8 (.8)	10-1/2 (267)	1-5/8 (40)
53079	.4 (298)	5,000	80 dB(A)	22 (623)	1/4 (6)	1/4" NPT	3/8"-24 Male	1.8 (.8)	10-1/2 (267)	1-5/8 (40)

**Tune-Up Kits:** 51846-51848, 53046-53048 – No. 96179; 53037 – No. 95600; 53072, 53077 – No. 96173; 53073, 53074, 53078, 53079 – No. 96174 (page 267)

Additional Specifications: Air Pressure 90 PSIG (6.2 Bar)

# .7 hp Drills

## Air-Powered Industrial Quality Drills



**DYNAJET**  
PAGE 224

**AIR LINES**  
PAGE 225

### Pistol Grip, Rear Exhaust Design

#### Pistol Grip, .7 hp, Rear Exhaust


- Each model includes 3/8" drill chuck and key.
- High-torque air motor; slow-speed startup trigger.
- Rubber insulated grip for operator comfort.

**Model 53091** 950 RPM

**Model 53060** 3,400 RPM

**Model 53095** 4,500 RPM

**Model 53096** 20,000 RPM



Model  
53096



Model  
53060

FOR STANDARD DRILL BITS  
AND ACCESSORIES  
NOT INCLUDED

#### Pistol Grip, .7 hp, Rear Exhaust

#### NEW! Additional Speeds and Chucks!

- High-torque air motor; slow-speed startup trigger.
- Rubber insulated grip for operator comfort.

**Model 53092** 500 RPM, 1/2" Keyed Chuck


**Model 53090** 950 RPM, 1/2" Keyed Chuck

**Model 53093** 1,800 RPM, 3/8" Keyed Chuck

**Model 53094** 2,400 RPM, 3/8" Keyed Chuck



Model  
53092



Side handle is reversible for left or right hand use, and is also removable.

DRILLS & SPECIALTY TOOLS

Model Number	Motor hp (W)	Motor RPM	Sound Level	Maximum Air Flow SCFM (L/Min)	Hose I.D. Size Inch (mm)	Air Inlet Thread	Spindle Thread	Weight Pound (kg)	Length Inch (mm)	Height Inch (mm)
53060	.7 (522)	3,400	81 dB(A)	33 (935)	3/8 (10)	1/4" NPT	1/2"-20 Male	3.2 (1.4)	8-7/8 (224)	6-3/8 (163)
53090	.7 (522)	950	81 dB(A)	33 (935)	3/8 (10)	1/4" NPT	1/2"-20 Male	4.8 (2.1)	10-1/2 (267)	6-3/8 (163)
53091	.7 (522)	950	79 dB(A)	33 (935)	3/8 (10)	1/4" NPT	1/2"-20 Male	3.9 (1.8)	10-1/2 (267)	6-3/8 (163)
53092	.7 (522)	500	76 dB(A)	30 (850)	3/8 (10)	1/4" NPT	1/2"-20 Male	4.9 (2.2)	10-5/8 (270)	6-3/8 (163)
53093	.7 (522)	1,800	73 dB(A)	28 (793)	3/8 (10)	1/4" NPT	1/2"-20 Male	3.2 (1.5)	8-7/8 (224)	6-3/8 (163)
53094	.7 (522)	2,400	74 dB(A)	30 (850)	3/8 (10)	1/4" NPT	1/2"-20 Male	3.2 (1.5)	8-7/8 (224)	6-3/8 (163)
53095	.7 (522)	4,500	82 dB(A)	33 (935)	3/8 (10)	1/4" NPT	1/2"-20 Male	3.2 (1.4)	8-7/8 (224)	6-3/8 (163)
53096	.7 (522)	20,000	86 dB(A)	33 (935)	3/8 (10)	1/4" NPT	3/8"-24 Male	2.4 (1.1)	7 (180)	6-3/8 (163)

**Tune-Up Kits:** 53060, 53090, 53091, 53095, 53096 – No. 96047; 53092, 53093, 53094 – No. 96466 (page 267)

Additional Specifications: Air Pressure 90 PSIG (6.2 Bar)



# .7 hp Drills

## Air-Powered Industrial Quality Drills



DYNAJET PAGE 224
AIR LINES PAGE 225

### 7° Offset & Right Angle Designs

#### 7° Offset, .7 hp, Rear Exhaust

- Each model includes 1/2" drill chuck and key.
- Also includes removable side handle and safety-lock lever.

**Model 53080** 3,400 RPM

**Model 53081** 4,500 RPM



For best tool performance, use optional 95676 Coupler/Plug Assembly.



### Hole Saw Model

#### Right Angle, 1 hp, Rear Exhaust

**Model 53143** 850 RPM

- Includes 1/2" drill chuck and key.
- High torque, governor-controlled air motor.
- Ideal for running optional diamond hole saws, to efficiently punch out holes in dashboard templates, and to create other openings.
- Side handle is reversible for left or right hand use.
- Safety-lock lever is included.



DRILLS & SPECIALTY TOOLS

Model Number	Motor hp (W)	Motor RPM	Sound Level	Maximum Air Flow SCFM (L/Min)	Hose I.D. Size Inch (mm)	Air Inlet Thread	Spindle Thread	Weight Pound (kg)	Length Inch (mm)	Height Inch (mm)
53080	.7 (522)	3,400	79 dB(A)	46 (1,303)	3/8 (10)	1/4" NPT	1/2"-20 Male	4.9 (2.2)	10-3/4 (274)	7-3/4 (196)
53081	.7 (522)	4,500	79 dB(A)	46 (1,303)	3/8 (10)	1/4" NPT	1/2"-20 Male	4.9 (2.2)	10-3/4 (274)	7-3/4 (196)
53143	1 (744)	850	74 dB(A)	35 (991)	3/8 (10)	3/8" NPT	1/2"-20 Male	5.5 (2.5)	13-1/8 (333)	5-1/8 (130)

**Tune-Up Kits:** 53080, 53081 – No. 96234; 53143 – No. 96532 (page 267) • Additional Specifications: Air Pressure 90 PSIG (6.2 Bar)

# Drill Speed Recommendation Chart

For Various Materials Using High-Speed Steel (HSS) Drills\*

MATERIAL	SPEED (SFPM)		DRILL SIZES – INCHES (mm)			
			1/16 (1.5)		1/8 (3)	
	MIN.	MAX.	0.063		0.125	
			MIN. RPM	MAX. RPM	MIN. RPM	MAX. RPM
MARBLE	15	25	909	1,515	458	763
SLATE	15	25	909	1,515	458	763
STONE	15	25	909	1,515	458	763
STEEL – ALLOY (300-400 Bhn)	20	30	1,212	1,818	611	916
CAST IRON – HARD (260-320 Bhn)	30	40	1,818	2,425	916	1,222
STEEL – STAINLESS (375-425 Bhn)	30	40	1,818	2,425	916	1,222
MONEL	40	50	2,425	3,031	1,222	1,527
STEEL – AUTOMOTIVE FORGINGS	40	50	2,425	3,031	1,222	1,527
STEEL – TOOL (150-200 Bhn)	50	60	3,031	3,637	1,527	1,833
STEEL – 0.4-0.5%C (125-175 Bhn)	70	80	4,244	4,850	2,139	2,444
CAST IRON – MED HARD (150-190 Bhn)	70	100	4,244	6,063	2,139	3,055
BRONZE – HIGH TENSILE	30	100	1,818	6,063	916	3,055
MALLEABLE IRON	80	90	4,850	5,456	2,444	2,750
MILD MACHINERY – 0.2-0.3%C (120-150 Bhn)	80	110	4,850	6,669	2,444	3,361
BAKELITE AND SIMILAR MATERIAL	100	150	6,063	9,094	3,055	4,583
CAST IRON – SOFT (110-140 Bhn)	100	150	6,063	9,094	3,055	4,583
PLASTIC – SOFT	100	150	6,063	9,094	3,055	4,583
BRASS AND BRONZE	200	300	12,126	18,189	6,111	9,167
ALUMINUM & ALUMINUM ALLOYS (CAST, NON-HEAT TREATED)	200	300	12,126	18,189	6,111	9,167
MAGNESIUM AND ALLOYS	250	400	15,157	24,252	7,639	12,223
FIBERGLASS	300	400	18,189	24,252	9,167	12,223
WOOD	300	400	18,189	24,252	9,167	12,223
RPM RANGES						
LOW	0	301	601	901	1,201	1,801
HIGH	300	600	900	1,200	1,800	2,400

\*Chart is based on High-Speed Steel (HSS) drills and drill bits. For other drill materials and coatings, follow drill bit manufacturer's recommendations.

# Drill Speed Recommendation Chart (Cont'd.)

For Various Materials Using High-Speed Steel (HSS) Drills\*

DRILL SIZES – INCHES (mm)									
3/16 (5)		1/4 (6)		5/16 (8)		3/8 (10)		1/2 (13)	
0.188		0.250		0.313		0.375		0.500	
MIN. RPM	MAX. RPM	MIN. RPM	MAX. RPM	MIN. RPM	MAX. RPM	MIN. RPM	MAX. RPM	MIN. RPM	MAX. RPM
304	507	229	381	183	305	152	254	114	190
304	507	229	381	183	305	152	254	114	190
304	507	229	381	183	305	152	254	114	190
406	609	305	458	244	366	203	305	152	229
609	812	458	611	366	488	305	407	229	305
609	812	458	611	366	488	305	407	229	305
812	1,015	611	763	488	610	407	509	305	381
812	1,015	611	763	488	610	407	509	305	381
1,015	1,219	763	916	610	732	509	611	381	458
1,422	1,625	1,069	1,222	854	976	713	814	534	611
1,422	2,031	1,069	1,527	854	1,220	713	1,018	534	763
609	2,031	458	1,527	366	1,220	305	1,018	229	763
1,625	1,828	1,222	1,375	976	1,098	814	916	611	687
1,625	2,234	1,222	1,680	976	1,342	814	1,120	611	840
2,031	3,047	1,527	2,291	1,220	1,830	1,018	1,527	763	1,145
2,031	3,047	1,527	2,291	1,220	1,830	1,018	1,527	763	1,145
2,031	3,047	1,527	2,291	1,220	1,830	1,018	1,527	763	1,145
4,063	6,095	3,055	4,583	2,440	3,661	2,037	3,055	1,527	2,291
4,063	6,095	3,055	4,583	2,440	3,661	2,037	3,055	1,527	2,291
5,079	8,127	3,819	6,111	3,050	4,881	2,546	4,074	1,909	3,055
6,095	8,127	4,583	6,111	3,661	4,881	3,055	4,074	2,291	3,055
6,095	8,127	4,583	6,111	3,661	4,881	3,055	4,074	2,291	3,055
RPM RANGES									
2,401	3,001	3,601	4,201	5,001	6,001	7,001	8,001	9,001	10,001
3,000	3,600	4,200	5,000	6,000	7,000	8,000	9,000	10,000	25,000

\*Chart is based on High-Speed Steel (HSS) drills and drill bits. For other drill materials and coatings, follow drill bit manufacturer's recommendations.



# .4 hp Vacuum Drills

## For Connection to Central Vacuum System



DYNASWIVEL®  
PAGE 223

COUPLER/PLUG  
PAGE 228

### Unique Vacuum Shroud Captures Chips & Debris

- NEW .4 hp (298 W) Vacuum Drills include collapsible Vacuum Shroud, which compresses around drill bit to effectively capture chips and debris.
- Pistol Grip design enhances operator comfort.
- High torque air motor; insulated tool grip.
- Conductive hoses and cuffs shield operator from electrostatic discharge (ESD).
- Each model includes 1/4" Dynachuck and key.

#### Pistol Grip Models

**Model 52903** 500 RPM

**Model 52904** 1,000 RPM

**Model 52905** 2,400 RPM

**Model 52906** 3,600 RPM

**Model 52907** 5,500 RPM

Includes Conductive Hose & Cuffs, to shield operator from electrostatic discharge (ESD).

1-1/4" Dia. Vacuum Port

Model 52906

Each model includes Dynachuck and key.



Collapsible Vacuum Shroud compresses around drill bit!

#### Angle Head Model

##### Model 49135

- Accepts 1/4"-28 Threaded Drill Bits, sold separately.
- Low-profile head allows access to restricted or hard-to-reach applications.
- Extended "neck" provides additional reach.
- Collapsible shroud surrounds drill bit for efficient capture of particulate.
- For connection to central vacuum system.



**NEW!**

6' (2 m) Vacuum Hose with 1" diameter port.

Collapsible Vacuum Shroud compresses around drill bit!

Model Number	Motor hp (W)	Motor RPM	Chuck Size	Sound Level	Maximum Air Flow SCFM (L/Min)	Air Pressure PSIG (Bar)	Spindle Thread	Weight Pound (kg)	Length Inch (mm)	Height Inch (mm)
52903	.4 (298)	500	1/4"	76 dB(A)	23 (651)	90 (6.2)	3/8"-24 Male	3.7 (1.7)	10-1/2 (268)	11-3/4 (300)
52904	.4 (298)	1,000	1/4"	80 dB(A)	25 (708)	90 (6.2)	3/8"-24 Male	3.7 (1.7)	10-1/2 (268)	11-3/4 (300)
52905	.4 (298)	2,400	1/4"	77 dB(A)	22 (623)	90 (6.2)	3/8"-24 Male	3.1 (1.4)	10-1/2 (268)	11-3/4 (300)
52906	.4 (298)	3,600	1/4"	80 dB(A)	23 (651)	90 (6.2)	3/8"-24 Male	3.1 (1.4)	10-1/2 (268)	11-3/4 (300)
52907	.4 (298)	5,500	1/4"	81 dB(A)	25 (708)	90 (6.2)	3/8"-24 Male	3.1 (1.4)	10-1/2 (268)	11-3/4 (300)
49135	.4 (298)	3,200	1/4"	77 dB(A)	21 (595)	90 (6.2)	1/4"-28 Female	2.0 (.9)	11-3/4 (276)	3-1/2 (90)

Tune-Up Kit: No. 96067; 49135 – No. 96541 (page 267)

# .7 hp Vacuum Drills

## For Connection to Central Vacuum System



DYNAJET  
PAGE 224

AIR LINES  
PAGE 225

### Unique Vacuum Shroud Captures Chips & Debris

- NEW .7 hp (522 W) Vacuum Drills include collapsible Vacuum Shroud, which compresses around drill bit to effectively capture chips and debris.
- Pistol Grip design includes slow-speed startup trigger.
- High torque air motor; comfortable insulated tool grip.
- Conductive hoses and cuffs shield operator from electrostatic discharge (ESD).

FOR STANDARD DRILL BITS  
AND ACCESSORIES  
**NOT INCLUDED**

### Pistol Grip Models

#### Model 53105

950 RPM, 3/8" Keyless Drill Chuck

#### Model 53106

950 RPM, 1/2" Keyed Drill Chuck

#### Model 53103

3,400 RPM, 3/8" Keyless Drill Chuck

#### Model 53104

4,500 RPM, 3/8" Keyless Drill Chuck



Model 53103



**TECH TIP**

The use of a Filter-Regulator-Lubricator will increase tool performance, extend tool life and lessen repair costs. (See page 224.)



**TECH TIP**

.7 hp Vacuum Drill can be modified for left or right-hand use.

DRILLS & SPECIALTY TOOLS

Model Number	Motor hp (W)	Motor RPM	Air Inlet Thread	Sound Level	Maximum Air Flow SCFM (L/Min)	Spindle Thread	Hose I.D. Size Inch (mm)	Weight Pound (kg)	Length Inch (mm)	Height Inch (mm)
53103	.7 (522)	3,400	1/4" NPT	84 dB(A)	40 (1,130)	3/8"-24 Male	3/8 (10)	4 (1.8)	10-3/8 (264)	5-7/8 (149)
53104	.7 (522)	4,500	1/4" NPT	84 dB(A)	40 (1,130)	3/8"-24 Male	3/8 (10)	4 (1.8)	10-3/8 (264)	5-7/8 (149)
53105	.7 (522)	950	1/4" NPT	85 dB(A)	40 (1,130)	3/8"-24 Male	3/8 (10)	4.4 (2.0)	12-1/4 (310)	5-7/8 (149)
53106	.7 (522)	950	1/4" NPT	85 dB(A)	40 (1,130)	1/2"-20 Male	3/8 (10)	4.4 (2.0)	12-1/4 (310)	5-7/8 (149)

Tune-Up Kit: No. 96047 (page 267) • Additional Specifications: Air Pressure 90 PSIG (6.2 Bar)

# DynaPen Series

## Air-Powered Reciprocating Tool



DYNAJET  
PAGE 224

COUPLER/PLUG  
PAGE 228

*For Engraving, Precision Removal & Deburring*

FOR FILES, SCRIBE POINTS  
AND CHISELS  
SEE PAGES 292-293

*DynaPen accepts multiple accessories for engraving, precision removal and deburring. Combining rapid action with short stroke length, DynaPen is used on plastics, composites, steel, aluminum and more. An essential tool for industries such as aerospace, mold-making, firearms, machine and model shops, plus computer and cell phone manufacturing!*

**Model 10843 1/8" Collet Insert (51659)**

**Model 10832 3 mm Collet Insert (51673)**

- Lightweight pneumatic tool operates at 14,000 strokes per minute, providing fast, efficient material removal.
- Short stroke length of .007" (.018 mm) minimizes risk of gouging delicate surfaces.
- 1/8" and 3 mm Collet Inserts accept **Scribe Points, Files** and **Chisels**. Optional Collet Inserts of 1/16" (51780) and 3/32" (51674) also available.
- In-line filter prevents debris from entering tool through air line, ensuring longer tool life.
- "Easy Grip" rubber sleeve ensures comfortable and secure tool handling.
- Air line swivels 360° for greater maneuverability, especially on contoured parts.
- 95731 Wrench (included) allows quick one-step change of all accessories.



Model Number	Motor SPM	Stroke Length Inch (mm)	Maximum Air Flow SCFM (L/Min)	Sound Level	Air Pressure PSIG (Bar)	Collet Size	Weight Pound (kg)	Length Inch (mm)	Diameter Inch (mm)	Hose Length Inch (mm)
10843	14,000	.007 (.018)	4 (113)	79 dB(A)	90 (6.2)	1/8"	.57 (0.26)	4.25 (108)	.9 (23)	56 (142)
10832	14,000	.007 (.018)	4 (113)	79 dB(A)	90 (6.2)	3 mm	.57 (0.26)	4.25 (108)	.9 (23)	56 (142)



### Double Cut Swiss Pattern Files *(sold separately)*

*Straight Files; 3-1/2" - 4" Lengths; 3 mm Dia. Tang*

File/Cut	Rectangular	Square	Three Square	Half Round	Crochet	Round
Straight File "00" (Very Coarse)	90900	90910	90920	90930	90940	90950

*Curved Files; 3-1/2" - 4" Lengths; 3 mm Dia. Tang*

File/Cut	Rectangular	Square	Three Square	Half Round	Crochet	Round
Curved File "0" (Coarse)	90901	90911	90921	90931	90941	90951

*DynaPen Scribe Points and Chisels Also Available Separately!*



# DynaPen Series

## Air-Powered Reciprocating Tool



DYNAJET  
PAGE 224

COUPLER/PLUG  
PAGE 228

*For Engraving, Precision Removal & Deburring*

FOR FILES, SCRIBE POINTS  
AND CHISELS  
SEE PAGES 292-293


## DynaPen Filer Kit

*Includes Assortment of Popular Files!*

- DynaPen with File is ideal for intricate deburring and finishing on delicate parts.
- Accepts Reciprocating Files 3-1/2" (89 mm) long, in various shapes. Three files included in Kit.

### 10844 Kit

- 10832 DynaPen with 51673 Collet Insert (3 mm)
- 51659 Collet Insert (1/8")
- Double Cut Swiss Pattern Files: 90900 Rectangular, 90901 Curved, 90930 Half-Round
- 95731 Wrench



When operating DynaPen with Swiss Pattern File, move tool forward on work surface. This results in faster rate of removal.

## DynaPen Scribe Kit

*Includes Scribe Point for Engraving!*

- DynaPen with Scribe Point easily engraves metal, wood, stone, glass and composites.
- Ideal for use in aerospace accounts and maintenance departments, where parts are engraved for identification and tracking.
- Scribe Point made of high-carbon steel, heat-treated and tempered to hardness of 62 Rockwell.

### 10846 Kit

- 10843 DynaPen with 51659 Collet Insert (1/8")
- 90990 Scribe Point (1/8") – High-Carbon Steel
- 95731 Wrench

### 10847 Kit

- 10832 DynaPen with 51673 Collet Insert (3 mm)
- 90991 Scribe Point (3 mm) – High-Carbon Steel
- 95731 Wrench

*See Page 140 for DynaPen Kit with ALL Accessories!*



DRILLS & SPECIALTY TOOLS

# DynaPen Series

## Air-Powered Reciprocating Tool



DYNAJET  
PAGE 224

COUPLER/PLUG  
PAGE 228

*For Engraving, Precision Removal & Deburring*

FOR FILES, SCRIBE POINTS  
AND CHISELS  
SEE PAGES 292-293

## DynaPen Chisel Kit

*Includes Narrow and Wide Chisels!*

- DynaPen with Chisel is effective for removing parting lines on metal and plastic.
- An important tool for dental mold-makers, jewelers, artists and archeology shops.

### 10848 Kit

- 10843 DynaPen with 51659 Collet Insert (1/8")
- 90992 Chisel (1/8") with 1/8" wide tip
- 90994 Chisel (1/8") with 1/4" wide tip
- 90990 Scribe Point (1/8") – High-Carbon Steel
- 95731 Wrench



### 10849 Kit

- 10832 DynaPen with 51673 Collet Insert (3 mm)
- 90993 Chisel (3 mm) with 3 mm wide tip
- 90995 Chisel (3 mm) with 6 mm wide tip
- 90991 Scribe Point (3 mm) – High-Carbon Steel
- 95731 Wrench



When operating DynaPen with Chisel, hold tool at angle shown. This helps prevent "scooping" or "gouging" of work surface.



## DynaPen Kit

*Includes Files, Scribe Point and Chisels.  
The Ultimate in Versatility!*


### 10850 Kit

- 10843 DynaPen with 51659 Collet Insert (1/8")
- Double Cut Swiss Pattern Files: 90900 Rectangular, 90901 Curved, 90930 Half-Round
- 90990 Scribe Point (1/8") – High Carbon Steel
- 90992 Chisel (1/8") with 1/8" wide tip
- 90994 Chisel (1/8") with 1/4" wide tip
- 95731 Wrench



### 10851 Kit

- 10832 DynaPen with 51673 Collet Insert (3 mm)
- Double Cut Swiss Pattern Files: 90900 Rectangular, 90901 Curved, 90930 Half-Round
- 90991 Scribe Point (3 mm) – High Carbon Steel
- 90993 Chisel (3 mm) with 3 mm wide tip
- 90995 Chisel (3 mm) with 6 mm wide tip
- 95731 Wrench



Lubrication of DynaPen is not necessary during operation. For tool storage, add one drop of oil after use, and run tool for five seconds. Tool is then lubricated for storage.

# Stockade Filer

## Air-Powered Reciprocating Filer

DYNASWIVEL®  
PAGE 223AIR LINES  
PAGE 225

*Ideal for Countless Filing Applications*

**FOR FILES**  
1/4" (6 mm) diameter tang  
SEE BELOW

### Straight Line, .4 hp, Rear Exhaust

- Each model has 1/4" round file holder opening for accepting optional files with 1/4" diameter tang (see below).
- Tool includes safety-lock lever and extended rear exhaust muffler.
- Also includes built-in air flow regulator.

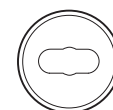
**Model 12200 2,400 Strokes/Minute**

**Model 12201 2,400 Strokes/Minute**

- Comes with 12197 File Adapter, for mounting Dynabrade files 6" in length.



File Sold Separately




Round File Holder Opening:  
6.3 mm center dia. x 13 mm width  
(approx. 1/4" x 1/2")

### Stockade Filer Kit

#### Model 12202

- Kit includes 12201 Stockade Filer (with 12197 File Adapter), three files (90980, 90982, 90984) and 90977 Grit-File Abrasive Kit (see below).



Motor Tune-Up Kits will extend the life of an air tool when used with a preventative maintenance schedule.

12202 Kit



Model Number	Motor hp (W)	Sound Level	Maximum Air Flow SCFM (L/Min)	Stroke Inch (mm)	Strokes per Minute	Hose I.D. Size Inch (mm)	Air Inlet Thread	Weight Pound (kg)	Length Inch (mm)	Height Inch (mm)
12200	.4 (298)	86 dB(A)	21 (595)	13/32 (10)	2,400	3/8 (10)	1/4" NPT	2.4 (1.1)	10 (254)	1-1/2 (38)
12201	.4 (298)	86 dB(A)	21 (595)	13/32 (10)	2,400	3/8 (10)	1/4" NPT	2.4 (1.1)	10 (254)	1-1/2 (38)

**Tune-Up Kit: No. 96261** (page 267) • Additional Specifications: Air Pressure 90 PSIG (6.2 Bar)

### Dynabrade Files (6" Length) • Sold Separately

File Shape	Part Number	Tang	Cut	Package Quantity
	90980	Ø 6 mm	Swiss Pattern Straight Double Cut "00" (Very Coarse)	1
	90985		Swiss Pattern Curved Double Cut "0" (Coarse)	1
	90981	11 mm x 2.5 mm	Swiss Pattern Straight Double Cut "00" (Very Coarse)	1
	90986		Swiss Pattern Curved Double Cut "0" (Coarse)	1
	90982	Ø 6 mm	Swiss Pattern Straight Double Cut "00" (Very Coarse)	1
	90979	Ø 6 mm	Swiss Pattern Straight Single Cut "00" (Very Coarse)	1
	90983	Ø 6 mm	Swiss Pattern Straight Double Cut "00" (Very Coarse)	1
	90988		Swiss Pattern Curved Double Cut "0" (Coarse)	1
	90984	Ø 6 mm	Swiss Pattern Straight Double Cut "00" (Very Coarse)	1
	90989		Swiss Pattern Curved Double Cut "0" (Coarse)	1
	90905	6 mm x 2.8 mm	Aluminum Type A Flat	1

Ø = Diameter



# Stockade Sander and Saw

## Air-Powered Reciprocating Sander and Saw



DYNASWIVEL®  
PAGE 223

AIR LINES  
PAGE 225

*Ideal for Countless Sanding and Sawing Applications*

FOR ABRASIVE STRIPS,  
SAW BLADES  
SEE BELOW

### Stockade Sander

#### Model 12204 2,400 Strokes/Minute

- Has 5" long x 1/2" wide spring-steel extender which accepts stick-on coated abrasive strips (sold separately).
- 80 and 180 grit abrasive strips are included.
- Three platen pads are included, which may be mounted to the extender as a backing for the abrasive strip.
- Safety-lock lever and extended rear exhaust muffler included.



### Stockade Saw

#### Model 12205 2,400 Strokes/Minute

- Tool includes 12212 Saw Holder Adapter, 12183 Saw Guide, 90935 General Purpose Saw Blade.
- Built-in air flow regulator.
- Countless applications on wood, metal, composites, fiberglass and more.
- Safety-lock lever and extended rear exhaust muffler included.



### Stockade Saw Kit

#### Model 12206 2,400 Strokes/Minute

- 12205 Stockade Saw (above) and 90933 Saw Blade Pack, which includes one of each blade shown at right (six total).
- 12183 Saw Guard Assembly (must be used with saw blades).
- Saw Blades have a variety of uses on metal, fiberglass, wood and more.



### Dynabrade Saw Blades • Sold Separately

Part Number	Blade Type	Description	Shape
90934	Metal/Fiberglass Cutting	Silver • Long Life • Bi-Metal	
90935	Metal Cutting	White • Long Life • Bi-Metal	
90936	Metal Cutting	White • Long Life • Bi-Metal	
90937	Metal Cutting	White • Long Life • Bi-Metal	
90938	Metal Scroll Heavy Duty	White • Long Life • Bi-Metal	
90939	Wood Cutting/Stiff Back	White • Bi-Metal	

### Stockade Filer/Saw Kit

#### Model 12207 2,400 Strokes/Minute

- 12205 Stockade Saw (above).
- Three adapters: 12197 for Dynabrade 6" long files; 12211 for foundry file; 12212 for saw blades.
- 12183 Saw Guard Assembly (must be used with saw blades).
- Two 6" long files (90980 Pillar; 90983 Triangular).
- One 5-1/2" long foundry file (90905).
- Two saw blades (90934, 90935).



Model Number	Motor hp (W)	Sound Level	Maximum Air Flow SCFM (L/Min)	Stroke Inch (mm)	Strokes per Minute	Hose I.D. Size Inch (mm)	Air Inlet Thread	Weight Pound (kg)	Length Inch (mm)	Height Inch (mm)
12204	.4 (298)	86 dB(A)	21 (595)	13/32 (10)	2,400	1/4 (6)	1/4" NPT	2.4 (1.1)	10 (254)	1-1/2 (38)
12205	.4 (298)	86 dB(A)	21 (595)	13/32 (10)	2,400	3/8 (10)	1/4" NPT	2.4 (1.1)	10 (254)	1-1/2 (38)

Tune-Up Kit: No. 96261 (page 267) • Additional Specifications: Air Pressure 90 PSIG (6.2 Bar)

# Dynadie® III

## Air-Powered Reciprocating Filer

DYNAJET  
PAGE 224COUPLER/PLUG  
PAGE 228

### Reciprocating Filer for Precise Filing and Finishing

**FOR TANGED FILES**  
1/8" (3 mm) and 1/4" (6 mm) dia.  
SEE BELOW

#### Model 12250 Variable-Length Stroke

- Accepts 1/4" dia. or 1/8" diameter tanged files. Files sold separately.
- Replaces tedious hand filing. Easily enters narrow slots.
- Use on metal, wood, plastic, fiberglass, etc.
- Variable-length stroke from 0 - 1/4". Tool runs at 5,000 strokes per minute.
- Barrel indexes 360° for ideal comfort.
- Tool includes 94407 Flow-Control Dynaswivel® (not shown).



Model Number	Motor hp (W)	Sound Level	Maximum Air Flow SCFM (L/Min)	Stroke Inch (mm)	Strokes per Minute	Hose I.D. Size Inch (mm)	Air Inlet Thread	Weight Pound (kg)	Length Inch (mm)	Height Inch (mm)
12250	.2 (142)	76 dB(A)	18 (509)	0 - 1/4 (6)	5,000	3/8 (10)	1/4" NPT	1.8 (.82)	6-5/8 (170)	4-1/8 (106)

**Tune-Up Kit: No. 96533** (page 267) • Additional Specifications: Air Pressure 90 PSIG (6.2 Bar)

#### Straight Double Cut Swiss Pattern Files 6" Length; 1/4" Dia. Tang

Cut	Rectangular	Round	Three Square	Square
"00" (Very Coarse)	90980	90982	90983	90984
"0" (Coarse)	90985	—	90988	90989

#### Straight & Curved Double Cut Swiss Pattern Files 3-1/2" - 4" Lengths; 1/8" Dia. Tang

File/Cut	Rectangular	Square	Three Square	Half Round	Crochet	Round
Straight File "00" (Very Coarse)	90900	90910	90920	90930	90940	90950
Curved File "0" (Coarse)	90901	90911	90921	90931	90941	90951

# Router

## Air-Powered Routing Tool

DYNAJET  
PAGE 224COUPLER/PLUG  
PAGE 228

### Ideal for Countless Routing Applications


**FOR ROUTER BITS**  
1/8" (3 mm) and 1/4" (6 mm) dia. shanks  
NOT INCLUDED

#### Model 51330 20,000 RPM, .7 hp, Front Exhaust

- Ideal for chamfers and roundover cuts on hardwoods, softwoods, solid surfaces or plastics. Great for laminate trimming, surface planing, beveling and cornering.
- Tool accepts optional high-speed steel router bits with 1/4" diameter shank capacity. Also accepts optional 1/8" collet insert, for mounting 1/8" diameter router bits.
- Lightweight, non-marring composite fixed base allows for 90° cuts. Base offers easy height adjustment.
- Safety-lock lever is standard.
- Front exhaust directs chips away from cutter.
- Spindle lock allows one-wrench cutter changing.
- Includes guide rails, ideal for use on glue seams.



Router Bit  
Not Included



**Motor Tune-Up Kits** will extend the life of an air tool when used with a preventative maintenance schedule.

Model Number	Motor hp (W)	Motor RPM	Sound Level	Maximum Air Flow SCFM (L/Min)	Hose I.D. Size Inch (mm)	Air Inlet Thread	Spindle Thread	Weight Pound (kg)	Base Size Inch (mm)	Height Inch (mm)
51330	.7 (522)	20,000	82 dB(A)	34 (963)	3/8 (10)	1/4" NPT	3/8"-24 Male	2.5 (1.1)	3-1/4 (83) x 3-1/2 (89)	8-1/4 (210)

**Tune-Up Kit: No. 96529** (page 267) • Additional Specifications: Air Pressure 90 PSIG (6.2 Bar) • Collet Depth 1-5/8" (41 mm) • Max. Cutter Dia. 1-1/8" (29 mm)

# Vacuum Router

## For Connection to Central Vacuum System




DYNAJET  
PAGE 224

COUPLER/PLUG  
PAGE 228

### Unique Vacuum Shroud Captures Contaminants

- Vacuum Router is ideal for chamfers and roundover cuts on hardwoods, softwoods, solid surfaces and plastics. Great for laminate trimming, surface planing, beveling and cornering.
- Includes 1" vacuum port, for easy connection to external central vacuum system. Efficiently captures dust and debris as tool is run.
- Tool accepts optional high-speed router bits with 1/4" diameter shank capacity.
- Non-marring composite base.
- Safety-lock throttle lever included.
- Also includes 94300 Composite Dynaswivel®, for enhanced tool maneuverability.

FOR ROUTER BITS  
1/8" (3 mm) and 1/4" (6 mm) dia. shanks  
NOT INCLUDED



### 3-1/2" (89 mm) Base Model

**Model 51332 .7 hp (522 W), 20,000 RPM**

Includes 94300 Composite  
Dynaswivel® Air Line  
Connector (both models)

Safety-lock lever is included  
(both models)

Includes 08504  
Insert, for  
enhanced  
source capture  
(both models)



Adjustable roller guide  
ensures consistent cut  
path on edge work



### 4" (102 mm) Base Model

**Model 51333 .7 hp (522 W), 20,000 RPM**

Extended rear exhaust  
muffler for reduced  
sound levels (both models)

Two handles for added  
support and ease of use

4" (102 mm) dia.  
Composite Base  
offers enhanced  
stability

1" Dia.  
Vacuum Port



Model Number	Motor hp (W)	Motor RPM	Sound Level	Maximum Air Flow SCFM (L/Min)	Collet Size	Air Inlet Thread	Weight Pound (kg)	Length Inch (mm)	Height Inch (mm)
51332	.7 (522)	20,000	79 dB(A)	37 (1,048)	1/4"	1/4" NPT	2.6 (1.2)	11 (282)	3.5 (89)
51333	.7 (522)	20,000	79 dB(A)	37 (1,048)	1/4"	1/4" NPT	3.3 (1.5)	11 (282)	4 (102)

Tune-Up Kit: No. 96259 (page 267) • Additional Specifications: Air Pressure 90 PSIG (6.2 Bar)



# Dynascaler

## Air-Powered Descaling and Surface Preparation Tool

*For Heavy-Duty Industrial, Marine, Construction Applications*

FOR "BONDED SHOT"  
FLAP ACCESSORIES  
SEE PAGE 293

- All models use optional "bonded shot" flap assemblies.
- Ideal for weld preparation, plus removing rust, oxide, scale, old paint and tough coatings.

### Hand-Held Models

- Steel dowel pin (keepers) system allows easy flap loading and unloading.
- Four-position top handle adjusts for operator comfort.

### Model 30304 *Straight Line*

- For 2" wide work on inside of pipe.
- Six-slot hub (2-1/4" wide) accepts optional "bonded shot" flap assemblies. Adjustable for exact positioning of flap assemblies to surface.

### Model 30336 *Straight Line, Central Vacuum*

### Model 30337 *Right Angle, Central Vacuum*


- Each model is for 2" wide work on flat surfaces.
- Ideal for removal of floor paint/coatings and for scarifying concrete.
- Vacuum port accepts 1-1/2" diameter cuff.
- Model 30337 is USA Government National Stock Number 389501149337.



Model  
30304



Model  
30336



Model  
30200

### Over-Under Model

### Model 30200 *1" Wide Top and Bottom*

- Mechanically fractures scale and coatings, with negligible removal of base metal.
- "Over-under" simultaneous removal of scale, from top and bottom of girder webplates prior to welding.
- Top and bottom unit each use optional 1" wide "bonded shot" flap assemblies. Top unit easily detaches to permit portable "touch up" descaling.

### Floor Models

### Model 30303 *2" Wide*

### Model 31600 *3" Wide*

- Each model has 20-slot hub for optional "bonded shot" flap assemblies.
- Adjustable edge guide assures straight-line descaling. (Not recommended for use without edge guide.)



Model  
30303

Flap Assembly  
Sold Separately

Model Number	Motor hp (W)	RPM Free Speed	RPM Under Load	Sound Level	Maximum Air Flow SCFM (L/Min)	Hose I.D. Size Inch (mm)	Spindle Thread	Weight Pound (kg)	Length Inch (mm)	Height Inch (mm)
30303	1.7 (1,268)	3,000	1,650	94 dB(A)	78 (2,209)	1/2 (13)	—	44.2 (20)	8-3/4 (222)	11 (279)
31600	4.0 (2,983)	3,000	1,650	94 dB(A)	127 (3,597)	1/2 (13)	—	54 (24.5)	8-3/4 (222)	11 (279)
30200	.7 (522)	3,400	2,100	94 dB(A)	38 (1,076)	1/2 (13)	—	33.2 (15)	14 (355)	10-3/4 (273)
30304	.7 (522)	3,400	2,400	92 dB(A)	38 (1,076)	1/2 (13)	1/2"-20 Male	6.2 (2.8)	11-3/4 (298)	8-1/4 (210)
30336	.7 (522)	3,400	2,400	92 dB(A)	38 (1,076)	1/2 (13)	1/2"-20 Male	6.5 (2.9)	11-3/4 (298)	8-1/4 (210)
30337	.7 (522)	3,100	1,950	94 dB(A)	38 (1,076)	1/2 (13)	1/2"-20 Male	6.5 (2.9)	11-3/4 (298)	8-1/4 (210)

Tune-Up Kit: No. 96260 (page 267) • Additional Specifications: Air Pressure 90 PSIG (6.2 Bar), Air Inlet Thread 3/8" NPT



# ***RANDOM ORBITAL SANDERS***

Dynorbital® Supreme .....	148	11" Dia. Electric Two-Hand Dynorbital® .....	159
Wet Dynorbital® Supreme .....	150	Palm-Style Mini-Dynorbital® .....	160
Dynorbital® Silver Supreme .....	152	7° Offset Mini-Dynorbital® .....	161
Dynorbital-Spirit® .....	154	Angle-Head Mini-Dynorbital® .....	162
HiVac Dynorbital-Spirit® .....	156	Right Angle Mini-Dynorbital® .....	163
"Swirl-Free Checklist" .....	157	<b><i>Systems &amp; Solutions</i></b> .....	164
Two-Hand Dynorbital® .....	157		
11" Dia. Two-Hand Dynorbital® ....	159		



**RANDOM ORBITAL SANDERS**







# RANDOM ORBITAL SANDER SERIES



## DYNORBITAL® SUPREME

*The Supreme Standard for  
Random Orbital Quality!*



## DYNORBITAL® SILVER SUPREME

*Supreme Power with  
Lightweight Comfort!*



## DYNORBITAL- SPIRIT®

*Medium-Duty Sander  
with "D3" Advantages*

## A UNIVERSE OF APPLICATIONS!

*Furniture Fixtures and Moldings • Solid Surface Counter Tops  
Custom Kitchen Cabinets • Custom Woodwork • Laminated Products  
Metal Finishing • Carbon Fiber • Fiberglass Mold Repair on Bath Tubs  
Bronze Sculptures • Unfinished Wood Products • P.O.P. Displays  
Custom Guitars • Architectural Millwork • Finish Sand • Antique Restoration  
Case Work • Finish Door and Window Frames • Auto Body Work  
Sheet Metal Surface Prep • Office Furniture • Hydraulic Tanks and Top Plates  
Aircraft Panels • Outdoor Signs • Upholstered Furniture • White Sanding  
Tables and Chairs • Utility Trucks • Medical Equipment • Computer Frames  
Food Industry Conveyors • Veneer Zinc Castings • Window Shutters  
Refinish Aircraft Windows • Raised Panel Doors • Painted Parts  
Billiard Tables • Auto Bumper • Fabricated Metal Parts  
Edge Sanding • Polish Steel Caps • Fiberglass Boats  
Aluminum Furniture • Home Appliances  
Decorative Accessories • Satellite Antennas  
Sand Primer • Surface Prep • MDF Components  
Finish Custom Injection Moldings and Much More!*





# Dynorbital® Supreme

## Air-Powered Random Orbital Sander



**SANDING PADS**  
PAGE 230

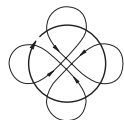
**AIR LINES**  
PAGE 225

**BALL-SWIVEL PLUG**  
PAGE 223

**ACCESSORIES**  
PAGE 222

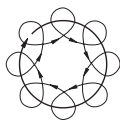
### Setting the Standard for Random Orbital Supremacy!

- The cornerstone of the "D3" Series, Dynorbital® Supreme sports a distinctive look, signifying many innovations and improvements!
- "D3" advancements include refined ergonomic design, increased vacuum capabilities, aggressive 3/8" (10 mm) orbit and more.
- When operating on work surface, tool maintains highest RPM in the industry!



**3/8"**  
(10 mm)  
Dia. Orbit

*For Aggressive Sanding*  
**(Orange Lever)**



**3/16"**  
(5 mm)  
Dia. Orbit

*For General Sanding*  
**(Silver Lever)**



**3/32"**  
(2.5 mm)  
Dia. Orbit

*For Ultra-Fine Sanding*  
**(Black Lever)**

### Non-Vacuum

- Includes low profile, premium urethane weight-mated sanding pad.
- Optional vacuum conversion kits are available to easily convert non-vacuum tool to self-generated vacuum tool or central vacuum tool (see page 218).

Pad Diameter Inch (mm)	3/8" (10 mm) Orbit Models	3/16" (5 mm) Orbit Models	3/32" (2.5 mm) Orbit Models
3-1/2 (89)	56870	56800	56840
5 (127)	56880	56815*	56850
6 (152)	56890	56826**	56859

**Tune-Up Kit: No. 96024** (page 267)

\*USA Government National Stock Number 5130013993588

\*\*USA Government National Stock Number 5130014066450

### Self-Generated Vacuum

- Includes low profile, premium urethane weight-mated sanding pad.
- Ready for connection to optional portable self-contained dust collection system (see page 219).

Pad Diameter Inch (mm)	3/8" (10 mm) Orbit Models	3/16" (5 mm) Orbit Models	3/32" (2.5 mm) Orbit Models
3-1/2 (89)	56873	56803	56843
5 (127)	56883	56818*	56853
6 (152)	56893	56829**	56862

**Tune-Up Kit: No. 96024** (page 267)

\*USA Government National Stock Number 5130012462258

\*\*USA Government National Stock Number 5130014677026

### Central Vacuum


- Includes low profile, premium urethane weight-mated sanding pad.
- Has 1" (25 mm) dia. vacuum port for easy connection to external vacuum system.

Pad Diameter Inch (mm)	3/8" (10 mm) Orbit Models	3/16" (5 mm) Orbit Models	3/32" (2.5 mm) Orbit Models
3-1/2 (89)	56874	56804	56844
5 (127)	56884	56819	56854
6 (152)	56894	56830*	56863

**Tune-Up Kit: No. 96024** (page 267)

\*USA Government National Stock Number 5130014125177

**FOR ABRASIVE DISCS**  
3-1/2" (89 mm), 5" (127 mm)  
and 6" (152 mm) dia.  
**SEE PAGE 275**



Model  
56819



Model  
56815

*See page 230  
for Dynabrade  
High-Quality  
Sanding Pads!*



Model  
56818

Portable Dust Collection System  
(Optional - See Page 219)



Model  
56819

# Dynorbital® Supreme

## Air-Powered Random Orbital Sander



**SANDING PADS**  
PAGE 230

**AIR LINES**  
PAGE 225

**BALL-SWIVEL PLUG**  
PAGE 223

**ACCESSORIES**  
PAGE 222

### Setting the Standard for Random Orbital Supremacy!

**FOR ABRASIVE DISCS**  
3-1/2" (89 mm), 5" (127 mm)  
and 6" (152 mm) dia.  
*SEE PAGE 275*

#### Refined Ergonomic Tool Grip

Allows more comfortable grip and feel, reducing operator fatigue and increasing efficiency.

#### Auto-Recess Throttle Lever

Lever recesses into housing grip when depressed, eliminating pressure-point on operator's palm. Lever is color-coded to identify tool orbit (see page 148).

#### Comfort Platform

**U.S. Patent No. D610,428**

Provides additional hand and wrist support, enhancing operator comfort.

#### Perfectly Balanced Sanding Pad

**Ask for the ORANGE!**

Perfectly-balanced, weight-mated sanding pad with exclusive **single-piece hub design**. Dynabrade premium urethane pads offer smoother operating performance and minimal vibration.

#### THREE Diameters:

3-1/2" (89 mm) – 80 grams

5" (127 mm) – 100 grams

6" (152 mm) – 130 grams

#### ONE-HAND Speed Control

New Speed Control dial allows "thumb control" regulating of tool speed.

#### Low-Vibration Design

Tool grip fully covers tool housing, minimizing vibration transfer to operator.

#### Enhanced Vacuum Capabilities

Vacuum port diameter is increased by **110%**, allowing maximum capture of dust and debris!



Shroud included with all Dynorbital® Supreme, Dynorbital® Silver Supreme, and Dynorbital-Spirit® vacuum models.

### Dynorbital® Supreme Models

Model Number	Vacuum Style	Tool Dia. Inch (mm)	Dia. Orbit Inch (mm)	Sound Level	Weight Pound (kg)	Length Inch (mm)
56800	Non-Vac	3-1/2 (89)	3/16 (5)	77 dB(A)	2.1 (1)	6 (152)
56815	Non-Vac	5 (127)	3/16 (5)	80 dB(A)	2.1 (1)	6-1/2 (165)
56826	Non-Vac	6 (152)	3/16 (5)	78 dB(A)	2.2 (1)	7 (178)
56840	Non-Vac	3-1/2 (89)	3/32 (2.5)	76 dB(A)	2.1 (1)	6 (152)
56850	Non-Vac	5 (127)	3/32 (2.5)	77 dB(A)	2.1 (1)	6-1/2 (165)
56859	Non-Vac	6 (152)	3/32 (2.5)	76 dB(A)	2.2 (1)	7 (178)
56870	Non-Vac	3-1/2 (89)	3/8 (10)	80 dB(A)	2.2 (1)	6 (152)
56880	Non-Vac	5 (127)	3/8 (10)	78 dB(A)	2.3 (1)	6-1/2 (165)
56890	Non-Vac	6 (152)	3/8 (10)	80 dB(A)	2.4 (1)	7 (178)
56803	Self-Gen	3-1/2 (89)	3/16 (5)	84 dB(A)	2.1 (1)	8-1/4 (210)
56818	Self-Gen	5 (127)	3/16 (5)	82 dB(A)	2.1 (1)	8-1/2 (216)
56829	Self-Gen	6 (152)	3/16 (5)	85 dB(A)	2.3 (1)	9 (229)
56843	Self-Gen	3-1/2 (89)	3/32 (2.5)	81 dB(A)	2.1 (1)	8-1/4 (210)
56853	Self-Gen	5 (127)	3/32 (2.5)	83 dB(A)	2.1 (1)	8-1/2 (216)

Model Number	Vacuum Style	Tool Dia. Inch (mm)	Dia. Orbit Inch (mm)	Sound Level	Weight Pound (kg)	Length Inch (mm)
56862	Self-Gen	6 (152)	3/32 (2.5)	84 dB(A)	2.3 (1)	9 (229)
56873	Self-Gen	3-1/2 (89)	3/8 (10)	84 dB(A)	2.3 (1)	8-1/4 (210)
56883	Self-Gen	5 (127)	3/8 (10)	85 dB(A)	2.3 (1)	8-1/2 (216)
56893	Self-Gen	6 (152)	3/8 (10)	85 dB(A)	2.5 (1.1)	9 (229)
56804	Central	3-1/2 (89)	3/16 (5)	79 dB(A)	2.1 (1)	7 (178)
56819	Central	5 (127)	3/16 (5)	80 dB(A)	2.2 (1)	7-1/4 (184)
56830	Central	6 (152)	3/16 (5)	81 dB(A)	2.3 (1)	7-3/4 (197)
56844	Central	3-1/2 (89)	3/32 (2.5)	79 dB(A)	2.1 (1)	7 (178)
56854	Central	5 (127)	3/32 (2.5)	80 dB(A)	2.2 (1)	7-1/4 (184)
56863	Central	6 (152)	3/32 (2.5)	79 dB(A)	2.3 (1)	7-3/4 (197)
56874	Central	3-1/2 (89)	3/8 (10)	80 dB(A)	2.3 (1)	7 (178)
56884	Central	5 (127)	3/8 (10)	81 dB(A)	2.3 (1)	7-1/4 (184)
56894	Central	6 (152)	3/8 (10)	84 dB(A)	2.4 (1)	7-3/4 (197)

**Additional Specifications:** Motor .28 hp (209 W) • Motor 12,000 RPM • Pad Thread 5/16"-24 Male • Air Inlet Thread 1/4" NPT  
Hose I.D. Size 1/4" (6 mm) • Air Flow Rate 18 SCFM/510 L/Min • Height 3-1/2" (89 mm) • Air Pressure 90 PSIG (6.2 Bar)  
Sound Level is the pressure measurement according to the method outlined in ISO regulation ISO-15744

# Wet Dynorbital® Supreme

## Air-Powered Random Orbital Sander



**SANDING PADS**  
PAGE 231

**ACCESSORIES**  
PAGE 222

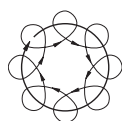
### For Polishing and Finishing Flats and Sides

- Achieves the ultimate in swirl-free finishes.
- Wet sanding reduces airborne dust, improving air quality of workplace.
- Overskirt shroud is standard on all models, to control water splash.
- Accepts diamond abrasive discs as well as microfinishing film and conventional wet discs.
- Includes non-vacuum hook-face sanding pad (short nap), 3/8" thick.

**FOR ABRASIVE DISCS**  
3-1/2" (89 mm), 5" (127 mm)  
and 6" (152 mm) dia.  
**SEE PAGE 275**

### Basic Models

- For those not requiring "through-the-tool" water feed (who prefer to use a hose or spray bottle).



**3/16" (5 mm) Dia. Random Orbit**  
For Swirl-Free Finishes

#### Model 57572 5" Diameter, 3/16" Orbit

- Includes 54325 Hook-Face Pad.

#### Model 57574 6" Diameter, 3/16" Orbit

- Includes 54327 Hook-Face Pad.



Model  
57574



**3/32" (2.5 mm) Dia. Random Orbit**  
For Ultra-Fine Finishes

#### Model 57582 5" Diameter, 3/32" Orbit

- Includes 54325 Hook-Face Pad.

#### Model 57584 6" Diameter, 3/32" Orbit

- Includes 54327 Hook-Face Pad.



Model  
57582



After using wet tool, wipe tool down with a clean, dry rag and let dry. Then store tool with sanding pad face down.

Model Number	Motor hp (W)	Motor RPM	Pad Dia. Inch (mm)	Sound Level	Maximum Air Flow SCFM (L/Min)	Hose I.D. Size Inch (mm)	Air Inlet Thread	Tool Thread	Weight Pound (kg)	Length Inch (mm)	Height Inch (mm)
57572	.24 (179)	10,000	5 (127)	78 dB(A)	16 (453)	1/4 (6)	1/4" NPT	5/16"-24 Female	2.1 (1.0)	6-1/2 (165)	3-5/8 (92)
57574	.24 (179)	10,000	6 (152)	76 dB(A)	16 (453)	1/4 (6)	1/4" NPT	5/16"-24 Female	2.2 (1.0)	7 (178)	3-1/2 (89)
57582	.24 (179)	10,000	5 (127)	76 dB(A)	16 (453)	1/4 (6)	1/4" NPT	5/16"-24 Female	2.1 (1.0)	6-1/2 (165)	3-5/8 (92)
57584	.24 (179)	10,000	6 (152)	78 dB(A)	16 (453)	1/4 (6)	1/4" NPT	5/16"-24 Female	2.2 (1.0)	7 (178)	3-1/2 (89)

**Tune-Up Kit: No. 96018** (page 267) • Additional Specifications: Air Pressure 90 PSIG (6.2 Bar)



# Wet Dynorbital® Supreme

## Air-Powered Random Orbital Sander



**SANDING PADS**  
PAGE 231

**ACCESSORIES**  
PAGE 222

### For Polishing and Finishing Flats and Sides

#### Deluxe Models

- Include 1/4" diameter x 11' long water line and 1/4" diameter x 10' long air line, both contained in 3/4" diameter overhose.
- Include adjustable "water feed" valves at two locations: one near the water source connection and another at the tool. This allows one valve to be pre-set to your desired flow rate, while the other is utilized as an on/off valve.



**3/16" (5 mm) Dia. Random Orbit**  
For Swirl-Free Finishes

#### Model 57571 3-1/2" Diameter, 3/16" Orbit

- Includes 54311 Hook-Face Pad.

#### Model 57573 5" Diameter, 3/16" Orbit

- Includes 54325 Hook-Face Pad.

#### Model 57575 6" Diameter, 3/16" Orbit

- Includes 54327 Hook-Face Pad.



**3/32" (2.5 mm) Dia. Random Orbit**  
For Ultra-Fine Finishes

#### Model 57583 5" Diameter, 3/32" Orbit

- Includes 54325 Hook-Face Pad.

#### Model 57585 6" Diameter, 3/32" Orbit

- Includes 54327 Hook-Face Pad.




Model 57573




Model 57575

Wet Dynorbital® Supreme achieves swirl-free finish.

### Connections to Deluxe Tools



### Water and Air Source Connections



Model Number	Motor hp (W)	Motor RPM	Pad Dia. Inch (mm)	Sound Level	Maximum Air Flow SCFM (L/Min)	Hose I.D. Size Inch (mm)	Air Inlet Thread	Tool Thread	Weight Pound (kg)	Length Inch (mm)	Height Inch (mm)
57571	.24 (179)	12,000	3-1/2 (89)	74 dB(A)	16 (453)	1/4 (6)	1/4" NPT	5/16"-24 Female	2.1 (1.0)	6 (152)	3-3/4 (95)
57573	.24 (179)	10,000	5 (127)	78 dB(A)	16 (453)	1/4 (6)	1/4" NPT	5/16"-24 Female	2.1 (1.0)	6-1/2 (165)	3-5/8 (92)
57575	.24 (179)	10,000	6 (152)	76 dB(A)	16 (453)	1/4 (6)	1/4" NPT	5/16"-24 Female	2.2 (1.0)	7 (178)	3-1/2 (89)
57583	.24 (179)	10,000	5 (127)	76 dB(A)	16 (453)	1/4 (6)	1/4" NPT	5/16"-24 Female	2.1 (1.0)	6-1/2 (165)	3-5/8 (92)
57585	.24 (179)	10,000	6 (152)	78 dB(A)	16 (453)	1/4 (6)	1/4" NPT	5/16"-24 Female	2.2 (1.0)	7 (178)	3-1/2 (89)

Tune-Up Kit: No. 96018 (page 267) • Additional Specifications: Air Pressure 90 PSIG (6.2 Bar)

# Dynorbital® Silver Supreme

## Air-Powered Random Orbital Sander

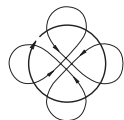


**DROP-IN MOTORS**  
PAGE 265

**ACCESSORIES**  
PAGE 222

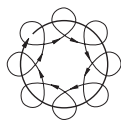
### Combines Supreme Power with Lightweight Comfort!

- The newest tool in our "D3" Series is the ultimate combination of Supreme power and lightweight comfort!
- "D3" innovations include all-steel components, compact Ergo Grip, outstanding vacuum capabilities and more.
- Steel cylinder and end plates stay perfectly aligned, maximizing motor performance!



**3/8"**  
(10 mm)  
Dia. Orbit

*For Aggressive Sanding*  
**(Orange Lever)**



**3/16"**  
(5 mm)  
Dia. Orbit

*For General Sanding*  
**(Silver Lever)**



**3/32"**  
(2.5 mm)  
Dia. Orbit

*For Ultra-Fine Sanding*  
**(Black Lever)**



Model  
69014

**FOR ABRASIVE DISCS**  
3" (76 mm), 3-1/2" (89 mm),  
5" (127 mm) and 6" (152 mm) dia.  
**SEE PAGE 275**

### Non-Vacuum

- Includes low profile, premium urethane weight-mated sanding pad.
- Optional vacuum conversion kits are available to easily convert non-vacuum tool to self-generated vacuum tool or central vacuum tool (see page 218).

Pad Diameter Inch (mm)	3/8" (10 mm) Orbit Models	3/16" (5 mm) Orbit Models	3/32" (2.5 mm) Orbit Models
3 (76)	69100	69105	69110
3-1/2 (89)	69000	69015	69030
5 (127)	69005	69020	69035
6 (152)	69010	69025	69040

**Tune-Up Kit: No. 96620** (page 267)



**WATCH Tool**  
**at Work!**



Model  
69020

### Self-Generated Vacuum

- Includes low profile, premium urethane weight-mated sanding pad.
- Ready for connection to optional portable self-contained dust collection system (see page 219).

Pad Diameter Inch (mm)	3/8" (10 mm) Orbit Models	3/16" (5 mm) Orbit Models	3/32" (2.5 mm) Orbit Models
3 (76)	69103	69108	69113
3-1/2 (89)	69003	69018	69033
5 (127)	69008	69023	69038
6 (152)	69013	69028	69043

**Tune-Up Kit: No. 96620** (page 267)



Model  
69023

Portable Dust Collection System  
(Optional - See Page 219)

### Central Vacuum

- Includes low profile, premium urethane weight-mated sanding pad.
- Has 1" (25 mm) dia. vacuum port for easy connection to external vacuum system.

Pad Diameter Inch (mm)	3/8" (10 mm) Orbit Models	3/16" (5 mm) Orbit Models	3/32" (2.5 mm) Orbit Models
3 (76)	69104	69109	69114
3-1/2 (89)	69004	69019	69034
5 (127)	69009	69024	69039
6 (152)	69014	69029	69044

**Tune-Up Kit: No. 96620** (page 267)



Model  
69024

**See page 230**  
**for Dynabrade**  
**High-Quality**  
**Sanding Pads!**

# Dynorbital® Silver Supreme

## Air-Powered Random Orbital Sander



**DROP-IN MOTORS**  
PAGE 265

**ACCESSORIES**  
PAGE 222

*Combines Supreme Power with Lightweight Comfort!*

**FOR ABRASIVE DISCS**  
3" (76 mm), 3-1/2" (89 mm),  
5" (127 mm) and 6" (152 mm) dia.  
*SEE PAGE 275*

### Auto-Recess Throttle Lever

Lever recesses into housing grip when depressed, eliminating pressure-point on operator's palm. Lever is made from composite material to insulate against cold air. Lever is color-coded to identify tool orbit (see page 152).

### Compact Grip Size

Compact, ergonomic design is ideal for operators with smaller hands.

### Steel Cylinder and End Plates

Steel cylinder and end plates stay perfectly aligned. Design of end plates keeps more air in cylinder, increasing motor efficiency!

### Single-Piece Locking Ring

Allows easier assembly and provides tighter seal.

### Comfort Platform

**U.S. Patent No. D610,428**

Provides additional hand and wrist support, enhancing operator comfort. Also offers protection against cold air exhaust.

### ONE-HAND Speed Control

New Speed Control dial allows "thumb control" regulating of tool speed.

### Perfectly Balanced Sanding Pad

*Ask for the ORANGE!*

Perfectly balanced, weight-mated sanding pad with exclusive **single-piece hub design**. Dynabrade premium urethane pads offer smoother operating performance and minimal vibration.



**WATCH the Silver Supreme at Work!**

### Dynorbital® Silver Supreme Models

Model Number	Vacuum Style	Tool Dia. Inch (mm)	Dia. Orbit Inch (mm)	Sound Level	Weight Pound (kg)	Length Inch (mm)
69000	Non-Vac	3-1/2 (89)	3/8 (10)	76 dB(A)	1.8 (.8)	6 (152)
69005	Non-Vac	5 (127)	3/8 (10)	80 dB(A)	1.9 (.9)	6-1/2 (165)
69010	Non-Vac	6 (152)	3/8 (10)	83 dB(A)	1.9 (.9)	7 (178)
69015	Non-Vac	3-1/2 (89)	3/16 (5)	77 dB(A)	1.7 (.8)	6 (152)
69020	Non-Vac	5 (127)	3/16 (5)	77 dB(A)	1.8 (.8)	6-1/2 (165)
69025	Non-Vac	6 (152)	3/16 (5)	77 dB(A)	1.8 (.8)	7 (178)
69030	Non-Vac	3-1/2 (89)	3/32 (2.5)	75 dB(A)	1.7 (.8)	6 (152)
69035	Non-Vac	5 (127)	3/32 (2.5)	78 dB(A)	1.7 (.8)	6-1/2 (165)
69040	Non-Vac	6 (152)	3/32 (2.5)	78 dB(A)	1.8 (.8)	7 (178)
69100	Non-Vac	3 (76)	3/8 (10)	80 dB(A)	1.8 (.8)	6 (152)
69105	Non-Vac	3 (76)	3/16 (5)	80 dB(A)	1.7 (.8)	6-1/2 (165)
69110	Non-Vac	3 (76)	3/32 (2.5)	80 dB(A)	1.7 (.8)	7 (178)
69003	Self-Gen	3-1/2 (89)	3/8 (10)	84 dB(A)	1.9 (.9)	8-1/2 (216)
69008	Self-Gen	5 (127)	3/8 (10)	80 dB(A)	2.0 (.9)	8-1/2 (216)
69013	Self-Gen	6 (152)	3/8 (10)	80 dB(A)	2.1 (.9)	9 (229)
69018	Self-Gen	3-1/2 (89)	3/16 (5)	79 dB(A)	1.8 (.8)	8-1/2 (216)
69023	Self-Gen	5 (127)	3/16 (5)	81 dB(A)	1.9 (.9)	8-1/2 (216)
69028	Self-Gen	6 (152)	3/16 (5)	84 dB(A)	2.0 (.9)	9 (229)

Model Number	Vacuum Style	Tool Dia. Inch (mm)	Dia. Orbit Inch (mm)	Sound Level	Weight Pound (kg)	Length Inch (mm)
69033	Self-Gen	3-1/2 (89)	3/32 (2.5)	84 dB(A)	1.8 (.8)	8-1/2 (216)
69038	Self-Gen	5 (127)	3/32 (2.5)	84 dB(A)	1.9 (.9)	8-1/2 (216)
69043	Self-Gen	6 (152)	3/32 (2.5)	81 dB(A)	2.0 (.9)	9 (229)
69103	Self-Gen	3 (76)	3/8 (10)	81 dB(A)	1.9 (.9)	8-1/2 (216)
69108	Self-Gen	3 (76)	3/16 (5)	79 dB(A)	1.8 (.8)	8-1/2 (216)
69113	Self-Gen	3 (76)	3/32 (2.5)	83 dB(A)	1.8 (.8)	9 (229)
69004	Central	3-1/2 (89)	3/8 (10)	79 dB(A)	1.9 (.9)	7 (178)
69009	Central	5 (127)	3/8 (10)	80 dB(A)	2.0 (.9)	7-1/4 (184)
69014	Central	6 (152)	3/8 (10)	84 dB(A)	1.9 (.9)	7-3/4 (197)
69019	Central	3-1/2 (89)	3/16 (5)	83 dB(A)	1.8 (.8)	7 (178)
69024	Central	5 (127)	3/16 (5)	79 dB(A)	1.9 (.9)	7-1/4 (184)
69029	Central	6 (152)	3/16 (5)	83 dB(A)	2.0 (.9)	7-3/4 (197)
69034	Central	3-1/2 (89)	3/32 (2.5)	82 dB(A)	1.8 (.8)	7 (178)
69039	Central	5 (127)	3/32 (2.5)	81 dB(A)	1.8 (.8)	7-1/4 (184)
69044	Central	6 (152)	3/32 (2.5)	82 dB(A)	2.0 (.9)	7-3/4 (197)
69104	Central	3 (76)	3/8 (10)	82 dB(A)	1.9 (.9)	7 (178)
69109	Central	3 (76)	3/16 (5)	80 dB(A)	1.8 (.8)	7-1/4 (184)
69114	Central	3 (76)	3/32 (2.5)	82 dB(A)	1.8 (.8)	7-3/4 (197)

**Additional Specifications:** Motor .26 hp (194 W) • Motor 12,000 RPM • Pad Thread 5/16"-24 Male • Air Inlet Thread 1/4" NPT

Hose I.D. Size 1/4" (6 mm) • Air Flow Rate 16 SCFM/450 L/Min • Height 3-1/2" (89 mm) • Air Pressure 90 PSIG (6.2 Bar)

Sound Level is the pressure measurement according to the method outlined in ISO regulation ISO-15744



# Dynorbital-Spirit®

## Air-Powered Random Orbital Sander



**SANDING PADS**  
PAGE 230

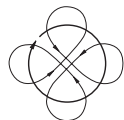
**DROP-IN MOTORS**  
PAGE 265

**BALL-SWIVEL PLUG**  
PAGE 223

**ACCESSORIES**  
PAGE 222

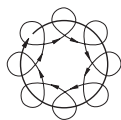
### Lightweight Sander with "D3" Advantages!

- Dynabrade's lightest Random Orbital Sander is ideal for vertical and contoured applications, and for operators with smaller hands.
- "D3" improvements include distinctive look, ergonomic tool grip for added comfort, increased vacuum efficiency and new muffler design.
- For light-to-medium duty customers who demand the Dynabrade Difference!



**3/8"**  
(10 mm)  
Dia. Orbit

*For Aggressive Sanding*  
**(Orange Lever)**



**3/16"**  
(5 mm)  
Dia. Orbit

*For General Sanding*  
**(Silver Lever)**



**3/32"**  
(2.5 mm)  
Dia. Orbit

*For Ultra-Fine Sanding*  
**(Black Lever)**

### Non-Vacuum

- Includes low profile, premium urethane weight-mated sanding pad.
- Optional vacuum conversion kits are available to easily convert non-vacuum tool to self-generated vacuum tool or central vacuum tool (see page 218).

Pad Diameter Inch (mm)	3/8" (10 mm) Orbit Models	3/16" (5 mm) Orbit Models	3/32" (2.5 mm) Orbit Models
3 (76)	59100	59105	59110
3-1/2 (89)	59000	59015	59030
5 (127)	59005	59020	59035
6 (152)	59010	59025*	59040

**Tune-Up Kit: No. 96510** (page 267)

\*USA Government National Stock Number 5130015162219

### Self-Generated Vacuum

- Includes low profile, premium urethane weight-mated sanding pad.
- Ready for connection to optional portable self-contained dust collection system (see page 219).

Pad Diameter Inch (mm)	3/8" (10 mm) Orbit Models	3/16" (5 mm) Orbit Models	3/32" (2.5 mm) Orbit Models
3 (76)	59103	59108	59113
3-1/2 (89)	59003	59018	59033
5 (127)	59008	59023/58054*	59038
6 (152)	59013	59028	59043

**Tune-Up Kit: No. 96510** (page 267)

\*Model 58054 includes 56320 Hook-Face Pad with 44 holes (see page 231).

### Central Vacuum

- Includes low profile, premium urethane weight-mated sanding pad.
- Has 1" (25 mm) dia. vacuum port for easy connection to external vacuum system.

Pad Diameter Inch (mm)	3/8" (10 mm) Orbit Models	3/16" (5 mm) Orbit Models	3/32" (2.5 mm) Orbit Models
3 (76)	59104	59109	59114
3-1/2 (89)	59004	59019	59034
5 (127)	59009	59024	59039
6 (152)	59014	59029*	59044

**Tune-Up Kit: No. 96510** (page 267)

\*USA Government National Stock Number 5130015614875



Model  
59013



Model  
59020

*See page 230  
for Dynabrade  
High-Quality  
Sanding Pads!*



Model  
59023

Portable Dust Collection System  
(Optional - See Page 219)



Model  
59024

# Dynorbital-Spirit®

## Air-Powered Random Orbital Sander



**SANDING PADS**  
PAGE 230

**DROP-IN MOTORS**  
PAGE 265

**BALL-SWIVEL PLUG**  
PAGE 223

**ACCESSORIES**  
PAGE 222

### Lightweight Sander with "D3" Advantages!

**FOR ABRASIVE DISCS**  
3" (76 mm), 3-1/2" (89 mm),  
5" (127 mm) and 6" (152 mm) dia.  
*SEE PAGE 275*

#### Auto-Recess Throttle Lever

Lever recesses into housing grip when depressed, eliminating pressure-point on operator's palm. Lever is made from composite material to insulate against cold air. Lever is color-coded to identify tool orbit (see page 154).

#### Comfort Platform

**U.S. Patent No. D610,428**

Provides additional hand and wrist support, enhancing operator comfort. Also offers protection against cold air exhaust.

#### Compact Grip Size

Compact, ergonomic design has been reduced in size by 5%. Ideal for operators with smaller hands, and use in vertical applications!

#### Single-Piece Locking Ring

Allows easier assembly and provides tighter seal.

#### ONE-HAND Speed Control

New Speed Control dial allows "thumb control" regulating of tool speed.

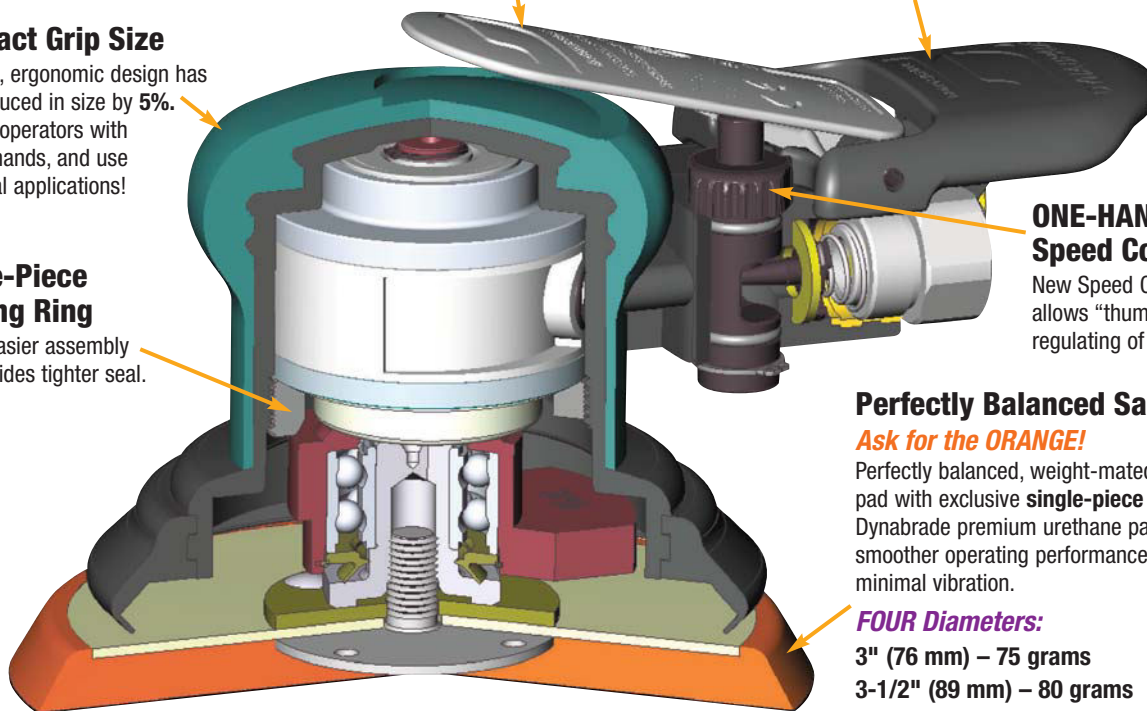
#### Perfectly Balanced Sanding Pad

**Ask for the ORANGE!**

Perfectly balanced, weight-mated sanding pad with exclusive **single-piece hub design**. Dynabrade premium urethane pads offer smoother operating performance and minimal vibration.

#### FOUR Diameters:

3" (76 mm) – 75 grams  
3-1/2" (89 mm) – 80 grams  
5" (127 mm) – 100 grams  
6" (152 mm) – 130 grams



### Dynorbital-Spirit® Models

Model Number	Vacuum Style	Tool Dia. Inch (mm)	Dia. Orbit Inch (mm)	Sound Level	Weight Pound (kg)	Length Inch (mm)
59000	Non-Vac	3-1/2 (89)	3/8 (10)	81 dB(A)	1.4 (.6)	6 (152)
59005	Non-Vac	5 (127)	3/8 (10)	81 dB(A)	1.5 (.7)	6-1/2 (165)
59010	Non-Vac	6 (152)	3/8 (10)	82 dB(A)	1.6 (.7)	7 (178)
59015	Non-Vac	3-1/2 (89)	3/16 (5)	80 dB(A)	1.4 (.6)	6 (152)
59020	Non-Vac	5 (127)	3/16 (5)	80 dB(A)	1.4 (.6)	6-1/2 (165)
59025	Non-Vac	6 (152)	3/16 (5)	81 dB(A)	1.5 (.7)	7 (178)
59030	Non-Vac	3-1/2 (89)	3/32 (2.5)	81 dB(A)	1.4 (.6)	6 (152)
59035	Non-Vac	5 (127)	3/32 (2.5)	81 dB(A)	1.4 (.6)	6-1/2 (165)
59040	Non-Vac	6 (152)	3/32 (2.5)	82 dB(A)	1.5 (.6)	7 (178)
59100	Non-Vac	3 (76)	3/8 (10)	79 dB(A)	1.4 (.6)	6 (152)
59105	Non-Vac	3 (76)	3/16 (5)	79 dB(A)	1.4 (.6)	6-1/2 (165)
59110	Non-Vac	3 (76)	3/32 (2.5)	81 dB(A)	1.3 (.6)	7 (178)
59003	Self-Gen	3-1/2 (89)	3/8 (10)	82 dB(A)	1.5 (.7)	8-1/2 (216)
59008	Self-Gen	5 (127)	3/8 (10)	82 dB(A)	1.6 (.7)	8-1/2 (216)
59013	Self-Gen	6 (152)	3/8 (10)	85 dB(A)	1.7 (.7)	9 (229)
59018	Self-Gen	3-1/2 (89)	3/16 (5)	85 dB(A)	1.4 (.6)	8-1/2 (216)
59023/58054	Self-Gen	5 (127)	3/16 (5)	82 dB(A)	1.5 (.7)	8-1/2 (216)
59028	Self-Gen	6 (152)	3/16 (5)	85 dB(A)	1.6 (.7)	9 (229)

Model Number	Vacuum Style	Tool Dia. Inch (mm)	Dia. Orbit Inch (mm)	Sound Level	Weight Pound (kg)	Length Inch (mm)
59033	Self-Gen	3-1/2 (89)	3/32 (2.5)	82 dB(A)	1.4 (.6)	8-1/2 (216)
59038	Self-Gen	5 (127)	3/32 (2.5)	81 dB(A)	1.5 (.6)	8-1/2 (216)
59043	Self-Gen	6 (152)	3/32 (2.5)	86 dB(A)	1.5 (.7)	9 (229)
59103	Self-Gen	3 (76)	3/8 (10)	84 dB(A)	1.5 (.7)	8-1/2 (216)
59108	Self-Gen	3 (76)	3/16 (5)	83 dB(A)	1.4 (.6)	8-1/2 (216)
59113	Self-Gen	3 (76)	3/32 (2.5)	85 dB(A)	1.4 (.6)	9 (229)
59004	Central	3-1/2 (89)	3/8 (10)	79 dB(A)	1.5 (.7)	7 (178)
59009	Central	5 (127)	3/8 (10)	83 dB(A)	1.5 (.7)	7-1/4 (184)
59014	Central	6 (152)	3/8 (10)	84 dB(A)	1.6 (.7)	7-3/4 (197)
59019	Central	3-1/2 (89)	3/16 (5)	83 dB(A)	1.4 (.6)	7 (178)
59024	Central	5 (127)	3/16 (5)	81 dB(A)	1.5 (.6)	7-1/4 (184)
59029	Central	6 (152)	3/16 (5)	83 dB(A)	1.6 (.7)	7-3/4 (197)
59034	Central	3-1/2 (89)	3/32 (2.5)	81 dB(A)	1.4 (.6)	7 (178)
59039	Central	5 (127)	3/32 (2.5)	83 dB(A)	1.4 (.6)	7-1/4 (184)
59044	Central	6 (152)	3/32 (2.5)	80 dB(A)	1.5 (.7)	7-3/4 (197)
59104	Central	3 (76)	3/8 (10)	79 dB(A)	1.5 (.6)	7 (178)
59109	Central	3 (76)	3/16 (5)	83 dB(A)	1.4 (.6)	7-1/4 (184)
59114	Central	3 (76)	3/32 (2.5)	84 dB(A)	1.4 (.6)	7-3/4 (197)

**Additional Specifications:** Motor .25 hp (186 W) • Motor 12,000 RPM • Pad Thread 5/16"-24 Male • Air Inlet Thread 1/4" NPT  
Hose I.D. Size 1/4" (6 mm) • Air Flow Rate 14 SCFM/396 L/Min • Height 3-1/2" (89 mm) • Air Pressure 90 PSIG (6.2 Bar)  
Sound Level is the pressure measurement according to the method outlined in ISO regulation ISO-15744

# HiVac Dynorbital-Spirit®

## Air-Powered 3" Diameter Random Orbital Sander



**DROP-IN MOTORS**  
PAGE 265

**BALL-SWIVEL PLUG**  
PAGE 223

### Small Tool with Big Power & Vacuum Capability

- 3" diameter HiVac Dynorbital-Spirit® efficiently vacuums through 6-hole sanding pad and unique shroud design.
- Sanding pad is weight-mated to tool, ensuring low vibration and smooth finishes.
- Tool weight of 1.3 pounds (0.6 kg) minimizes operator fatigue.
- Innovative design protects double row balancer bearing from sanding residue for longer tool life.
- Unique motor seal protects front motor bearing from contaminants while maintaining bearing lubrication.



**3/32"**  
(2.5 mm)  
Dia. Orbit

*For Ultra-Fine Sanding*



56142 Vacuum Pad  
(All HiVac Models)

### Self-Generated Vacuum

- Vacuums directly through the tool's exhaust, with 1" (25 mm) vacuum port connected to optional portable dust collection system.
- Includes 56142 Vacuum Sanding Pad (6 holes, medium density Hook-Face).
- Pad accepts 3" (76 mm) diameter Hook-Face or mesh-style abrasive discs (sold separately).

### Model 59116 3/32" (2.5 mm) Orbit

Model 59115 with 3/16" (5 mm) orbit is also available.

*Includes Comfort Platform  
(All models on page)*



Portable Dust Collection System  
(Optional - See Page 219)

### Central Vacuum

- 1" (25 mm) vacuum port connects to an external vacuum source, such as a portable vacuum or central vac system.
- Includes 56142 Vacuum Sanding Pad (6 holes, medium density Hook-Face).
- Pad accepts 3" (76 mm) diameter Hook-Face or mesh-style abrasive discs (sold separately).

### Model 59118 3/32" (2.5 mm) Orbit

Model 59117 with 3/16" (5 mm) orbit is also available.



Model  
59118

Model Number	Orbit Dia. Inch (mm)	Motor hp (W)	Motor RPM	Sound Level	Maximum Air Flow SCFM (L/Min)	Spindle Thread	Hose I.D. Size Inch (mm)	Air Inlet Thread	Weight Pound (kg)	Length Inch (mm)	Height Inch (mm)
59115	3/16 (5)	.25 (186)	12,000	81 dB(A)	14 (396)	5/16"-24 Female	1/4 (8)	1/4" NPT	1.3 (0.6)	7-3/4 (197)	3-3/4 (95)
59116	3/32 (2.5)	.25 (186)	12,000	81 dB(A)	14 (396)	5/16"-24 Female	1/4 (8)	1/4" NPT	1.3 (0.6)	7-3/4 (197)	3-3/4 (95)
59117	3/16 (5)	.25 (186)	12,000	79 dB(A)	14 (396)	5/16"-24 Female	1/4 (8)	1/4" NPT	1.3 (0.6)	6-1/2 (166)	3-3/4 (95)
59118	3/32 (2.5)	.25 (186)	12,000	79 dB(A)	14 (396)	5/16"-24 Female	1/4 (8)	1/4" NPT	1.3 (0.6)	6-1/2 (166)	3-3/4 (95)

**Tune-Up Kit: No. 96510** (page 267) • Additional Specifications: Air Pressure 90 PSIG (6.2 Bar)



# “Swirl-Free Checklist”

## For Dynabrade Random Orbital Sanders

### Equipment Check:

#### Random Orbital Sander

- ☐ **90 PSIG (6.2 Bar) is the required operating air supply pressure.** Check the air pressure at the sander while it is running. Note: Promote the use of Dynabrade maximum flow plugs and couplers to ensure proper airflow.
- ☐ **Confirm that the tool is running at the rated “Free Speed” RPM.** On an average a 10,000 RPM non-vacuum sander will run at 9,500 RPM; a 12,000 RPM non-vacuum sander will run at 11,500 RPM. A vacuum sander normally runs slightly slower.
- ☐ **Inspect the balancer bearing (pad bearing).** Remove the back-up pad and rotate the balancer bearing shaft while holding the counterbalance stationary. The balancer shaft should turn freely.



#### Back-Up Pad

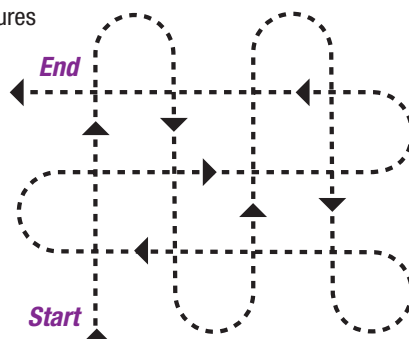
- ☐ **Inspect the face of the sanding pad.** The pad must be flat and smooth, without any defects. Check if they are using a Dynabrade back-up pad that is “weight-mated” to the sander. Using another pad can make the sander vibrate excessively and lead to an unacceptable finish.

### Sanding Techniques:

- ☐ **Always START the sander ON the surface, and STOP the sander OFF the surface.**
- ☐ **When sanding keep the sander, and pad FLAT on the surface.** **Important:** Do not exert heavy downward force on the sander. Apply enough downward force to keep the back-up pad and abrasive flat on the surface allowing the back-up pad to orbit freely over the surface.

### Sanding Techniques (Continued)

- ☐ **Follow a set pattern when sanding.** It is suggested to pass over the surface following a “North, South, East, West” pattern (see below), overlapping each pass 1/4 the diameter of the back-up pad and abrasive. This insures that the previous scratches are removed and that a uniform finish is achieved. Two “patterns” per sanding step are recommended.



- ☐ **Frequently inspect abrasive for tears, folds, or build-up.** When changing abrasive to proceed to the next sanding step, first inspect the condition of the abrasive that is on the sander. If any defects are noticed in that abrasive, remove it and install another piece of the same grain and sand the work surface again before proceeding on to the next sanding step.
- ☐ **Always clear away sanding dust and abrasive debris before progressing to the next sanding step with a finer “grit” abrasive.**

## Two-Hand Dynorbital®

### Air-Powered Random Orbital Sander



**SANDING PADS**  
PAGE 230

**ACCESSORIES**  
PAGE 222

*For Comfortable, Controlled Two-Hand Operation*

#### Model 57101 Low Profile Model

- Unique low profile two-hand model is weight-mated to 5" diameter sanding pad.
- 56106 Non-Vacuum, vinyl-face pad included.
- Also includes convenient 97166 Hanger.
- A versatile, lightweight two-hand random orbital sander.



**3/16"**  
(5 mm)  
Dia. Orbit  
*For General Sanding*

**FOR ABRASIVE DISCS**  
5" (127 mm) diameter  
SEE PAGE 275

Model Number	Motor hp (W)	Motor RPM	Orbit Dia. Inch (mm)	Pad Dia. Inch (mm)	Sound Level	Maximum Air Flow SCFM (L/Min)	Hose I.D. Size Inch (mm)	Air Inlet Thread	Weight Pound (kg)	Length Inch (mm)	Height Inch (mm)
57101	.2 (149)	12,000	3/16 (5)	5 (127)	76 d(B)A	28 (793)	3/8 (10)	1/4" NPT	2.1 (.98)	8-5/16 (211)	3-3/4 (96)

**Tune-Up Kit: No. 96537** (page 267) • Additional Specifications: Air Pressure 90 PSIG (6.2 Bar)

# Two-Hand Dynorbital®

## Air-Powered Random Orbital Sander

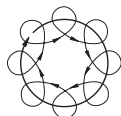


**SANDING PADS**  
PAGE 230

**BALL-SWIVEL PLUG**  
PAGE 223

### Comfortable, Controlled Two-Hand Operation

- Long handle allows excellent comfort and control, especially when working on vertical sides of workpiece. Provides longer reach!
- Includes low profile premium urethane weight-mated sanding pad.
- 5" and 6" models are 12,000 RPM. Pads have 5/16"-24 male thread.
- 8" models are 10,000 RPM. Pads mount with 5 screws.
- Choose from two diameter orbits:



**3/16"**  
(5 mm)  
Dia. Orbit

*For General Sanding*



**3/8"**  
(10 mm)  
Dia. Orbit

*For Aggressive Sanding*

### Non-Vacuum

Pad Diameter Inch (mm)	3/16" (5 mm) Orbit Models	3/8" (10 mm) Orbit Models
5 (127)	58400	58415
6 (152)	58405	58418
8 (203)	58410	—



Model  
58405

### Self-Generated Vacuum

- Self-generated vacuum models are ready for connection to optional portable dust collection system (50617 shown).
- Vacuum port accepts 1-1/4" diameter hose cuff for increased vacuum flow (no overskirt shroud is included).
- Not recommended for use with external or central vacuum system.

Pad Diameter Inch (mm)	3/16" (5 mm) Orbit Models	3/8" (10 mm) Orbit Models
5 (127)	58401	58416
6 (152)	58406	58419
8 (203)	58411	—



Model  
58406

1-1/4" Dia.  
Vacuum Port

Portable Dust  
Collection System  
(Optional - See  
Page 219)

### Central Vacuum

- Ready for connection to external or central vacuum system.
- All models include combination lip seal/overskirt shroud, which offers enhanced vacuum capability and greater workpiece visibility.
- 6" diameter models include 1" outside diameter vacuum port.
- 8" diameter model includes 2" outside diameter vacuum port.

Pad Diameter Inch (mm)	3/16" (5 mm) Orbit Models	3/8" (10 mm) Orbit Models
6 (152)	58409	58420
8 (203)	58414	—



Model  
58414

2" Dia.  
Vacuum Port  
(58414 Only)

Model Number	Motor hp (W)	Motor RPM	Pad Dia. Inch (mm)	Sound Level	Maximum Air Flow SCFM (L/Min)	Hose I.D. Size Inch (mm)	Air Inlet Thread	Weight Pound (kg)	Length Inch (mm)	Height Inch (mm)
58400/58415	.45 (336)	12,000	5 (127)	82 dB(A)	23 (651)	1/4 (6)	1/4" NPT	2.5 (1.2)	11-1/16 (280)	4-15/16 (126)
58401/58416	.45 (336)	12,000	5 (127)	84 dB(A)	23 (651)	1/4 (6)	1/4" NPT	2.5 (1.1)	11-1/16 (280)	4-15/16 (126)
58405/58418	.45 (336)	12,000	6 (152)	81 dB(A)	23 (651)	1/4 (6)	1/4" NPT	2.6 (1.2)	11-3/8 (288)	4-15/16 (126)
58406/58419	.45 (336)	12,000	6 (152)	84 dB(A)	23 (651)	1/4 (6)	1/4" NPT	2.5 (1.2)	11-3/8 (288)	4-15/16 (126)
58409/58420	.45 (336)	12,000	6 (152)	84 dB(A)	23 (651)	1/4 (6)	1/4" NPT	2.7 (1.2)	11-3/8 (288)	4-15/16 (126)
58410	.45 (336)	10,000	8 (203)	82 dB(A)	23 (651)	1/4 (6)	1/4" NPT	4.0 (1.8)	12-1/2 (319)	5-5/8 (142)
58411	.45 (336)	10,000	8 (203)	85 dB(A)	23 (651)	1/4 (6)	1/4" NPT	4.0 (1.8)	12-1/2 (319)	5-5/8 (142)
58414	.45 (336)	10,000	8 (203)	85 dB(A)	23 (651)	1/4 (6)	1/4" NPT	4.2 (1.9)	12-1/2 (319)	5-5/8 (142)

Additional Specifications: Air Pressure 90 PSIG (6.2 Bar) • Thread 5/16"-24 Female • 8" models mount with 5 screws

Tune-Up Kit: 5", 6" Models: **No. 98220**; 8" Models: **No. 98221** (page 267)

# 11" Diameter Dynorbital®

## Air-Powered & Electric Random Orbital Sanders

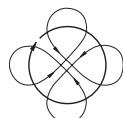


**SANDING PADS**  
PAGE 235

**ACCESSORIES**  
PAGE 222

### Cover More Area in Less Time!

- Proportionate 3/4" dia. orbit in relation to pad size assures swirl-free finish on a variety of surfaces.
- All models include 56231 Hook-Face sanding pad for abrasive discs 11-1/4" in diameter. Pad is weight-mated to tool, further reducing tool vibration levels.
- Tools include reversible Side Handle (18553), which adds to operator comfort.



**3/4"**  
(19 mm)  
Dia. Orbit

*Achieve a Swirl-Free Finish*

**FOR ABRASIVE DISCS**  
11" (280 mm) diameter  
SEE PAGE 276



Model  
58485

### Air-Powered Models

- Powerful .7 hp air motor (2,500 RPM) offers power and efficiency.

#### Model 58480 *Non-Vacuum*

- For use with optional non-vacuum abrasive discs. Abrasive disc covers pad holes, for non-vacuum use.



Model  
58485



Model  
58480

#### Model 58485 *Central Vacuum*

- For use with optional "O" style abrasive discs, which allow dust to be drawn up through pad holes.
- Vacuum shroud has 1-1/4" outside diameter port, for connection to external or central vacuum system.

Model Number	Motor hp (W)	Motor RPM	Sound Level	Maximum Air Flow SCFM (L/Min)	Hose I.D. Size Inch (mm)	Air Inlet Thread	Air Pressure PSIG (Bar)	Weight Pound (kg)	Length Inch (mm)	Height Inch (mm)
58480	.7 (522)	2,500	83 dB(A)	27 (765)	3/8 (10)	1/4" NPT	90 (6.2)	8.3 (3.7)	17 (432)	6 (152)
58485	.7 (522)	2,500	83 dB(A)	27 (765)	3/8 (10)	1/4" NPT	90 (6.2)	9.1 (4.1)	17 (432)	6 (152)

Tune-Up Kit: No. 98224 (page 267)

### Electric Models

- Powerful 1.8 hp (1342 W), variable speed (0-3,000 RPM), 120 V (AC) 11 Amp electric motor offers power and efficiency. Proportionate 3/4" (19 mm) dia. orbit in relation to pad size assures swirl-free finish on a variety of surfaces. Tool has 5/8"-11 Spindle Thread.
- Double-insulated (Class II) housing, 8 ft. (2.44 m) flexible cord, and built-in tool rest.
- Includes 11" dia. x 1/2" thick Hook-Face Backing Pad (56231). Premium foam pad mounts with 5 screws.



Model  
51583

#### Model 51582 *Non-Vacuum*

120 V (AC)

#### Model 51583 *Central Vacuum*

- Ready to be attached to a central vacuum system.

Model Number	Motor RPM	Max. Motor hp (W)	Voltage	Current	Phase	Frequency	Weight Pound (kg)	Length Inch (mm)	Height Inch (mm)
51582	0 - 3,000	1.8 (1,342)	120 V (AC)	11 Amp	1	60 Hz	11.8 (5.35)	21 (533)	7 (178)
51583	0 - 3,000	1.8 (1,342)	120 V (AC)	11 Amp	1	60 Hz	11.8 (5.35)	21 (533)	7 (178)



# Palm-Style Mini-Dynorbital®

## Air-Powered Random Orbital Sanders



**SANDING PADS**  
PAGE 241

**ACCESSORIES**  
PAGE 222

*Excellent for Repairing Minor Surface Defects on Clearcoat.  
Random Orbital Action Achieves Ultra-Smooth Finishes!*

**FOR ABRASIVE DISCS**  
3/4" (19 mm) and  
1-1/4" (32 mm) diameter  
SEE PAGE 276

### Supreme-Style Models

- Each model includes 54034 Sanding Head (accepts sanding pads with 1-1/4"-20 female thread.)

#### Model 57500 5,000 RPM

- Includes 3/4" dia. pad (54017) and 1-1/4" dia. pad (54018) with sample micro-finishing film abrasive discs. Confines sanding to smallest possible area.

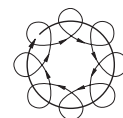
#### Model 57504 7,500 RPM

- Includes 1-1/4" dia. pad (54018).



Model 57500

Model 57503



**3/16"**  
(5 mm)  
Dia. Orbit

(All models on page)

### Supreme-Style Models

- Each model includes 54035 Sanding Head (accepts sanding pads with male locking-type threads).
- Each model includes 1-1/4" dia. locking-type Sanding Pad (54037).

#### Model 57503 5,000 RPM

- Used as part of Dynabrade "Two-Step" Polishing System, by automobile original equipment manufacturers (OEM's). See page 116.

#### Model 57502 7,500 RPM

Model Number	Motor hp (W)	Motor RPM	Orbit Dia. Inch (mm)	Pad Dia. Inch (mm)	Sound Level	Maximum Air Flow SCFM (L/Min)	Hose I.D. Size Inch (mm)	Air Inlet Thread	Weight Pound (kg)	Length Inch (mm)	Height Inch (mm)
57500	.05 (37)	5,000	3/16 (5)	3/4 (19), 1-1/4 (32)	69 dB(A)	6 (170)	1/4 (6)	1/4" NPT	1.7 (0.8)	5 (127)	3-5/8 (92)
57502	.08 (60)	7,500	3/16 (5)	1-1/4 (32)	75 dB(A)	6 (170)	1/4 (6)	1/4" NPT	1.7 (0.8)	5 (127)	3-5/8 (92)
57503	.05 (37)	5,000	3/16 (5)	1-1/4 (32)	69 dB(A)	6 (170)	1/4 (6)	1/4" NPT	1.7 (0.8)	5 (127)	3-5/8 (92)
57504	.08 (60)	7,500	3/16 (5)	3/4 (19), 1-1/4 (32)	74 dB(A)	6 (170)	1/4 (6)	1/4" NPT	1.7 (0.8)	5 (127)	3-5/8 (92)

**Tune-Up Kit: No. 96109** (page 267) • Additional Specifications: Air Pressure 90 PSIG (6.2 Bar) • Tool Thread 1/4"-20 Male

### Silver Supreme-Style Models

- Ideal for repairing dust nibs and minor surface defects, while offering "Silver Supreme" design innovations!
- Comfort Platform (U.S. Patent no. D610,428) provides additional hand and wrist support.
- Tool height reduced by 20%, and tool weight of only 1.3 lbs (0.6 kg)!
- Convenient, non-marring hanger bracket for easy tool storage.

#### Model 69500 5,000 RPM

- Includes 54018 pad, 1/4"-20 thread.

#### Model 69503 5,000 RPM

- Includes 54037 locking-type pad.

#### Model 69502 7,500 RPM

- Includes 54037 locking-type pad.

#### Model 69504 7,500 RPM

- Includes 54018 pad, 1/4"-20 thread.



Model 69502

Model Number	Motor hp (W)	Motor RPM	Sound Level	Maximum Air Flow SCFM (L/Min)	Tool Thread	Hose I.D. Size Inch (mm)	Air Inlet Thread	Weight Pound (kg)	Length Inch (mm)	Height Inch (mm)
69500	.03 (23)	5,000	70 dB(A)	5 (153)	1/4"-20	1/4 (6)	1/4" NPT	1.3 (.6)	6 (152)	3-5/16 (84)
69502	.08 (60)	7,500	75 dB(A)	6 (170)	Locking	1/4 (6)	1/4" NPT	1.3 (.6)	6 (152)	3-5/16 (84)
69503	.03 (23)	5,000	70 dB(A)	5 (153)	Locking	1/4 (6)	1/4" NPT	1.3 (.6)	6 (152)	3-5/16 (84)
69504	.08 (60)	7,500	75 dB(A)	6 (170)	1/4"-20	1/4 (6)	1/4" NPT	1.3 (.6)	6 (152)	3-5/16 (84)

**Tune-Up Kit: No. 96127** (page 267) • Additional Specifications: Air Pressure 90 PSIG (6.2 Bar)

# 7° Offset Mini-Dynorbital®

## Air-Powered Random Orbital Sander



**SANDING PADS**  
PAGE 241

**DYNASWIVEL®**  
PAGE 223

### Excellent for Repairing Dust Nibs on Clearcoat

- Ideal for finesse sanding.
- Optional side handle available. Order 13141 Handle/Collar Assembly.

#### Model 51410 **3,200 RPM**

#### Model 51412 **5,000 RPM**

- Includes 54034 Sanding Head (accepts 3" and smaller diameter sanding pads with 1/4"-20 female thread).
- Includes 54018 Pad (1-1/4" diameter) "medium" density, with sample adhesive-backed 9-micron micro-finishing film discs. Pad has 1/4"-20 female thread which mounts to tool's sanding head.



**3/16"**  
(5 mm)  
Dia. Orbit  
*(All models on page)*

Model 51410

#### Model 51411 **3,200 RPM**


- Includes 54035 Sanding Head (accepts 3" and smaller dia. sanding pads with male locking-type threads).
- Includes 54037 "soft" density, male locking-type pad (1-1/4" diameter), which accepts adhesive-backed micro-finishing film discs.



Model 51411

#### 51415 Versatility Kit **Four Tools In One!**

- Two Mini-Random Orbital Sanders, 1/4" Die Grinder and 3-1/2" Disc Sander.
- Includes: 3,200 RPM air tool; 54034 and 54035 Random Orbital Sanding Heads; assortment of sanding pads for adhesive-backed discs, 50010 Collet, 50126 Backup Pad, assortment of abrasives and wrenches.



The 51415 Versatility Kit provides the flexibility of two Mini-Random Orbital Sanders, 1/4" Die Grinder and a 3-1/2" Disc Sander.



Model 51415

Model Number	Motor hp (W)	Motor RPM	Sound Level	Maximum Air Flow SCFM (L/Min)	Hose I.D. Size Inch (mm)	Air Inlet Thread	Tool Thread	Weight Pound (kg)	Length Inch (mm)	Height Inch (mm)
51410	.4 (298)	3,200	75 dB(A)	24 (680)	1/4 (6)	1/4" NPT	3/8"-24 Male	1.8 (.8)	8 (203)	5-1/2 (140)
51411	.4 (298)	3,200	75 dB(A)	24 (680)	1/4 (6)	1/4" NPT	3/8"-24 Male	1.8 (.8)	8 (203)	5-1/2 (140)
51412	.4 (298)	5,000	75 dB(A)	24 (680)	1/4 (6)	1/4" NPT	3/8"-24 Male	1.8 (.8)	8 (203)	5-1/2 (140)

**Tune-Up Kit: No. 96174** (page 267) • Additional Specifications: Air Pressure 90 PSIG (6.2 Bar)

# Angle-Head Mini-Dynorbital®

## Air-Powered Random Orbital Sander



**SANDING PADS**  
PAGE 241

**COUPLER/PLUG**  
PAGE 223

*Excellent for Repairing Dust Nibs on Clearcoat*

**NEW!**

- Built-in speed regulator, extended rear exhaust muffler, safety-lock lever included.
- Governor-controlled motor maintains speed under load.
- Sample 9-micron micro-finishing film discs are included.
- Optional 54585 Side Handle Assembly available.

**FOR ABRASIVE DISCS**  
3/4" (19 mm) and  
1-1/4" (32 mm) diameter  
*SEE PAGE 276*



Model  
49400

### Model 49400 3,200 RPM

- 54028 Random Orbital Sanding Head accepts sanding pads with 1/4"-20 female thread.
- Includes 1-1/4" dia. medium density pad (54018), which has 1/4"-20 female thread and mounts to sanding head.

### Model 49401 3,200 RPM

- 54029 Random Orbital Sanding Head accepts male locking-type pads.
- Includes 1-1/4" dia. soft density locking-type pad (54031), which has male locking-type thread and mounts to sanding head.



Model  
49401

**3/16"**  
(5 mm)  
Dia. Orbit  
*(All models on page)*

*Angle-Head Mini-Dynorbital® can be used  
with Dynabrade Sanding Creme and Glaze.*

### 49402 Angle-Head Versatility Kit

- Includes: 3,200 RPM air tool (not shown), 54028 Random Orbital Sanding Head, 54018 Sanding Pad, 54029 Random Orbital Sanding Head, 54031 Sanding Pad, 50107 Sanding Pad, 54021 Adapter, sample 2" dia. sanding discs, 54030 Locking-Type Rotary Sanding Head, 50055 Collet (1/4").
- Not shown: Abrasives – 3/4" and 1-1/4" dia. 9-micron (1000-grit) micro-finishing film discs; assorted wrenches.
- Tool also accepts 1/4"-28 threaded drill bits (not included).



Model  
49402

### 49403 Sander/Buffer Versatility Kit

- Includes: 3,200 RPM air tool, 54028 Random Orbital Sanding Head, 50120 Hook 'n Loop Pad for Bonnets, 54018 Sanding Pad, 54021 Adapter, 90028 Wool Bonnet, assorted wrenches, 90027 Terry Cloth Bonnet, 95723 Finesse Sanding Creme, 95727 Dynabrade Glaze, 54017 Sanding Pad and sample abrasives.



Dynaswivel® air line connector is ideal for use with most air tools. It improves tool maneuverability, minimizes operator fatigue and extends hose life. (See page 223.)



Model  
49403

Model Number	Motor hp (W)	Motor RPM	Sound Level	Maximum Air Flow SCFM (L/Min)	Hose I.D. Size Inch (mm)	Air Inlet Thread	Tool Thread	Weight Pound (kg)	Length Inch (mm)	Height Inch (mm)
49400	.4 (298)	3,200	80 dB(A)	26 (736)	1/4 (6)	1/4" NPT	1/4"-28 Female	1.9 (.9)	12.4 (316)	3 (77)
49401	.4 (298)	3,200	80 dB(A)	26 (736)	1/4 (6)	1/4" NPT	1/4"-28 Female	1.9 (.9)	12.4 (316)	2.9 (74)

**Tune-Up Kit: No. 96541** (page 267) • Additional Specifications: Air Pressure 90 PSIG (6.2 Bar)



# Right Angle Mini-Dynorbital®

## Air-Powered Random Orbital Sander



**SANDING PADS**  
PAGE 241

**ACCESSORIES**  
PAGE 222

### Ideal for Simple Spot Repair on Painted Surfaces

- Built-in speed regulator, rear exhaust muffler, lever throttle.
- Heavy duty gear head.
- Includes sample 9-micron micro-finishing film discs.

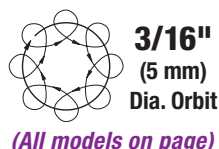
**FOR ABRASIVE DISCS**  
3/4" (19 mm) and  
1-1/4" (32 mm) diameter  
SEE PAGE 276

#### Model 53415 3,200 RPM

- Includes 54029 Sanding Head (accepts 3" and smaller dia. sanding pads with male locking-type threads).
- Includes 54037 soft density male locking-type pad, which accepts adhesive-backed micro-finishing film discs.

#### Model 53417 3,200 RPM

- 54028 Random Orbital Sanding Head accepts sanding pads with 1/4"-20 female thread.
- Includes 1-1/4" dia. medium density locking-type pad (54018), which has 1/4"-20 female thread which mounts to sanding head.



### 53465 Sander/Buffer Versatility Kit

- All that is needed for quick, simple spot repair on a variety of surfaces.
- Includes: Model 53417 Air Tool (3,200 RPM) with 54028 Random Orbital Sanding Head; 54021 Adapter (1/4"-28 to 1/4"-20 male); 54017 Vinyl Sanding Pad (3/4" dia.) 54018 Vinyl Sanding Pad (1-1/4" dia.); 50120 Hook-Face Pad (3" dia.); 90027 Terry Cloth Bonnet (3" dia.); 90028 Wool Buffing Pad (3" dia.); 95727 Dynabrade Glaze; 95723 Finesse Sanding Creme; 95848 Gear Oil; 95542 Grease; two 95541 Grease Guns; 95262 Wrench (14 mm); 95281 Wrench (19 mm); and sample abrasives.



Dynaswivel® air line connector is ideal for use with most air tools. It improves tool maneuverability, minimizes operator fatigue and extends hose life. (See page 223.)



Model Number	Motor hp (W)	Motor RPM	Sound Level	Maximum Air Flow SCFM (L/Min)	Hose I.D. Size Inch (mm)	Air Inlet Thread	Tool Thread	Weight Pound (kg)	Length Inch (mm)	Height Inch (mm)
53415	.4 (298)	3,200	82 dB(A)	21 (595)	1/4 (6)	1/4" NPT	1/4"-28 Male	1.9 (.9)	7 (289)	2-3/4 (70)
53417	.4 (298)	3,200	81 dB(A)	21 (595)	1/4 (6)	1/4" NPT	1/4"-28 Male	1.9 (.9)	7 (289)	2-3/4 (70)

**Tune-Up Kit: No. 96179** (page 267) • Additional Specifications: Air Pressure 90 PSIG (6.2 Bar)

# Dynabrade Systems & Solutions

For Random Orbital Sanders – Suggested Tool/Accessory Combinations



TOOL	ABRASIVE	ACCESSORIES	
<b>Dynorbital® Supreme</b> <b>Model 56815</b> <i>Palm Style, Non-Vacuum</i> <i>12,000 RPM</i> <i>Page 148</i> 	<b>5" Dia. Abrasive Discs</b> <b>Non-Vacuum</b> <i>Page 275</i> 	<b>5" Dia. Backup Pad</b> <b>56106</b> <i>Non-Vacuum</i> <i>Page 230</i> 	<b>Ball-Swivel Plug</b> <b>97016</b> <i>Page 223</i> 
<b>Dynorbital® Silver Supreme</b> <b>Model 69024</b> <i>Palm Style, Central Vacuum</i> <i>12,000 RPM</i> <i>Page 152</i> 	<b>5" Dia. Abrasive Discs</b> <b>Vacuum</b> <i>Page 275</i> 	<b>5" Dia. Backup Pad</b> <b>56320</b> <i>Vacuum</i> <i>Page 231</i> 	<b>Drop-In Motor</b> <b>69457</b> <i>Page 265</i> 
<b>Dynorbital® Silver Supreme</b> <b>Model 69028</b> <i>Palm Style, Self-Generated Vacuum</i> <i>12,000 RPM</i> <i>Page 152</i> 	<b>6" Dia. Abrasive Discs</b> <b>Vacuum</b> <i>Page 275</i> 	<b>6" Dia. Backup Pad</b> <b>56260</b> <i>Channel Vacuum</i> <i>Page 231</i> 	<b>Dust Collection System</b> <b>50617</b> <i>Page 219</i> 
<b>Dynorbital-Spirit®</b> <b>Model 59020</b> <i>Palm Style, Non-Vacuum</i> <i>12,000 RPM</i> <i>Page 154</i> 	<b>5" Dia. Abrasive Discs</b> <b>Non-Vacuum</b> <i>Page 275</i> 	<b>5" Dia. Backup Pad</b> <b>56106</b> <i>Non-Vacuum</i> <i>Page 230</i> 	<b>5" Dia. Interface Pad</b> <b>53978</b> <i>Page 238</i> 
<b>Two-Hand Dynorbital® Sander</b> <b>Model 58405</b> <i>Two-Hand, 12,000 RPM</i> <i>Page 158</i> 	<b>6" Dia. Abrasive Discs</b> <b>Non-Vacuum</b> <i>Page 275</i> 	<b>6" Dia. Backup Pad</b> <b>56107</b> <i>Non-Vacuum</i> <i>Page 230</i> 	<b>DynaJet Blow Gun</b> <b>94467</b> <i>Page 224</i> 

## ESSENTIAL ACCESSORIES

<b>Metal Capture Downdraft Station</b> <b>64350</b> <i>Page 208</i> 	<b>Air Lube (10W/NR)</b> <b>95842</b> <i>Page 254</i> 	<b>Dynüba 100</b> <b>60005</b> <i>Page 254</i> 	<b>Dynaswivel®</b> <b>94300</b> <i>Page 223</i> 	<b>Filter-Regulator-Lubricator</b> <b>10681</b> <i>Page 224</i> 
		<b>Dynüba 26</b> <b>60020</b> <i>Page 254</i> 	<b>Coupler/Plug Assemblies</b> <b>95676, 97572</b> <i>Page 228</i> 	<b>Air Hose Assemblies</b> <b>94863, 94852, 94892</b> <i>Page 225</i> 





## ***GEAR-DRIVEN & FINISHING SANDERS***

DynaLocke® .....	166	Wet Dynabug® "Model T" Sander ..	174
Gear-Driven Sanders .....	168	Dynabug® Sander .....	175
11" Dia. Gear-Driven Sanders.....	169	Dynabug® II Sander.....	176
Dynafine® Detail Sander .....	170	Dynaline Sander .....	178
Dynafine® "Backsplash" Sander ....	171	11" File Board Sander .....	179
Dynafine® Finger Sander.....	172	Right Angle Denibber .....	180
Dynafine® Raised Panel Sander ....	172	<b><i>Systems &amp; Solutions</i></b> .....	181
Dynabug® "Model T" Sander .....	173		





# DynaLocke®

## Air-Powered Dual-Action Sander

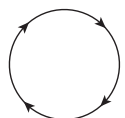


**SANDING PADS**  
PAGE 231

**ACCESSORIES**  
PAGE 222

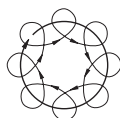
### Combination Rotary and Random Orbital Sander

- 12,000 RPM DynaLocke® is truly "two tools in one," easily changing from a rotary Disc Sander to Random Orbital Sander with the flip of a switch.
- Ideal for metal applications; great on composite materials. Excellent for automotive work, such as paint stripping and blending. Also utilized for leveling glue seams on Corian® and other solid surfaces.
- Switch is recessed within tool grip to prevent accidental engaging.



**Rotary Motion**

*For Stripping and Blending*



**3/16"  
(5 mm)  
Dia. Orbit**

*For Swirl-Free Finishes*

**FOR ABRASIVE DISCS**  
3" (76 mm), 3-1/2" (89 mm),  
5" (127 mm) and 6" (152 mm) dia.  
*SEE PAGE 275*



### Non-Vacuum

#### Model 58460 3" Diameter

- Includes 56087 Hook-Face Pad.

#### Model 58465 3-1/2" Diameter


- Includes 54313 Hook-Face Pad.

#### Model 58430 5" Diameter

- Includes 54325 Hook-Face Pad.

#### Model 58435 6" Diameter

- Includes 54327 Hook-Face Pad.



Tool should be completely stopped before changing sanding action.

### Self-Generated Vacuum

- Self-Generated Vacuum models are ready for connection to optional portable dust collection system.
- Tool has 1-1/4" outside diameter vacuum port, allowing increased air flow.
- Designed to vacuum in random orbital mode only.

#### Model 58461 3" Diameter

- Includes 56087 Hook-Face Pad.

#### Model 58466 3-1/2" Diameter

- Includes 54313 Hook-Face Pad.

#### Model 58431 5" Diameter

- Includes 54326 Hook-Face Pad.

#### Model 58436 6" Diameter

- Includes 54328 Hook-Face Pad.



*See page 231  
for Dynabrade  
High-Quality  
Sanding Pads!*

Portable Dust Collection System  
(Optional - See Page 219)

Corian is a trademark of DuPont

Model Number	Motor hp (W)	Motor RPM	Pad Dia. Inch (mm)	Sound Level	Maximum Air Flow SCFM (L/Min)	Hose I.D. Size Inch (mm)	Air Inlet Thread	Tool Thread	Weight Pound (kg)	Length Inch (mm)	Height Inch (mm)
58460	.45 (336)	12,000	3 (76)	81 dB(A)	23 (651)	1/4 (6)	1/4" NPT	5/16"-24 Female	2.35 (1.0)	10-5/16 (263)	5-3/8 (137)
58461	.45 (336)	12,000	3 (76)	86 dB(A)	23 (651)	1/4 (6)	1/4" NPT	5/16"-24 Female	2.35 (1.0)	10-5/16 (263)	5-3/8 (137)
58465	.45 (336)	12,000	3-1/2 (89)	80 dB(A)	23 (651)	1/4 (6)	1/4" NPT	5/16"-24 Female	2.35 (1.0)	10-5/16 (263)	5-3/8 (137)
58466	.45 (336)	12,000	3-1/2 (89)	85 dB(A)	23 (651)	1/4 (6)	1/4" NPT	5/16"-24 Female	2.35 (1.0)	10-5/16 (263)	5-3/8 (137)
58430	.45 (336)	12,000	5 (127)	82 dB(A)	23 (651)	1/4 (6)	1/4" NPT	5/16"-24 Female	2.7 (1.2)	11-1/16 (280)	5-1/8 (131)
58431	.45 (336)	12,000	5 (127)	82 dB(A)	23 (651)	1/4 (6)	1/4" NPT	5/16"-24 Female	2.6 (1.2)	11-1/16 (280)	5-1/8 (131)
58435	.45 (336)	12,000	6 (152)	82 dB(A)	23 (651)	1/4 (6)	1/4" NPT	5/16"-24 Female	2.8 (1.2)	11-1/2 (293)	5-1/8 (131)
58436	.45 (336)	12,000	6 (152)	85 dB(A)	23 (651)	1/4 (6)	1/4" NPT	5/16"-24 Female	2.7 (1.2)	11-1/2 (293)	5-1/8 (131)

**Tune-Up Kit: No. 98220** (page 267) • Additional Specifications: Air Pressure 90 PSIG (6.2 Bar)

# 1.3 hp DynaLocke®

## Powerful Tool with DynaLocke® Head



**SANDING PADS**  
PAGE 231

**ACCESSORIES**  
PAGE 222

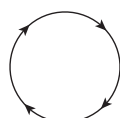
**52760 Tool includes 61318 DynaLocke® Head (with 54325 Hook-Face Pad)**

**FOR ABRASIVE DISCS**  
5" (127 mm) diameter  
SEE PAGE 275

- 52760 tool's robust 1.3 hp (970 W) air motor is governor-controlled to deliver powerful, efficient performance. Combined with 61318 DynaLocke® Head, this tool easily switches from standard rotary mode to random orbital mode!
- Tool housing and handle made of solid cast aluminum.
- Adjustable throttle handle is insulated to reduce cold air transmission to operator's hand.
- Rotational exhaust system rotates a full 360° to direct exhaust away from operator.
- Safety-lock throttle lever is included, to prevent accidental start-up of tool.
- Tool includes vibration dampening side handle, adjustable for left or right hand use.
- "Wick Lube" system extends gear life with simple lubrication.
- Tool includes 95848 Gear Oil and 95541 Gear Oil Gun.

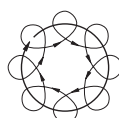


Model  
52760



**Rotary  
Motion**

*For Stripping and Blending*



**3/16"**  
(5 mm)  
Dia. Orbit

*For Swirl-Free Finishes*

95848  
Gear Oil



95541  
Gear Oil Gun

*Tool includes 54325 Hook-Face Backup Pad, 5" diameter, medium density (see page 231)*

Model Number	Motor hp (W)	Motor RPM	Sound Level	Maximum Air Flow SCFM (L/Min)	Hose I.D. Size Inch (mm)	Air Inlet Thread	Spindle Thread	Weight Pound (kg)	Length Inch (mm)	Height Inch (mm)
52760	1.3 (970)	12,000	81 dB(A)	43 (1,218)	3/8 (10)	3/8" NPT	5/8"-11	7 (3.2)	10-1/2 (267)	5-3/8 (136)

**Tune-Up Kit: No. 96100** (page 267) • Additional Specifications: Air Pressure 90 PSIG (6.2 Bar)

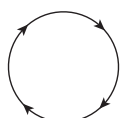
## DynaLocke® Head

### Converts Rotary Tool into DUAL-ACTION Sander!

#### Two Sanding Actions!

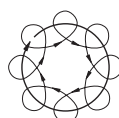
- 61318 DynaLocke® Head converts rotary tool (maximum 12,000 RPM) into a dual-action sander! Head easily switches from standard rotary mode to random orbital mode.
- A true time-saver in high-production workplaces! Countless applications for Metalworking (small weld removal, weld spatter and defect removal, blending scratches, paint preparation); Composites (defect removal, paint preparation, flash removal); and Solid Surface (leveling glue seams).
- Head includes 54325 Hook-Face Backup Pad, 5" diameter, medium density.

**NOTE: Use ONLY Hook-Face Abrasive Discs with 61318 DynaLocke® Head. Always change sanding modes with tool DISCONNECTED from power source.**



**Rotary  
Motion**

*For Stripping and Blending*



**3/16"**  
(5 mm)  
Dia. Orbit

*For Swirl-Free Finishes*

**Convenient Switch Easily  
Changes Sanding Modes!**



# Gear-Driven Sanders

Air-Powered, 5", 6" and 8" Diameters




**SANDING PADS**  
PAGE 234

**ACCESSORIES**  
PAGE 222

## 900 RPM for Aggressive Removal Applications

- Unique epicycloidal sanding action allows aggressive removal of material.
- Applications include removal and leveling of large amounts of filler materials such as glue or epoxy; removing coatings. For use on materials including solid surfaces, wood and fiberglass.
- Ergonomically designed for low vibration and reduced sound levels.
- Excellent comfort and control, especially when working on vertical sides or large tabletops. Long handle allows for two-hand support of tool.



**Epicycloidal Motion**  
Gear-Driven Sanders  
(All models on page)

### Non-Vacuum

#### Model 58441 5" Diameter

- Includes 57760 Hook-Face Sanding Pad.

#### Model 58442 6" Diameter

- Includes 57762 Vinyl-Face Sanding Pad.

#### Model 58445 8" Diameter

- Includes 56234 Vinyl-Face Sanding Pad.

Model 58441



Model 58443



**FOR ABRASIVE DISCS**  
5" (127 mm), 6" (152 mm)  
and 8" (203 mm) dia.  
*SEE PAGE 275*

### Central Vacuum

- Central Vacuum models are designed for use with central vacuum system or external vacuum source.
- Includes combination lip-seal shroud/overskirt, which allows greater workpiece visibility and enhanced vacuum capability.
- Dust is extracted away from air motor (reducing contamination) for a smoother, easier path of extraction.
- Anti-clog design for efficient sanding of damp filler material.



Model 58443

1" Outside Dia.  
Vacuum Port

#### Model 58443 6" Diameter

- Includes 57763 Vinyl-Face Sanding Pad (6 holes).
- Vacuum shroud has 1" outside diameter vacuum port.
- Accepts optional 57765 Hook-Face Pad.

#### Model 58444 6" Diameter

- Includes 57766 Hook-Face Sanding Pad (8 holes).
- Vacuum shroud has 1" outside diameter vacuum port.

#### Model 58446 8" Diameter

- Includes 56235 Vinyl-Face Sanding Pad (8 holes).
- Vacuum shroud has 2" outside diameter vacuum port.



Model 58446

2" Outside Dia.  
Vacuum Port  
(58446 Only)

**See page 231  
for Dynabrade  
High-Quality  
Sanding Pads!**

Model Number	Motor hp (W)	Motor RPM	Pad Dia. Inch (mm)	Sound Level	Maximum Air Flow SCFM (L/Min)	Hose I.D. Size Inch (mm)	Air Inlet Thread	Weight Pound (kg)	Length Inch (mm)	Height Inch (mm)
58441	.45 (336)	900	5 (127)	80 dB(A)	23 (651)	1/4 (6)	1/4" NPT	3.6 (1.7)	11-1/16 (281)	5-5/8 (143)
58442	.45 (336)	900	6 (152)	80 dB(A)	23 (651)	1/4 (6)	1/4" NPT	3.6 (1.7)	11-1/2 (293)	5-5/8 (143)
58443	.45 (336)	900	6 (152)	81 dB(A)	23 (651)	1/4 (6)	1/4" NPT	3.8 (1.7)	11-1/2 (293)	5-5/8 (143)
58444	.45 (336)	900	6 (152)	81 dB(A)	23 (651)	1/4 (6)	1/4" NPT	3.8 (1.7)	11-1/2 (293)	5-5/8 (143)
58445	.45 (336)	900	8 (203)	82 dB(A)	23 (651)	1/4 (6)	1/4" NPT	3.9 (1.8)	12-1/2 (319)	5-9/16 (142)
58446	.45 (336)	900	8 (203)	82 dB(A)	23 (651)	1/4 (6)	1/4" NPT	4.3 (2.0)	12-1/2 (319)	5-9/16 (142)

**Tune-Up Kit: No. 98221** (page 267) • Additional Specifications: Air Pressure 90 PSIG (6.2 Bar)



# Gear-Driven Sanders

**Air-Powered, 11" Diameter**




**SANDING PADS**  
PAGE 235

**ACCESSORIES**  
PAGE 222

## Cover More Area in Less Time!

- Powerful .45 hp air motor runs at 900 RPM, for aggressive material removal.
- Extra-large 11" sanding area allows operator to cover more area in less time, leveling substrates and removing filler material with ease and efficiency.
- Useful for fabricators of large solid surface pieces, composite materials and more.
- Unique "epicycloidal" pad motion generates torque-enhanced power, for consistent material removal.
- Tool features long handle design for easy two-handed control. Operator comfort is enhanced, especially when working in vertical positions.
- Includes weight-mated sanding pad for reduced vibration levels.
- Speed control lever is conveniently located for easy thumb adjustment.
- Insulated tool housing reduces cold air transmission to the hand.
- Safety-lock throttle lever prevents accidental start-up of tool.



**Epicycloidal Motion**  
Gear-Driven Sanders  
(All models on page)

### Non-Vacuum

#### Model 58040 11" Diameter

- For use with non-vacuum abrasive discs.
- Includes 56231 Hook-Face sanding pad, for abrasive discs 11-1/4" (286 mm) in diameter.


**See page 235  
for Dynabrade  
High-Quality  
Sanding Pads!**



### Central Vacuum

#### Model 58041 11" Diameter

- For use with "O" style abrasive discs, which allow dust to be drawn up through pad holes.
- Includes 56231 Hook-Face sanding pad, for abrasive discs 11-1/4" in diameter.
- Vacuum shroud has 1-1/4" diameter port, for connection to external vacuum system.



11" Gear-Driven Sanders each include 56231 Hook-Face Sanding Pad with 5 vacuum holes. When attaching a non-vacuum (solid) abrasive disc, the pad holes are covered by the abrasive, for non-vacuum use. When attaching a vacuum ("O" style) abrasive disc, the pad holes remain exposed, allowing dust to be drawn up through the pad holes (see page 235).



Model Number	Motor hp (W)	Motor RPM	Pad Dia. Inch (mm)	Sound Level	Maximum Air Flow SCFM (L/Min)	Hose I.D. Size Inch (mm)	Air Inlet Thread	Weight Pound (kg)	Length Inch (mm)	Height Inch (mm)
58040	.45 (336)	900	11 (279)	83 dB(A)	23 (651)	1/4 (6)	1/4" NPT	5.0 (2.3)	14-3/32 (358)	5-10/16 (143)
58041	.45 (336)	900	11 (279)	83 dB(A)	23 (651)	1/4 (6)	1/4" NPT	5.5 (2.5)	14-3/32 (358)	5-10/16 (143)

**Tune-Up Kit: No. 98576** (page 267) • Additional Specifications: Air Pressure 90 PSIG (6.2 Bar)

# Dynafine® Detail Sander

## Air-Powered Finishing Sander



**SANDING PADS**  
PAGE 236

**ACCESSORIES**  
PAGE 222

### Excellent for Use in Tight Corners

- Excellent for cleaning wood edges and corners.
- Ideal for use on furniture, shutters, moldings, door jambs, metal parts and much more.
- Features 1/32" dia. orbital action for superior finishes.
- Handle is offset 7° for greater operator comfort and control.
- Uses Hook-Face and PSA (adhesive-backed) coated, non-woven nylon and sponge abrasives.



**Orbital Motion**  
(All models on page)

**FOR TEAR-DROP DISCS**  
3-3/4" x 2-3/8" (95 mm x 60 mm)  
**FOR TRIANGULAR DISCS**  
2-7/8" x 3-1/8" (73 mm x 79 mm)  
SEE PAGE 278

### Non-Vacuum

#### Model 57900

- Detail Sander includes triangular and tear-drop Hook-Face pads; also includes 94407 Flow-Control Dynaswivel®.

#### 57910 Versatility Kit

- Includes 57900 tool with Hook-Face and PSA (adhesive-backed) pads, 94407 Flow-Control Dynaswivel® (not shown) and an assortment of coated and non-woven nylon abrasives.



Model 58017



Model 57900

### Self-Generated Vacuum

#### Model 58015

- Utilizes tool's exhaust to create strong vacuum suction.
- 1" (25 mm) diameter vacuum port ready for connection to optional portable self-contained dust collection system (such as 50617 Flex-Hose System, sold separately).

**See page 236 for  
Dynabrade Sanding Pads!**



Model 58015

Portable Dust Collection System  
(Optional - See Page 219)

### Central Vacuum

#### Model 58017

- 1-1/4" (32 mm) diameter vacuum port ready for connection to external or central vacuum system.
- Includes Conductive Hose and Cuffs to shield operator from electrostatic discharge (ESD).



**WATCH the  
Dynafine®  
at Work!**



Model 58017

Model Number	Motor hp (W)	Motor RPM	Sound Level	Maximum Air Flow SCFM (L/Min)	Hose I.D. Size Inch (mm)	Air Inlet Thread	Air Pressure PSIG (Bar)	Weight Pound (kg)	Length Inch (mm)	Height Inch (mm)
57900	.12 (89)	13,000	65 dB(A)	20 (566)	1/4 (6)	1/4" NPT	90 (6.2)	1.6 (.7)	9 (229)	3-3/4 (95)
58015	.12 (89)	15,000	88 dB(A)	20 (566)	1/4 (6)	1/4" NPT	90 (6.2)	1.8 (.8)	9 (229)	4 (102)
58017	.12 (89)	15,000	85 dB(A)	20 (566)	1/4 (6)	1/4" NPT	90 (6.2)	1.8 (.8)	9 (229)	4 (102)

Tune-Up Kit: No. 96236 (page 267)



# “Backsplash” Sander

## Air-Powered Dynafine® Finishing Sander



**SANDING PADS**  
PAGE 236

**ACCESSORIES**  
PAGE 222

### A Must for All Solid Surface Fabricators

**FOR ABRASIVE SHEETS**  
3-1/2" x 2-3/4"  
(89 mm x 70 mm)  
SEE PAGE 277

#### Model 58000

- Excellent for fabricating solid surface covered backsplashes; ideal for cleaning metal edges and corners.
- Includes 58021 and 58024 Backsplash Pads, shown below.
- Air motor features 1/32" diameter orbital action for achieving a superior finish.
- Lightweight tool of only 1.6 lbs!
- Low profile housing allows easy access in hard-to-reach areas. Handle is offset 7° for greater operator comfort and control.
- Includes 94407 Dynaswivel® with fingertip air-flow control dial.



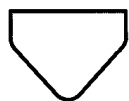
**Orbital Motion**

#### 58010 Versatility Kit

- Includes tool with all five sanding pads shown below and an assortment of PSA (adhesive-backed) abrasives.


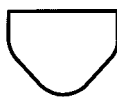
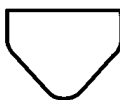
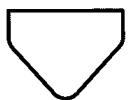
#### Standard Sanding Pads *(Included with Tool)*

- **58021**  
3/8" Radius
- **58024**  
3/4" Reverse Radius



#### Optional Sanding Pads *(Sold Separately)*

- **58020**  
1/4" Radius
- **58022**  
1/2" Radius
- **58023**  
5/8" Radius



For optimum performance, use Dynafine® “Backsplash” Sander with 95676 Coupler/Plug Assembly (see page 228).



Dynafine® “Backsplash” Sander powers 58021 Sanding Pad (included), for finishing within coved backsplash.



Sander powers 58024 Pad (included) for use on a radiused surface.

Model Number	Motor hp (W)	Motor RPM	Sound Level	Maximum Air Flow SCFM (L/Min)	Hose I.D. Size Inch (mm)	Air Inlet Thread	Weight Pound (kg)	Length Inch (mm)	Height Inch (mm)
58000	.12 (89)	13,000	65 dB(A)	20 (566)	1/4 (6)	1/4" NPT	1.6 (.7)	9 (229)	3-3/4 (95)

Tune-Up Kit: No. 96236 (page 267) • Additional Specifications: Air Pressure 90 PSIG (6.2 Bar)



# Dynafine® Finger Sander

## Air-Powered Finishing Sander



DYNAJET  
PAGE 224

ACCESSORIES  
PAGE 222

*Excellent for Use in Hard-to-Reach Areas*

### Model 57930

- Ideal for use on wood, varnished surfaces, plastic, composites, painted surfaces, metal and more!
- Tool includes 57932 Offset Sanding Arm (with 1/8" thick sponge platen), 94407 Flow-Control Dynaswivel® (not shown) and an assortment of abrasives.
- Handle is offset 7° for greater operator comfort and control.
- 1/32" dia. orbital action for fine finishes.

FOR ABRASIVE STRIPS  
3/8" x 2" (10 mm x 51 mm)  
3/4" x 2" (19 mm x 51 mm)  
SEE PAGE 286



Model Number	Motor hp (W)	Motor RPM	Sound Level	Maximum Air Flow SCFM (L/Min)	Hose I.D. Size Inch (mm)	Air Inlet Thread	Weight Pound (kg)	Length Inch (mm)	Height Inch (mm)
57930	.12 (89)	15,000	65 dB(A)	20 (566)	1/4 (6)	1/4" NPT	1.6 (.7)	11-3/4 (298)	4 (102)

Tune-Up Kit: No. 96236 (page 267) • Additional Specifications: Air Pressure 90 PSIG (6.2 Bar)

# Raised Panel Sander

## Air-Powered Dynafine® Finishing Sander



SANDING PADS  
PAGE 236


ACCESSORIES  
PAGE 222

*Perfect for Sanding Raised Panels and Linear Profiles*

### Model 57906

- 57906 Dynafine® includes 57956 Raised Panel Pad (4" long x 3/4" wide), with unique angled edges for sanding in tight corners and on raised panel edges.
- 57956 Raised Panel Pad is a premium urethane, medium density Hook-Face pad (1/2" thick), which accepts both coated abrasive and non-woven nylon sheets.
- Excellent for sanding raised panels and linear profiles. Also ideal for use on furniture, shutters, moldings and more.

FOR ABRASIVE SHEETS  
4" x 3/4" (102 mm x 19 mm)  
SEE PAGE 278



Model Number	Motor hp (W)	Motor RPM	Sound Level	Maximum Air Flow SCFM (L/Min)	Hose I.D. Size Inch (mm)	Air Inlet Thread	Weight Pound (kg)	Length Inch (mm)	Height Inch (mm)
57906	.12 (89)	13,000	65 dB(A)	20 (566)	1/4 (6)	1/4" NPT	1.6 (.7)	9 (229)	3-3/4 (95)

Tune-Up Kit: No. 96236 (page 267) • Additional Specifications: Air Pressure 90 PSIG (6.2 Bar)

# Dynabug® "Model T"

## Air-Powered Orbital Finishing Sander



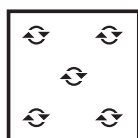
**SANDING PADS**  
PAGE 237

**COUPLER/PLUG**  
PAGE 222

### Featheredge, Finish, Sand and Blend

- 3/32" diameter orbital action is ideal for fine finishes.
- Lightweight... only 1 lb.! Palm-style, ergonomic design features low profile grip for greater operator comfort and control.
- Operates 9 SCFM at 90 PSIG. Can be run by as little as 3 horsepower compressor.
- Low maintenance – easy to repair. Turbine-style vaneless air motor needs no oil!
- Easily interchangeable sanding pads. Accepts reattachable and PSA (adhesive-backed) abrasive sheets and discs; coated and non-woven nylon.
- Each model includes 95955 Urethane Inlet Hose.

**FOR ABRASIVE SHEETS**  
4-1/2" x 5-1/2" (114 mm x 140 mm)  
4-1/4" x 4-1/2" (108 mm x 114 mm)  
**FOR ABRASIVE DISCS**  
5", 6" (127 mm, 152 mm)  
*SEE PAGE 269*



**Orbital Motion**

### Non-Vacuum

#### Model 57920 4" x 4-5/16" Pad (with clips)

- Includes 57999 Vinyl-Face Pad.

#### Model 57923 4-1/4" x 4-1/2" "Quarter-Sheet" Pad

- Includes 57998 Hook-Face Pad.

#### Model 57925 4-1/4" x 4-1/2" "Quarter-Sheet" Pad

- Includes 56244 Vinyl-Face Pad.



Model 57923

*See page 237  
for Dynabrade  
Sanding Pads!*



*Equipped with  
96455 Urethane  
Inlet Hose*



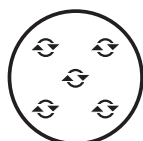
Model 57922

#### Model 57922 5" Diameter

- Includes 56249 Vinyl-Face Pad.

#### Model 57924 5" Diameter

- Includes 56248 Hook-Face Pad.



**Orbital Motion**



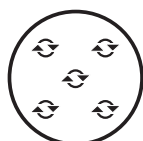
Model 57926

#### Model 57926 6" Diameter

- Includes 56269 Vinyl-Face Pad.

#### Model 57927 6" Diameter

- Includes 56268 Hook-Face Pad.



**Orbital Motion**

Model Number	Motor RPM	Sound Level	Maximum Air Flow SCFM (L/Min)	Hose I.D. Size Inch (mm)	Air Inlet Thread	Weight Pound (kg)	Length Inch (mm)	Height Inch (mm)
57920	20,000	68 dB(A)	9 (255)	1/4 (6)	1/4" NPT	1 (.45)	5 (127)	3 (76)
57923	20,000	68 dB(A)	9 (255)	1/4 (6)	1/4" NPT	1 (.5)	5-1/2 (140)	3 (76)
57925	20,000	68 dB(A)	9 (255)	1/4 (6)	1/4" NPT	1 (.5)	5 (127)	3 (76)
57922	20,000	68 dB(A)	9 (255)	1/4 (6)	1/4" NPT	1 (.5)	5-1/2 (140)	3 (76)
57924	20,000	68 dB(A)	9 (255)	1/4 (6)	1/4" NPT	1 (.5)	5-1/2 (140)	3 (76)
57926	20,000	68 dB(A)	9 (255)	1/4 (6)	1/4" NPT	1 (.5)	5 (127)	3 (76)
57927	20,000	68 dB(A)	9 (255)	1/4 (6)	1/4" NPT	1 (.5)	5 (127)	3 (76)

**Tune-Up Kit: No. 96169** (page 267) • Additional Specifications: Air Pressure 90 PSIG (6.2 Bar)

# Dynabug® "Model T"

## Orbital Finishing Sander – Vacuum Models



**SANDING PADS**  
PAGE 237

**COUPLER/PLUG**  
PAGE 222

### Featheredge, Finish, Sand and Blend

- 3/32" diameter orbital action is ideal for fine finishes.
- 1" outside diameter vacuum port for easy vacuum connection.
- All models include 4-1/4" x 4-1/2" "Quarter-Sheet" Pad.

### Self-Generated Vacuum

- Connects to optional portable self-contained dust collection systems (see page 219).

#### Model 58070

- Includes 56286 Vinyl-Face Vacuum Pad.

#### Model 58075

- Includes 56285 Hook-Face Vacuum Pad.

### Central Vacuum

- Ready for connection to external or central vacuum system.

#### Model 57928

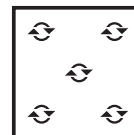
- Includes 56286 Vinyl-Face Vacuum Pad.

#### Model 57929

- Includes 56285 Hook-Face Vacuum Pad.



Model 57928



Orbital Motion



Portable Dust Collection System  
(Optional - See Page 219)



(All Vacuum models)

Model Number	Motor RPM	Sound Level	Maximum Air Flow SCFM (L/Min)	Hose I.D. Size Inch (mm)	Air Inlet Thread	Weight Pound (kg)	Length Inch (mm)	Height Inch (mm)
58070	16,000	82 dB(A)	17 (481)	1/4 (6)	1/4" NPT	1.5 (0.7)	8 (203)	4 (102)
58075	16,000	82 dB(A)	17 (481)	1/4 (6)	1/4" NPT	1.5 (0.7)	8 (203)	4 (102)
57928	20,000	73 dB(A)	9 (255)	1/4 (6)	1/4" NPT	1 (.5)	5 (127)	3 (76)
57929	20,000	73 dB(A)	9 (255)	1/4 (6)	1/4" NPT	1 (.5)	5 (127)	3 (76)

**Tune-Up Kit: No. 96169** (page 267) • Additional Specifications: Air Pressure 90 PSIG (6.2 Bar)

# Wet Dynabug® "Model T"

## Turbine Air-Powered Orbital Sander

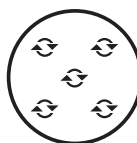


**SANDING PADS**  
PAGE 237

**WET TANK**  
PAGE 255

### Excellent on Primer and Clearcoat

- Each model includes all hardware for self-siphoning with 20 ft. of water hose. Brass weight drops into bucket for ease of use.
- Up to 3/16" diameter orbital action, with adjustable speed control.
- Our unique water feed "through-the-pad" design allows use of standard round wet paper with holes. No special sand paper or hole punch needed!
- Fingertip control valve allows for precise water flow.



Orbital Motion



Model 57908

**FOR ABRASIVE DISCS**  
5" (127 mm), 6" (152 mm)  
diameter  
SEE PAGE 275

#### Model 57908 5" Diameter

- Includes 58086 Hook-Face Pad and soft 53978 Interface Pad for contours.

#### Model 57909 6" Diameter

- Includes 58093 Hook-Face Pad and soft 53980 Interface Pad for contours.

Model Number	Motor RPM	Pad Dia. Inch (mm)	Sound Level	Maximum Air Flow SCFM (L/Min)	Hose I.D. Size Inch (mm)	Air Inlet Thread	Weight Pound (kg)	Length Inch (mm)	Height Inch (mm)
57908	20,000	5 (127)	76 dB(A)	17 (481)	1/4 (6)	1/4" NPT	1.5 (0.7)	8 (203)	4 (102)
57909	20,000	6 (152)	76 dB(A)	17 (481)	1/4 (6)	1/4" NPT	1.5 (0.7)	8 (203)	4 (102)

**Tune-Up Kit: No. 96169** (page 267) • Additional Specifications: Air Pressure 90 PSIG (6.2 Bar)



# Dynabug® Sander

## Air-Powered "Jitter-Bug" Type Orbital



**SANDING PADS**  
PAGE 237

**BALL-SWIVEL PLUG**  
PAGE 223

**ACCESSORIES**  
PAGE 222

**DYNAJET**  
PAGE 224

### Featheredge, Finish, Sand and Blend

- Precise 3/32" orbital motion is ideal for achieving a controlled, ultra-fine finish on a variety of surfaces.
- 3/16" orbital motion is available for general sanding applications.
- Powerful air motor utilizes 16 SCFM at 90 PSIG.
- Tools have heavy-duty clips to accept traditional 3-2/3" x 9" abrasive sheets (rolls also available).
- Comfort platform provides additional hand and wrist support.

**Includes Comfort Platform**  
(All models on page)



**Orbital Motion**  
(All models on page)

**FOR ABRASIVE SHEETS**  
3-2/3" x 9" (93 mm x 229 mm)  
3-2/3" x 7" (93 mm x 178 mm)  
Also Abrasive Rolls  
**SEE PAGE 277**

Model  
57814

### Non-Vacuum

- Includes premium 57850 Vinyl-Face Sanding Pad, 3-2/3" x 7".

**Model 57810** 3/32" Dia. Orbit

**Model 57800** 3/16" Dia. Orbit

Model  
57810

**See page 237**  
**for Dynabrade**  
**Sanding Pads!**

### Self-Generated Vacuum

- Ready for connection to optional portable self-contained dust collection systems.
- Includes premium 57855 Vinyl-Face Sanding Pad for PSA (abrasive-backed) abrasives.

**Model 57811** 3/32" Dia. Orbit

**Model 57801** 3/16" Dia. Orbit

Portable Dust Collection System  
(Optional - See Page 219)

Model  
57811

### Central Vacuum

- Has 1" outside diameter vacuum port for easy central vacuum hose hook-up.
- Includes premium 57855 Vinyl-Face Sanding Pad for PSA (abrasive-backed) abrasives.

**Model 57814** 3/32" Dia. Orbit

**Model 57804** 3/16" Dia. Orbit

Model  
57814



**WATCH Tool**  
**at Work!**

Model Number	Motor hp (W)	Motor RPM	Sound Level	Maximum Air Flow SCFM (L/Min)	Hose I.D. Size Inch (mm)	Air Inlet Thread	Weight Pound (kg)	Length Inch (mm)	Height Inch (mm)
57800	.24 (179)	8,000	79 dB(A)	16 (453)	1/4 (6)	1/4" NPT	2.8 (1.3)	7-1/4 (184)	4-1/4 (108)
57801	.24 (179)	8,000	76 dB(A)	16 (453)	1/4 (6)	1/4" NPT	2.8 (1.3)	7-1/4 (184)	4-1/4 (108)
57804	.24 (179)	8,000	80 dB(A)	16 (453)	1/4 (6)	1/4" NPT	2.8 (1.3)	7-1/4 (184)	4-1/4 (108)
57810	.28 (209)	10,000	77 dB(A)	18 (510)	1/4 (6)	1/4" NPT	2.8 (1.3)	7-1/4 (184)	4-1/4 (108)
57811	.28 (209)	10,000	74 dB(A)	18 (510)	1/4 (6)	1/4" NPT	2.6 (1.2)	7-1/4 (184)	4-1/4 (108)
57814	.28 (209)	10,000	81 dB(A)	18 (510)	1/4 (6)	1/4" NPT	2.6 (1.2)	7-1/4 (184)	4-1/4 (108)

**Tune-Up Kit: No. 96024** (page 267) • Additional Specifications: Air Pressure 90 PSIG (6.2 Bar)

# Dynabug® II

## Air-Powered Orbital Finishing Sander



**SANDING PADS**  
PAGE 237

**BALL-SWIVEL PLUG**  
PAGE 223

**ACCESSORIES**  
PAGE 222

**DYNAJET**  
PAGE 224

### Featheredge, Finish, Sand and Blend

- Powerful .15 hp (112 W), 10,000 RPM air motor. Utilizes just 13 SCFM (368 L/Min) at 90 PSIG (6.2 Bar).
- Precise 3/32" orbital motion is ideal for achieving a controlled, ultra-fine finish on a variety of surfaces.
- Compact size is ideal for all operators, including those with smaller hands.
- Engineered and tested to ensure less tool vibration than any competitive model!
- Lighter tool weight minimizes fatigue. Comfort Platform provides additional hand and wrist support. Perfect for vertical applications.
- Rectangular shape sands deep into corners, where round pads cannot reach.



**Orbital Motion**

(All models on page)

#### Non-Vacuum

#### Model 58500

- Includes 56315 Hook-Face Sanding Pad, 74 mm wide x 109 mm long (approximately 3" x 4-1/4"), for accepting optional Hook-Face abrasive sheets.

#### Model 58503

- Includes 56317 Hook-Face Sanding Pad, 80 mm wide x 130 mm long (approximately 3-1/4" x 5"), for accepting optional Hook-Face abrasive sheets.

#### Model 58509

- Includes 56355 Vinyl-Face Sanding Pad, 74 mm wide x 109 mm long (approximately 3" x 4-1/4").

*Includes Comfort Platform  
(All Dynabug® II models)*



Model  
58503



Model  
58500

*See page 237  
for Dynabrade  
Sanding Pads!*



Model  
58507

Clip

Clip

#### Model 58507 with Heavy-Duty Clips

- Tool has specially designed pad base assembly with heavy-duty clips. Clips are designed for heavy-duty use, accepting up to four sheets at once. Ideal for high-production workplaces.
- Includes 56354 vinyl-face Sanding Pad, 68 mm wide by 175 mm long (approximately 2-3/4" x 7"). Weight-mated pad screws directly to pad base assembly.
- Accepts optional abrasive sheets cut from 70 mm (2-3/4") wide abrasive rolls. Four sheets of this width may also be cut from sheets 229 mm wide x 280 mm long (9" x 11").

Model Number	Motor hp (W)	Motor RPM	Sound Level	Maximum Air Flow SCFM (L/Min)	Hose I.D. Size Inch (mm)	Air Inlet Thread	Weight Pound (kg)	Length Inch (mm)	Height Inch (mm)
58500	.15 (112)	10,000	78 dB(A)	13 (368)	1/4 (6)	1/4" NPT	1.6 (.7)	5-3/4 (147)	3-1/2 (91)
58503	.15 (112)	10,000	78 dB(A)	13 (368)	1/4 (6)	1/4" NPT	1.6 (.7)	6-1/4 (165)	3-1/2 (91)
58507	.15 (112)	10,000	79 dB(A)	13 (368)	1/4 (6)	1/4" NPT	2.1 (.95)	7-1/16 (180)	3-3/4 (94)
58509	.15 (112)	10,000	78 dB(A)	13 (368)	1/4 (6)	1/4" NPT	1.6 (.7)	5-3/4 (147)	3-1/2 (91)

**Tune-Up Kit: No. 98222** (page 267) • Additional Specifications: Air Pressure 90 PSIG (6.2 Bar)

# Dynabug® II

## Air-Powered Orbital Finishing Sander



**SANDING PADS**  
PAGE 237

**BALL-SWIVEL PLUG**  
PAGE 223

**ACCESSORIES**  
PAGE 222

**DYNAJET**  
PAGE 224

### Featheredge, Finish, Sand and Blend


- Precise 3/32" orbital motion is ideal for achieving a controlled, ultra-fine finish on a variety of surfaces.
- Compact size is ideal for all operators, including those with smaller hands.
- Lighter tool weight minimizes fatigue. Comfort Platform provides additional hand and wrist support. Perfect for vertical applications.



**Orbital Motion**  
(All models on page)

**See page 237  
for Dynabrade  
Sanding Pads!**

**FOR ABRASIVE SHEETS**  
75 mm x 110 mm (3" x 4-1/4")  
81 mm x 133 mm (3" x 5-1/4")  
100 mm x 148 mm (4" x 5-3/4")  
**SEE PAGE 277**



**Model  
58502**

### Self-Generated Vacuum

- Self-Generated Vacuum models vacuum through the tool's exhaust. Tool has 1" outside diameter vacuum port, ready for connection to optional dust collection systems. Includes Hook-Face sanding pad, for optional Hook-Face vacuum abrasive sheets.

#### Model 58501

- Includes 56316 Vacuum Sanding Pad, 74 mm wide x 109 mm long (approximately 3" x 4-1/4").

#### Model 58504

- Includes 56319 Vacuum Sanding Pad, 80 mm wide x 130 mm long (approximately 3-1/4" x 5"), with eight vacuum holes.



**Model  
58501**

**Portable Dust Collection System**  
(Optional - See Page 219)

### Central Vacuum

- Central Vacuum models have 1" outside diameter vacuum port, ready for connection to external vacuum source. Includes Hook-Face sanding pad, for optional Hook-Face vacuum abrasive sheets.

#### Model 58502

- Includes 56316 Vacuum Sanding Pad, 74 mm wide by 109 mm long (approximately 3" x 4-1/4").

#### Model 58505

- Includes 56319 Vacuum Sanding Pad, 80 mm wide by 130 mm long (approximately 3-1/4" x 5"), with eight vacuum holes.

#### Model 58506 "Delta Style"

- Includes 56323 "Delta Style" Vacuum Sanding Pad, 99 mm wide (at wider end) by 143 mm long (approximately 4" x 5-3/4"), with seven vacuum holes. Unique pad has curved edges for sanding rounded areas, and pointed tip for reaching into tight corners.



**Model  
58502**



**Model 58506  
"Delta Style"**



**56323  
"Delta Style"  
Pad**

Model Number	Motor hp (W)	Motor RPM	Sound Level	Maximum Air Flow SCFM (L/Min)	Hose I.D. Size Inch (mm)	Air Inlet Thread	Weight Pound (kg)	Length Inch (mm)	Height Inch (mm)
58501	.15 (112)	10,000	75 dB(A)	13 (368)	1/4 (6)	1/4" NPT	1.7 (.75)	8-1/4 (212)	3-1/2 (91)
58502	.15 (112)	10,000	81 dB(A)	13 (368)	1/4 (6)	1/4" NPT	1.6 (.7)	7 (180)	3-1/2 (91)
58504	.15 (112)	10,000	75 dB(A)	13 (368)	1/4 (6)	1/4" NPT	1.7 (.75)	8-3/4 (222)	3-3/4 (94)
58505	.15 (112)	10,000	81 dB(A)	13 (368)	1/4 (6)	1/4" NPT	1.6 (.7)	7-1/2 (190)	3-1/2 (91)
58506	.15 (112)	10,000	81 dB(A)	13 (368)	1/4 (6)	1/4" NPT	1.6 (.7)	8-3/4 (222)	3-1/2 (91)

**Tune-Up Kit: No. 98222** (page 267) • Additional Specifications: Air Pressure 90 PSIG (6.2 Bar)



# Dynaline Sander

## Air-Powered In-Line Finishing Sander



**SANDING PADS**  
PAGE 235


**BALL-SWIVEL PLUG**  
PAGE 223

**ACCESSORIES**  
PAGE 222

**DYNAJET**  
PAGE 224

### Great on Wood, Composites & Solid Surfaces

- 2,400 strokes per minute at 90 PSIG (6.2 Bar).
- Uses adhesive-backed coated and non-woven nylon sheets and rolls.
- Quality constructed pad is weight-mated to tool for low vibration, smooth operation and superior finishes.
- Comfort platform provides additional hand and wrist support.



**In-Line Motion**  
(All models on page)

**FOR ABRASIVE SHEETS**  
2-3/4" x 8" (70 mm x 203 mm)  
**FOR ABRASIVE ROLLS**  
2-3/4" (203 mm) wide  
SEE PAGES 277, 286

### Non-Vacuum

#### Model 57400

- Includes 2-3/4" wide x 8" long vinyl-face non-vacuum Sanding Pad (57454).



Sanding Pad can be rotated 360° for adjusting to most efficient position per application.



Model 57400

#### 57405 Versatility Kit

- Includes 57400 Dynaline; 57852 Sanding Pad (3-2/3" wide x 7" long premium urethane, long nap, Hook-Face pad); plus medium grade (94951) and very fine (94956) abrasive impregnated non-woven nylon sheets.

**Includes Comfort Platform**  
(All models on page)

#### Model 57407 with Clips

- Includes 2-3/4" wide x 8" long vinyl-face non-vacuum Sanding Pad with clips (57460).
- Accepts abrasives 2-3/4" wide x 11" long.
- Up to four abrasive sheets may be attached, ideal for high-production workplaces.



### Self-Generated Vacuum

#### Model 57401

- Includes 2-3/4" wide x 8" long vinyl-face, vacuum sanding pad (57455).
- Ready for connection to optional portable self-contained dust collection systems.



Portable Dust Collection System  
(Optional - See Page 219)

### Central Vacuum

#### Model 57404

- Includes 2-3/4" wide x 8" long vinyl-face, vacuum sanding pad (57455).
- Has 1" outside diameter vacuum port for easy central vacuum hose connection.

**See page 235 for Dynabrade Sanding Pads!**



Model 57404

Model Number	Motor hp (W)	Motor RPM	Sound Level	Maximum Air Flow SCFM (L/Min)	Hose I.D. Size Inch (mm)	Air Inlet Thread	Weight Pound (kg)	Length Inch (mm)	Height Inch (mm)
57400	.3 (186)	2,400	79 dB(A)	18 (510)	1/4 (6)	1/4" NPT	2.6 (1.2)	7 (178)	3-3/4 (95)
57401	.3 (186)	2,400	79 dB(A)	18 (510)	1/4 (6)	1/4" NPT	2.6 (1.2)	7 (178)	3-3/4 (95)
57404	.3 (186)	2,400	80 dB(A)	18 (510)	1/4 (6)	1/4" NPT	2.6 (1.2)	7 (178)	3-3/4 (95)
57407	.3 (186)	2,400	79 dB(A)	18 (510)	1/4 (6)	1/4" NPT	2.6 (1.2)	7 (178)	3-3/4 (95)

**Tune-Up Kit: No. 96107** (page 267) • Additional Specifications: Air Pressure 90 PSIG (6.2 Bar)

# 11" Long File Board Sander

## Air-Powered In-Line Finishing Sander



**SANDING PADS**  
PAGE 239


**ACCESSORIES**  
PAGE 222

*Ideal for Use on Wood, Metals, Composites and Solid Surfaces*

**FOR ABRASIVE ROLLS**  
2-3/4" (70 mm) wide  
SEE PAGE 286

### Model 51350

- File board excellent for industrial graining of stainless steel.
- Tool features high quality gear for smooth-running in-line sanding action.
- 2,400 strokes per minute. 3/8" (10 mm) long sanding stroke.
- For use with PSA (adhesive-backed) coated and non-woven sheets and rolls.
- Includes 2-3/4" wide x 11" long 57512 Premium Urethane PSA (adhesive-backed) Sanding Pad with clips.
- Also accepts 2-3/4" wide x 11" long pads without clips, and 2-3/4" wide x 8" long non-vacuum pads.



**In-Line Motion**



Sanding Pad can be rotated 360° for adjusting to most efficient position per application.



*Ultra-smooth in-line sanding action is ideal on wood.*


Model Number	Motor hp (W)	Strokes Per Minute	Sound Level	Maximum Air Flow SCFM (L/Min)	Hose I.D. Size Inch (mm)	Air Inlet Thread	Weight Pound (kg)	Length Inch (mm)	Height Inch (mm)
51350	.3 (186)	2,400	81 dB(A)	18 (510)	1/4 (6)	1/4" NPT	3.1 (1.4)	11 (279)	3-3/4 (95)

**Tune-Up Kit: No. 96531** (page 267) • Additional Specifications: Air Pressure 90 PSIG (6.2 Bar)

## Dynabrade Industry Segment and Product Group Catalogs

Each catalog features **Dynabrade** tool information and applications specific to **key markets!**

- **Aerospace Industry** (D15.02)
- **Wood, Solid Surface & Composites** (D11.08)
- **Tools for Wind Energy Market** (D10.01)
- **Vacuum Tools & Accessories** (D09.18)
- **"D3" Random Orbital Sanders** (D09.08R)



See complete Literature Library at  
**[Dynabrade.com!](http://Dynabrade.com)**

# Right Angle Denibber

## Mini-Orbital Finishing Sander



**SANDING PADS**  
PAGE 241

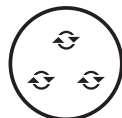
**DYNASWIVEL®**  
PAGE 223

**ACCESSORIES**  
PAGE 222

**COUPLER/PLUG**  
PAGE 228

### For Quick, Efficient Repair of Dust Nibs and Defects

- Ideal for use on gelcoat and clearcoat paint systems, plus finesse sanding of small areas.
- Precise 1/8" orbital action minimizes swirl marks.
- Lightweight design for operator comfort.
- Front and rear exhaust models available.
- Each model includes 95848 Gear Oil and 95541 Push-Type Gun, for lubricating tool gears through "dual wick" system. Increasing gear life extends the life of your tool!
- Optional safety-lock throttle lever is available (included in some regions).



**Orbital Motion**  
(All models on page)

*58037 Right Angle Denibber is ideal for quick spot repair.*



Model 58037



Model 58039

### Model 58037 *Front Exhaust*

### Model 58039 *Rear Exhaust*

- Each model runs at 12,000 RPM and includes 1-1/4" diameter rubber sanding pad (54018). Also accepts optional sanding pads 54017, 54084 and 54088 (see page 241).

### Model 58038 *Front Exhaust*

### Model 58034 *Rear Exhaust*

- Each model runs at 12,000 RPM and includes 1-1/4" diameter locking-type foam-face sanding pad (54031). Also accepts optional 54033 locking-type sanding pad (see page 241).




Model 58038

### Model 58035 *Front Exhaust*

- Tool runs at 15,000 RPM and includes 1-1/4" diameter vinyl-face sanding pad (54088). Also accepts optional sanding pads 54087 and 54088 (see page 241).



58035 Denibber shown with optional 95745 Speed Control.



Denibber's precise 1/8" orbital action is effective for dry and wet applications (with water from an outside source).

Model Number	Exhaust	Motor hp (W)	Motor RPM	Sound Level	Maximum Air Flow SCFM (L/Min)	Hose I.D. Size Inch (mm)	Orbit Inch (mm)	Air Inlet Thread	Weight Pound (kg)	Length Inch (mm)	Height Inch (mm)
58034	Rear	.4 (298)	12,000	79 dB(A)	21 (595)	1/4 (6)	1/8 (3)	1/4" NPT	1.4 (0.6)	7.5 (190)	4 (102)
58035	Front	.4 (298)	15,000	85 dB(A)	21 (595)	1/4 (6)	1/8 (3)	1/4" NPT	1.6 (0.7)	5.4 (137)	3.8 (97)
58037	Front	.4 (298)	12,000	85 dB(A)	20 (566)	1/4 (6)	1/8 (3)	1/4" NPT	1.6 (0.7)	5.4 (137)	3.8 (97)
58038	Front	.4 (298)	12,000	85 dB(A)	20 (566)	1/4 (6)	1/8 (3)	1/4" NPT	1.6 (0.7)	5.4 (137)	4 (102)
58039	Rear	.4 (298)	12,000	79 dB(A)	21 (595)	1/4 (6)	1/8 (3)	1/4" NPT	1.4 (0.6)	7.5 (190)	3.8 (97)

**Tune-Up Kit: No. 96179** (page 267) • Additional Specifications: Air Pressure 90 PSIG (6.2 Bar)



# Dynabrade Systems & Solutions



For Gear-Driven & Finishing Sanders – Suggested Tool/Accessory Combinations

TOOL	ABRASIVE	ACCESSORIES	
<b>DynaLocke® Dual-Action Sander</b> Model 58430 <i>Two-Hand, Non-Vacuum</i> 12,000 RPM Page 166	<b>5" Dia. Abrasive Discs</b> Non-Vacuum Page 275	<b>Backup Pad</b> 54326 <i>Non-Vacuum</i> Page 231	<b>Tune-Up Kit</b> 98220 Page 267
<b>Gear-Driven Sander</b> Model 58446 <i>Two-Hand, Central Vacuum</i> 900 RPM Page 168	<b>8" Dia. Abrasive Discs</b> Vacuum Page 275	<b>Backup Pad</b> 56235 <i>Vacuum</i> Page 234	<b>Grease &amp; Grease Gun</b> 95542, 95541 Page 254
<b>Dynafine® Detail Sander</b> Model 57900 <i>7" Offset, 13,000 RPM, .12 hp</i> Page 170	<b>Triangular &amp; Tear-Drop Abrasives</b> Non-Vacuum and Vacuum Page 278	<b>Triangular &amp; Tear-Drop Pads</b> Page 236	<b>Raised Panel Pad Kit</b> 57905 Page 236
<b>Dynabug® Orbital Sander</b> Model 57810 <i>Non-Vacuum</i> 10,000 RPM, .24 hp Page 175	<b>Abrasive Sheets</b> Non-Vacuum Page 277	<b>Backup Pad</b> 57850 Page 237	<b>DynaJet Blow Gun</b> 94467 Page 224
<b>Dynabug® II Orbital Sander</b> Model 58500 <i>Non-Vacuum</i> 10,000 RPM, .15 hp Page 176	<b>Abrasive Sheets</b> Non-Vacuum Page 277	<b>Backup Pad</b> 56315 Page 237	<b>Ball-Swivel Plug</b> 97016 Page 223

## ESSENTIAL ACCESSORIES

<b>Metal Capture Downdraft Station</b> 64350 Page 208	<b>Air Lube (10W/NR)</b> 95842 Page 254	<b>Dynüba 100</b> 60005 Page 254	<b>Dynaswivel®</b> 94300 Page 223	<b>Filter-Regulator-Lubricator</b> 10681 Page 224
		<b>Dynüba 26</b> 60020 Page 254	<b>Coupler/Plug Assemblies</b> 95676, 97572 Page 228	<b>Air Hose Assemblies</b> 94863, 94852, 94892 Page 225



# ***DYNABRADE RED TOOLS***

DynaZip Air Tool .....	183	Impact Wrench .....	186
Auto File II .....	184	Right Angle Buffers .....	187
Disc Sanders.....	184	Pistol Grip Buffer .....	188
Die Grinders .....	185	Dual-Piston Sander .....	188
Cut-Off Wheel Tools .....	186	RED-TRED® Eraser Disc Tools .....	189



*The name Dynabrade Red identifies a separate line of tools targeted at the value-minded professional. These portable air tools are designed for workplaces with non high-production applications. As such, Dynabrade Red tools carry the following six-month warranty:*

Following the reasonable assumption that any inherent defect which might prevail in a product will become apparent to the user within 6 months from the date of purchase, "Dynabrade Red" tools are warranted against defects in workmanship and materials under normal use and service. We shall, at our option, repair or replace at our factory, any "Dynabrade Red" tool which shall, within 6 months after delivery to the original purchaser, indicate upon our examination to have been defective. Our obligation is contingent upon proper use of "Dynabrade Red" tools in accordance with factory recommendations, instructions and safety practices. The warranty shall not apply in these cases: Normally wearable parts such as bearings, rotor blades, etc. Consumables such as sanding pads, etc. Misuse, neglect in maintaining tool or tool modification. Lack of lubrication or evidence of rust, dirt or corrosion. Tools requiring normal tune-up or cleaning. Tools being used after they are badly worn such as using ratchet with worn yoke. Ratchet anvils damaged by excessive hand torquing. Use in production-type applications. Products, to be considered for warranty, must be sent back to our factory, transportation prepaid by user. Please send tool back to attention "Repair Department" with note fully explaining the nature of the problem along with a copy of original invoice indicating model and serial number. Return product to: Dynabrade, Inc., Attn. Repair Department, 8989 Sheridan Drive, Clarence, NY 14031-1419.



# DynaZip Air Tool

## Surface Preparation Tool, 4" Diameter



**DYNASWIVEL®**  
PAGE 223

**ACCESSORIES**  
PAGE 222

### Portable Air Tools for the Value-Minded Professional

- Excellent power for effectively removing seam sealer and paint.
- DynaZip tool outperforms conventional spiral-wound wheels without clogging.
- Tool duplicates sand-blasting effect without surface fatigue.

#### Model 18255 *DynaZip Tool with Wire Wheel*

- Tool with wheel guard and handle. Also includes 92245 Wire Wheel (4" dia. x 3/4" wide) and 92284 Hub Assembly. (Hub Assembly includes bolt, hub shield, hub cushion and drive plates for mounting either Wire Wheel or Eraser Wheel.)

#### Model 18253 *DynaZip Tool Only*

- Tool with wheel guard and handle only; no accessories.



**FOR WIRE WHEELS & ERASER WHEELS**  
4" (102 mm) diameter  
SEE PAGE 247

#### Model 18258 *DynaZip Eraser Tool*

- Tool with wheel guard and handle. Also includes 92255 Eraser Wheel (4" dia. x 1-3/16" wide) and 92284 Hub Assembly. (Hub Assembly includes bolt, hub shield, hub cushion and drive plates for mounting either Wire Wheel or Eraser Wheel.)
- Excellent for removing two-sided adhesive molding tape and decal material.
- Eraser Wheel has serrations for improved cooling effect air flow. Also resists heat buildup and reduces "jumping" and vibration.



**WATCH Tool at Work!**



#### Model 18256 *DynaZip Versatility Kit*

- 18255 DynaZip Tool
- 92244 Coarse Wire Wheel (1/2" wire bristle width x 3/4" wide band)
- 92245 Coarse Wire Wheel (3/4" wire bristle width x 3/4" wide band)
- 92255 Eraser Wheel
- 92284 Wheel Hub Assembly – 3/4"
- 92252 Wheel Hub Assembly – 1/2"



Model Number	Motor hp (W)	Motor RPM	Sound Level	Maximum Air Flow SCFM (L/Min)	Hose I.D. Size Inch (mm)	Air Inlet Thread	Spindle Thread	Weight Pound (kg)	Length Inch (mm)	Height Inch (mm)
18255	.4 (298)	3,200	87 dB(A)	28 (793)	3/8 (10)	1/4" NPT	1/4"-20 Male	2.5 (1.1)	12 (305)	5-1/2 (140)
18258	.4 (298)	3,200	87 dB(A)	28 (793)	3/8 (10)	1/4" NPT	1/4"-20 Male	2.5 (1.1)	12 (305)	5-1/2 (140)

Additional Specifications: Air Pressure 90 PSIG (6.2 Bar)



# Auto File II

## Multi-Purpose Abrasive Belt Tool



**COUPLER/PLUG**  
PAGE 228

**ACCESSORIES**  
PAGE 222

### Portable Air Tools for the Value-Minded Professional

**FOR ABRASIVE BELTS**  
1/2" - 3/4" wide x 18", 20-1/2" long  
(13 mm - 19 mm x 457 mm, 521 mm)  
SEE PAGE 270

#### Model 18100 For 18" Long Belts

- Excellent multi-purpose tool for grinding sharp metal edges, rusted bolts, welds, etc. Effective for blending, scuffing grooves and contours.
- Tool includes 11203 Contact Arm for coated abrasive and non-woven nylon belts, 1/2" wide by 18" long.
- Will also run belts 3/4" wide by 18" long. (See page 14 for full array of compatible Contact Arms.)

#### Model 18101 For 20-1/2" Long Belts

- Tool includes 11287 Contact Arm for coated abrasive and non-woven nylon belts, 5/8" or 3/4" wide by 20-1/2" long.



Model 18100

#### Four-In-One Versatility Kit:

#### Belt Tool • Die Grinder • Cut-Off Tool • Disc Sander

- Each kit includes these convenient, quick-change accessories: 50292 Cut-Off Guard, 50269 Flange, 51347 Locking-Type Pad (3" dia., 3/8"-24), 40014 Belt Housing Assembly, 94300 Dynaswivel® (see page 223), Abrasive Belt, Abrasive Disc, Wrenches, all in deluxe carrying case.

#### Model 18025 For 18" Long Belts

- 18100 basic tool, with 11203 Contact Arm for coated abrasive and non-woven nylon belts, 3/4" wide by 18" long. Also includes 50010 Collet (1/4") for Die Grinder use.

#### Model 18026 For 20-1/2" Long Belts

- 18101 basic tool, with 11287 Contact Arm for coated abrasive and non-woven nylon belts, 5/8" or 3/4" wide by 20-1/2" long. Also includes 50015 Collet (6 mm) for Die Grinder use.



Model 18025

# Disc Sanders

## 2" and 3" Diameter



**DYNASWIVEL®**  
PAGE 223

**ACCESSORIES**  
PAGE 222

### Portable Air Tools for the Value-Minded Professional

**FOR ABRASIVE DISCS**  
2" and 3" diameters  
(51 mm and 76 mm)  
SEE PAGE 279

- 7° offset handle for added comfort and control. Tool includes safety-lock lever. Gearless design; front exhaust.
- Composite tool grip absorbs vibration and reduces cold air transmission to the operator.

#### Model 18160 For 2" Diameter Abrasive Discs

- Includes pad for locking-type abrasive discs, 2" diameter.

#### Model 18180 For 3" Diameter Abrasive Discs

- Includes pad for locking-type abrasive discs, 3" diameter.



Model 18160



**Gearless**

Model Number	Motor hp (W)	Motor RPM	Sound Level	Maximum Air Flow SCFM (L/Min)	Hose I.D. Size Inch (mm)	Air Inlet Thread	Spindle Thread	Weight Pound (kg)	Length Inch (mm)	Height Inch (mm)
18100/18101	.5 (373)	20,000	81 dB(A)	22 (623)	3/8 (10)	1/4" NPT	—	2.8 (1.3)	15 (381)*	5 (127)
18160	.5 (373)	20,000	78 dB(A)	22 (623)	3/8 (10)	1/4" NPT	1/4"-20 Male	1.8 (0.8)	8-1/2 (216)	5-1/2 (140)
18180	.5 (373)	20,000	78 dB(A)	22 (623)	3/8 (10)	1/4" NPT	3/8"-24 Male	1.9 (0.9)	8-1/4 (210)	5-1/4 (133)

Additional Specifications: Air Pressure 90 PSIG (6.2 Bar)

\*18101 Length is 16-1/4" (413 mm).

# Die Grinders

## Straight Line, Right Angle, 7° Offset



COUPLER/PLUG  
PAGE 228

DYNAJET  
PAGE 224

### Portable Air Tools for the Value-Minded Professional

FOR CARBIDE BURRS, ROTARY  
FILES, MOUNTED POINTS,  
WHEELS AND DISCS  
SEE PAGE 251

#### Straight Line Die Grinder, .2 hp

- Compact, lightweight design.
- Includes safety-lock lever; rear exhaust.
- Smooth, efficient air motor with built-in speed regulator.
- Composite tool grip absorbs vibration and reduces cold air transmission.

#### Model 18000 1/4" Collet

- Optional 1/8" collet insert: 18432.

#### Model 18001 6 mm Collet

- Optional 6 mm collet insert: 18431.



#### Right Angle Die Grinder, .2 hp

- Compact, lightweight design permits easy access to tight areas.
- Includes safety-lock lever; rear exhaust.
- Composite tool grip absorbs vibration and reduces cold air transmission to operator.

#### Model 18010 1/4" Collet

- Optional 1/8" collet insert: 18432.

#### Model 18011 6 mm Collet

- Optional 6 mm collet insert: 18431.



#### 7° Offset Die Grinder, .5 hp

#### Model 18020 1/4" Collet

- 7° offset handle offers added comfort and control.
- Includes safety-lock lever; front exhaust.
- Gearless design for reduced downtime and maintenance.
- Composite tool grip absorbs vibration and reduces cold air transmission to operator.



#### Die Grinder / Disc Sander Kit

#### Model 18015

- Kit offers two tools in one! Comes complete with accessories for easy conversion to Die Grinder or Disc Sander.
- Ideal for surface preparation, scuffing, deburring, etc.
- Includes 18010 Die Grinder (see above), locking-type backup pad (3" diameter), 1/4"-20 shank, 94300 Dynaswivel® (see page 223), assortment of 3" diameter abrasive discs (coated and non-woven nylon), all in durable carrying case.



Model Number	Motor hp (W)	Motor RPM	Sound Level	Maximum Air Flow SCFM (L/Min)	Hose I.D. Size Inch (mm)	Air Inlet Thread	Weight Pound (kg)	Length Inch (mm)	Height Inch (mm)
18000/18001	.2 (149)	25,000	80 dB(A)	28 (793)	3/8 (10)	1/4" NPT	1 (.45)	6-1/2 (165)	1-3/4 (44)
18010/18011	.2 (149)	20,000	78 dB(A)	19 (538)	3/8 (10)	1/4" NPT	1.3 (.59)	6-1/2 (165)	3 (76)
18020	.5 (373)	20,000	78 dB(A)	22 (623)	3/8 (10)	1/4" NPT	1.9 (0.9)	8 (203)	5-3/4 (146)

Additional Specifications: Air Pressure 90 PSIG (6.2 Bar)

# Cut-Off Wheel Tools

## 7° Offset and Long Neck



**DYNASWIVEL®**  
PAGE 223

**ACCESSORIES**  
PAGE 222

### Portable Air Tools for the Value-Minded Professional

**FOR CUT-OFF WHEELS**  
3" diameter (76 mm) with  
3/8" (10 mm) center hole  
SEE PAGE 281

#### Model 18080 7° Offset Cut-Off Wheel Tool

- Accepts optional Cut-Off Wheels, 3" in diameter with 3/8" center hole.
- 7° offset handle provides maximum comfort and control.
- Gearless design for reduced downtime and maintenance.
- Front exhaust keeps work surface clear. 20,000 RPM.
- Composite tool grip absorbs vibration and reduces cold air transmission to operator.
- **Important: Speed of tool must not exceed maximum operating speed of accessory. Always use proper guards, wear eye gear and body protection.**



**Gearless**

#### Model 18075 Long Neck Cut-Off Wheel Tool

- Accepts optional Cut-Off Wheels, 3" in diameter with 3/8" center hole.
- Extension design offers easy access to tight or confined areas. Design also allows for easier straight-type cuts. Also offers improved visibility of work piece.
- Rear exhaust; 20,000 RPM.
- Composite tool grip absorbs vibration and reduces cold air transmission to operator.
- **Important: Speed of tool must not exceed maximum operating speed of accessory. Always use proper guards, wear eye gear and body protection.**



Wheel Sold Separately

# Impact Wrench

## Pin Retainer Design for Single Socket Use



**COUPLER/PLUG**  
PAGE 228

**ACCESSORIES**  
PAGE 222

### Portable Air Tools for the Value-Minded Professional

#### Model 18063 Impact Wrench, 1/2" Drive

- For efficient loosening and tightening of bolts, lug nuts, etc. Pistol grip with easy on/off trigger.
- Tool's pin retainer design offers optimum long-term use of single socket.
- Ideal for industrial operators employing one socket per wrench.
- Adjustable torque settings (torque: 600 ft./lbs.).
- 7,000 RPM; rear exhaust.



Model Number	Motor hp (W)	Motor RPM	Sound Level	Maximum Air Flow SCFM (L/Min)	Hose I.D. Size Inch (mm)	Air Inlet Thread	Weight Pound (kg)	Length Inch (mm)	Height Inch (mm)
18063	—	7,000	89 dB(A)	28 (793)	3/8 (10)	1/4" NPT	6 (2.7)	7-3/4 (197)	7-3/4 (197)
18075	.5 (373)	20,000	87 dB(A)	28 (793)	3/8 (10)	1/4" NPT	2 (0.9)	12 (305)	3-1/2 (89)
18080	.5 (373)	20,000	85 dB(A)	22 (623)	3/8 (10)	1/4" NPT	2.2 (1)	8-3/4 (222)	5 (127)

Additional Specifications: Air Pressure 90 PSIG (6.2 Bar)



# Right Angle Buffers

3", 5"-8" Diameters



DYNAJET  
PAGE 224

ACCESSORIES  
PAGE 222

*Portable Air Tools for the Value-Minded Professional*

**FOR POLISHING BUFFS**  
3" (76 mm), 5"-8" (127 mm-203 mm) diameters  
SEE PAGE 239

## Right Angle Buffer, 3" Diameter

- Tool includes 50126 Hook-Face Backup Pad (3" dia.) and 90034 Wool Buff (3-1/2" dia.).
- Ideal for buffing and polishing in small areas.
- Built-in speed control.
- 3/8"-24 male spindle. Safety-lock lever. Rear exhaust.

**Model 18055 2,300 RPM**

**Model 18056 3,200 RPM**



Model  
18255

## Right Angle Buffer/Spot Sander Kit

### Model 18058

- Excellent kit for spot repair and buffing/polishing. Angle-head tool design permits access to difficult areas.

#### Includes:

- 18055 2,400 RPM tool
- 50122 3" Hook-Face Backing Pad (3/8"-24)
- 90027 3" Terry Cloth Bonnet
- 90028 3" Synthetic Wool Pad
- 90034 3" Natural Wool Pad
- 90038 3" White Polishing Foam Pad
- 90044 3" Yellow Cutting Foam Pad
- 95723 4 oz. Finesse Creme
- 95727 4 oz. Dynabrade Glaze
- 54034 Random Orbit Sanding Head
- 54018 1-1/4" Sanding Pad
- 93191 Sample 9-Micron 1-1/4" Abrasive Discs
- 94300 Dynaswivel®
- Wrenches for Accessory Changes
- Deluxe Storage/Carry Case



Model  
18058

## Right Angle Buffer, 5"-8" Diameter

### Model 18050

- 0 - 2,500 RPM free speed. Accepts 5" to 8" diameter buffs.
- Insulated handle reduces cold air transmission to the operator.
- 5/8"-11 male spindle.
- Lightweight and compact in size.
- Rear exhaust, variable speed safety-lock lever throttle.
- Soft-grip handle can be positioned for right or left hand operation.
- Backup pad (50853) and polishing bonnet (90082) sold separately.



Model  
18050

Model Number	Motor hp (W)	Motor RPM	Pad Size Inch (mm)	Sound Level	Maximum Air Flow SCFM (L/Min)	Hose I.D. Size Inch (mm)	Spindle Thread	Weight Pound (kg)	Length Inch (mm)	Height Inch (mm)
18050	.7 (522)	0-2,500	5-8 (127-203)	80 dB(A)	27 (765)	3/8 (10)	5/8"-11 Male	5.3 (2.4)	12 (305)	4 (102)
18055	.4 (298)	2,300	3 (76)	87 dB(A)	28 (793)	3/8 (10)	3/8"-24 Male	2 (0.9)	10-3/8 (263)	2-1/2 (63)
18056	.4 (298)	3,200	3 (76)	87 dB(A)	28 (793)	3/8 (10)	3/8"-24 Male	2 (0.9)	10-3/8 (263)	2-1/2 (63)

Additional Specifications: Air Pressure 90 PSIG (6.2 Bar) • Air Inlet Thread 1/4" NPT

# Pistol Grip Buffer

## Accepts 3" Diameter Buffing Accessories



**DYNASWIVEL®**  
PAGE 223

**ACCESSORIES**  
PAGE 222

*Portable Air Tools for the Value-Minded Professional*

**FOR POLISHING BUFFS**  
3" diameter (76 mm)  
SEE PAGE 239

### Model 18068 3/8"-24 Thread

- Operates at 2,500 RPM, ideal for a variety of buffing applications.
- Includes 50126 Hook-Face Backing Pad, for accepting optional buffs and bonnets 3" (76 mm) in diameter (see Versatility Kit on page 189).
- Ergonomic pistol grip design enhances operator comfort.
- To run 92295 RED-TRED® Eraser Disc Assembly, order optional 55066 Adapter (converts 3/8"-24 spindle thread to 5/8"-11 thread).



Model  
18068

Model Number	Motor hp (W)	Motor RPM	Pad Dia. Inch (mm)	Sound Level	Max. Air Flow SCFM (LPM)	Spindle Thread	Air Inlet Thread	Weight Pound (kg)	Length Inch (mm)	Height Inch (mm)
18068	.18 (134)	2,500	3 (72)	80 dB(A)	23 (651)	3/8"-24	1/4" NPT	1.7 (0.8)	5 (128)	6-3/8 (162)

Additional Specifications: Air Pressure 90 PSIG (6.2 Bar)

# Dual-Piston Sander

## In-Line Sander

*Achieve Consistent Finishes on Large Work Surfaces*

**FOR ABRASIVE SHEETS**  
2-3/4" wide x 17" long (70 mm x 432 mm)  
NOT INCLUDED

### Model 18066

- 2,500 strokes per minute.
- Long board air-powered sander, two-handed operation.
- Accepts 2-3/4" wide x 17" long (70 mm x 432 mm) abrasive sheets.
- Includes rubber backup pad, 2-3/4" wide by 16" long (70 mm x 406 mm), with clips for securing abrasive sheets.



Model  
18066

Model Number	Maximum Air Flow SCFM (LPM)	Air Pressure PSIG (Bar)	Air Inlet Thread	Weight Pound (kg)	Stroke Length Inch (mm)	Pad Size Inch (mm)	Paper Size Inch (mm)
18066	14 (396)	90 (6.2)	1/4" NPT	6 (2.7)	1 (25)	2-3/4 x 16 (70 x 406)	2-3/4 x 17-1/2 (70 x 445)

# RED-TRED® Eraser Disc Tools

## For Use With RED-TRED® Eraser Disc (Page 247)

DYNAJET  
PAGE 224ACCESSORIES  
PAGE 222FOR RED-TRED®  
ERASER DISCS  
SEE PAGE 247

*Ideal for Removing Decals, Pinstriping & Tapes*

### RED-TRED® Eraser Disc Pistol Grip Tool

- Fast graphics removal in pistol grip design!

**Model 18069** 5/8"-11 Thread**Model 18072** M14x2 Thread

- Model 18069 includes 92295 RED-TRED® Disc Assembly (5/8"-11 thread).
- Model 18072 includes 92296 RED-TRED® Disc Assembly (M14x2 thread).
- Efficiently removes graphics, decals, pinstriping and tape without harming the paint.
- Ergonomic pistol grip design enhances operator comfort.
- Tool is also ideal for running optional buffing accessories (see Versatility Kit).



For best results slowly pull tool toward you while moving it side-to-side, applying light to medium pressure. Start tool OFF work surface, then move tool OFF surface before stopping it.



### Pistol Grip Eraser Disc/Buffering Versatility Kit

- Everything needed for graphics removal and buffing!

#### 18071 Kit

- 18068 Pistol Grip Buffer (see page 188), with 50126 Hook-Face Backing Pad
- 92295 RED-TRED® Eraser Disc Assembly (5/8"-11 thread)
- 90027 Terry Cloth Pad and 90080 Sheepskin Pad
- 90038 Polishing Foam Pad and 90044 Foam Cutting Pad
- 55066 Spindle Thread Adapter (converts 3/8"-24 thread to 5/8"-11)
- 95281 Open-End Wrench (19 mm)

Model  
18071

### RED-TRED® Eraser Disc Standard Duty Tool

**Model 18067** 5/8"-11 Thread, .4 hp

- 2,300 RPM right angle tool includes 92295 RED-TRED® Eraser Disc Assembly.
- Compact, comfortable design easily reaches into tight areas.
- Rear exhaust tool is speed-mated for optimum performance.
- Offers greater visibility on work surface. Includes fully adjustable side handle.

Model  
18067

### RED-TRED® Eraser Disc Heavy-Duty Tool

**Model 51510** 5/8"-11 Thread, .7 hp**Model 51511** M14x2 Thread, .7 hp

- More powerful tool is ideal for aggressive applications.
- 2,500 RPM variable-speed tool includes 92295 RED-TRED® Eraser Disc Assembly.
- Comfortable side handle is adjustable for left or right hand use.

Model  
51510

Model Number	Motor hp (W)	Motor RPM	Pad Dia. Inch (mm)	Sound Level	Max. Air Flow SCFM (LPM)	Air Inlet Thread	Weight Pound (kg)	Length Inch (mm)	Height Inch (mm)
18067	.4 (298)	2,300	4 (105)	82 dB(A)	28 (793)	1/4" NPT	3 (1.4)	11-7/8 (301)	2-3/4 (71)
18069/18072	.18 (134)	2,500	4 (102)	80 dB(A)	23 (651)	1/4" NPT	2.5 (1.1)	5.3 (135)	7 (178)
51510/51511	.7 (522)	2,500	4 (105)	80 dB(A)	27 (765)	1/4" NPT	5 (2.7)	12-1/2 (319)	4-1/4 (108)

Additional Specifications: Air Pressure 90 PSIG (6.2 Bar)






# ***ABRASIVE MACHINERY***

Bench & Pedestal Belt Grinders ..191  
Bench & Pedestal Disc Grinder ....193  
Versatility Grinder .....194  
Electric Tool Post Grinder.....200

Air Tool Post Grinder .....201  
SuperFinisher .....202  
Coolant Filtration System.....203

***DYNABRADE.COM***



# Bench & Pedestal Belt Grinders

## Versatile Three-Wheel Belt Grinding Machine

*Powers Abrasive Belts 2" wide by 60" long (51 mm x 1,524 mm)*

FOR ABRASIVE BELTS  
2" wide x 60" long  
(51 mm x 1,524 mm)  
SEE PAGE 272

*NEW Dynabrade Bench & Pedestal Belt Grinder is ideal for a variety of applications, including grinding, deburring, finishing, shaping, fitting, plus removing flash and parting lines. Machine design allows smooth grinding from contact wheel, and sanding or finishing from slack of belt. Offered in complete range of electrical configurations (see chart below).*

### Models 67900 – 67913

- Amazing versatility – grind from contact wheel or platen; finish from slack of belt.
- Fully guarded to meet all OSHA standards.
- Work rest is adjustable to ensure accurate angle grinding.
- Quick and easy belt change minimizes downtime and increases efficiency.
- Can be bench-mounted or attached to optional 67500 adjustable Pedestal Stand, as shown.
- Optional 67965 Vacuum Scoop also available, for efficient capture of dust and debris.

**NEW!**

ABRASIVE MACHINERY



67500  
Pedestal  
Stand



Model 67900  
mounted to  
optional 67500  
Pedestal Stand.



Model  
67900



Model  
67902

Model Number	Motor hp (W)	Full Load Amperage	Voltage/Phase/Frequency	SFPM (SM/Min)	Sound Level	Weight Pound (kg)	Height Inch (mm)	Width Inch (mm)	Length Inch (mm)
67900	1.5 (1,119)	12.1	115 / 1 / 60	8,000 (2,438)	85 dB(A)	110 (50)	27 (686)	21 (533)	20 (508)
67901	1.5 (1,119)	6	230 / 1 / 60	8,000 (2,438)	85 dB(A)	110 (50)	27 (686)	21 (533)	20 (508)
67902	1.5 (1,119)	4.6	230 / 3 / 60	8,000 (2,438)	85 dB(A)	110 (50)	27 (686)	21 (533)	20 (508)
67903	1.5 (1,119)	2.3	460 / 3 / 60	8,000 (2,438)	85 dB(A)	110 (50)	27 (686)	22 (559)	20 (508)
67904	3 (2,238)	7.6	230 / 3 / 60	8,000 (2,438)	85 dB(A)	120 (54)	27 (686)	22 (559)	20 (508)
67905	3 (2,238)	3.8	460 / 3 / 60	8,000 (2,438)	85 dB(A)	120 (54)	27 (686)	21 (533)	20 (508)
67906	1.5 (1,119)	15.2	115 / 1 / 60	4,000 (1,219)	85 dB(A)	110 (50)	27 (686)	21 (533)	20 (508)
67907	1.5 (1,119)	7.6	230 / 1 / 60	4,000 (1,219)	85 dB(A)	110 (50)	27 (686)	21 (533)	20 (508)
67908	1.5 (1,119)	4.8	230 / 3 / 60	4,000 (1,219)	85 dB(A)	110 (50)	27 (686)	21 (533)	20 (508)
67909	1.5 (1,119)	2.4	460 / 3 / 60	4,000 (1,219)	85 dB(A)	110 (50)	27 (686)	21 (533)	20 (508)
67910	3 (2,238)	8.6	230 / 3 / 60	4,000 (1,219)	85 dB(A)	120 (54)	27 (686)	22 (559)	20 (508)
67911	3 (2,238)	4.3	460 / 3 / 60	4,000 (1,219)	85 dB(A)	120 (54)	27 (686)	22 (559)	20 (508)
67912	1.5 (1,119)	20	115 / 1 / 60	800-8,000 (244-2,438)	85 dB(A)	110 (50)	27 (686)	21 (533)	20 (508)
67913	1.5 (1,119)	10	230 / 1 / 60	800-8,000 (244-2,438)	85 dB(A)	110 (50)	27 (686)	21 (533)	20 (508)



# Bench & Pedestal Belt Grinders

## Versatile Two-Wheel Belt Grinding Machine for Heavy Duty Use

*Powers Abrasive Belts 2-1/2" wide by 60" long (64 mm x 1,524 mm)*

FOR ABRASIVE BELTS  
2-1/2" wide x 60" long  
(64 mm x 1,524 mm)  
**NOT INCLUDED**

*NEW Dynabrade Bench & Pedestal Belt Grinder is ideal for heavy duty grinding applications, working from the contact wheel or platen pad. Machine design allows rotation of housing from vertical to horizontal positions, for optimum grinding efficiency. Offered in complete range of electrical configurations (see chart below).*

### Models 67800 – 67813

- Grind from contact wheel or platen; ideal for countless heavy duty applications.
- Fully guarded to meet all OSHA standards.
- Work rest is adjustable to ensure accurate bevel grinding.
- Quick and easy belt change minimizes downtime and increases efficiency.
- Can be bench-mounted or attached to optional 67500 adjustable Pedestal Stand, as shown.
- Optional 67966 Vacuum Scoop also available, for efficient capture of dust and debris.

**NEW!**

*Housing rotates to horizontal position!*




67500  
Pedestal  
Stand



*Model 67800  
mounted to  
optional 67500  
Pedestal Stand.*



Model  
67800



Model  
67802

Model Number	Motor hp (W)	Full Load Amperage	Voltage/Phase/Frequency	SFPM (SM/Min)	Sound Level	Weight Pound (kg)	Height Inch (mm)	Width Inch (mm)	Length Inch (mm)
67800	1.5 (1,119)	12.1	115 / 1 / 60	8,000 (2,438)	85 dB(A)	110 (50)	29 (737)	21 (533)	29 (737)
67801	1.5 (1,119)	6	230 / 1 / 60	8,000 (2,438)	85 dB(A)	110 (50)	29 (737)	21 (533)	29 (737)
67802	1.5 (1,119)	4.6	230 / 3 / 60	8,000 (2,438)	85 dB(A)	110 (50)	29 (737)	21 (533)	29 (737)
67803	1.5 (1,119)	2.3	460 / 3 / 60	8,000 (2,438)	85 dB(A)	110 (50)	29 (737)	21 (533)	29 (737)
67804	3 (2,238)	7.6	230 / 3 / 60	8,000 (2,438)	85 dB(A)	120 (54)	29 (737)	22 (559)	29 (737)
67805	3 (2,238)	3.8	460 / 3 / 60	8,000 (2,438)	85 dB(A)	120 (54)	29 (737)	22 (559)	29 (737)
67806	1.5 (1,119)	15.2	115 / 1 / 60	4,000 (1,219)	85 dB(A)	110 (50)	29 (737)	21 (533)	29 (737)
67807	1.5 (1,119)	7.6	230 / 1 / 60	4,000 (1,219)	85 dB(A)	110 (50)	29 (737)	21 (533)	29 (737)
67808	1.5 (1,119)	4.8	230 / 3 / 60	4,000 (1,219)	85 dB(A)	110 (50)	29 (737)	21 (533)	29 (737)
67809	1.5 (1,119)	2.4	460 / 3 / 60	4,000 (1,219)	85 dB(A)	110 (50)	29 (737)	21 (533)	29 (737)
67810	3 (2,238)	8.6	230 / 3 / 60	4,000 (1,219)	85 dB(A)	120 (54)	29 (737)	22 (559)	29 (737)
67811	3 (2,238)	4.3	460 / 3 / 60	4,000 (1,219)	85 dB(A)	120 (54)	29 (737)	22 (559)	29 (737)
67812	1.5 (1,119)	20	115 / 1 / 60	800-8,000 (244-2,438)	85 dB(A)	110 (50)	29 (737)	21 (533)	29 (737)
67813	1.5 (1,119)	10	230 / 1 / 60	800-8,000 (244-2,438)	85 dB(A)	110 (50)	29 (737)	21 (533)	29 (737)



# Bench & Pedestal Disc Grinders

## Versatile Disc Grinding Machine for Countless Applications

**Powers Abrasive Discs 12" (305 mm) in Diameter**

FOR ABRASIVE DISCS  
12" (305 mm) diameter  
NOT INCLUDED

*NEW Dynabrade Bench & Pedestal Disc Grinder is ideal for a variety of applications, including grinding and deburring castings or fabricated parts. Also used for shaping, flat grinding and contouring on metal, wood and plastic. Machine design allows quick disc change, and easy adjustment of work table for optimum efficiency. Offered in complete range of electrical configurations (see chart below).*

### Models 67600 – 67605

- Adjustable work table with miter ensures accurate angle grinding.
- Runs in forward and reverse modes.
- Fully guarded with adjustable work rest to meet all OSHA standards.
- Quick and easy disc change minimizes downtime and increases efficiency.
- Can be bench-mounted or attached to optional 67500 adjustable Pedestal Stand, as shown.

**NEW!**



### 67500 Pedestal Stand

**For All Bench & Pedestal Models**

- Quick and easy height adjustment, from 28" to 38" high.
- Rigid assembly with capacity up to 300 pounds.
- 1/4" steel tool mount plate and pedestal base.



**Model 67600 mounted to optional 67500 Pedestal Stand.**



Model Number	Motor hp (W)	Full Load Amperage	Voltage/Phase/Frequency	RPM	Sound Level	Weight Pound (kg)	Height Inch (mm)	Width Inch (mm)	Length Inch (mm)
67600	1 (746)	13.4	115 / 1 / 60	1,725	70 dB(A)	90 (41)	17 (432)	18 (457)	21 (533)
67601	1 (746)	6.7	230 / 1 / 60	1,725	70 dB(A)	90 (41)	17 (432)	18 (457)	21 (533)
67602	1.5 (1,119)	20	115 / 1 / 60	500-1,725	70 dB(A)	90 (41)	17 (432)	18 (457)	21 (533)
67603	1.5 (1,119)	10	230 / 1 / 60	500-1,725	70 dB(A)	90 (41)	17 (432)	18 (457)	21 (533)
67604	1.5 (1,119)	6.9	230 / 3 / 60	500-1,725	70 dB(A)	90 (41)	17 (432)	18 (457)	21 (533)
67605	1.5 (1,119)	3.6	460 / 3 / 60	500-1,725	70 dB(A)	90 (41)	17 (432)	18 (457)	21 (533)

# Versatility Grinder

## Electric Abrasive Belt Machine



**CONTACT ARMS**  
PAGE 196

**ACCESSORIES**  
PAGE 195

### Ideal for an Extensive Variety of Finishing Applications

- Versatility Grinder powers 72" abrasive belts in widths from 1/4" to 2", to provide a wide variety of finishing solutions.
- Ideal for use on castings and forgings, turbine blades, medical implants, investment castings and more.
- Each model on page includes 67212 Contact Arm (see page 198).
- Sleek, compact design for easy space-saving set up.
- Combines linear tracking adjustment with conventional pivot tracking, for optimum belt tracking control.
- Adjustable air belt tensioning; pivoting arm assembly.
- Includes efficient through-housing vacuum port (see page 195 for optional Vacuum Scoop Assembly).

**FOR ABRASIVE BELTS**  
1/4"-2" wide x 72" long  
(6 mm-51 mm x 1,829 mm)  
SEE PAGE 270

### Variable Speed Models

- Design allows change of belt direction from forward to reverse.

**Model 64900** 600 - 4,000 SFPM, 115 V (AC)

**Model 64901** 600 - 4,000 SFPM, 230 V (AC)

**Model 64902** 2,000 - 8,000 SFPM, 230 V (AC)


**Model 64903** 2,000 - 8,000 SFPM, 460 V (AC)

### Fixed Speed Models


- Forward direction only.

**Model 64904** 5,400 SFPM, 115 V (AC)

**Model 64905** 5,400 SFPM, 230 V (AC)



**115 V (AC)**




**230 V (AC)**

### CE Variable Speed Model

- Design allows change of belt direction from forward to reverse.

**Model 64881** 600 - 4,000 SFPM, 230 V (AC)

- This model carries the CE (European Conformity) mark, signifying that it complies with all essential requirements of relevant European health, safety and environmental protection legislation.
- Shown with optional Vacuum Scoop Assembly (see page 195).



"Pivot mount" assembly allows operator to adjust Contact Arm to any angle for peak efficiency.

Model Number	Motor hp (W)	Abrasive Belt Size Inch (mm)	Max. SFPM (SM/Min)	Voltage	Phase	Frequency	Weight Pound (kg)	Length Inch (mm)	Height Inch (mm)
64881	1 (746)	1/4-2 (6-51) x 72 (1,829)	600-4,000 (183-1,219)	230	1	50 Hz	120 (55)	33 (838)	22 (559)
64900	1 (746)	1/4-2 (6-51) x 72 (1,829)	600-4,000 (183-1,219)	115	1	50/60 Hz	120 (55)	33 (838)	22 (559)
64901	1 (746)	1/4-2 (6-51) x 72 (1,829)	600-4,000 (183-1,219)	230	1	50/60 Hz	120 (55)	33 (838)	22 (559)
64902	3 (2,232)	1/4-2 (6-51) x 72 (1,829)	2,000-8,000 (610-2,438)	230	3	50/60 Hz	120 (55)	33 (838)	22 (559)
64903	3 (2,232)	1/4-2 (6-51) x 72 (1,829)	2,000-8,000 (610-2,438)	460	3	50/60 Hz	120 (55)	33 (838)	22 (559)
64904	1.5 (1,119)	1/4-2 (6-51) x 72 (1,829)	5,400 (1,647)	115	1	50/60 Hz	120 (55)	33 (838)	22 (559)
64905	1.5 (1,119)	1/4-2 (6-51) x 72 (1,829)	5,400 (1,647)	230	1	50/60 Hz	120 (55)	33 (838)	22 (559)

# Versatility Grinder

## Electric Abrasive Belt Machine



CONTACT ARMS  
PAGE 196

ACCESSORIES  
BELOW

*Ideal for an Extensive Variety of Finishing Applications*

FOR ABRASIVE BELTS  
2" wide x 72" long  
(51 mm x 1,829 mm)  
SEE PAGE 273

### "Slack Action," Variable Speed Model

- Machine offers simplified design that eliminates belt tension rollers to reduce maintenance costs.
- Design also allows greater use of abrasive belt slack areas. Operator has flexibility to finish workpiece on belt slack in a variety of positions, for optimum efficiency.
- Grind on Contact Wheel for fast material removal, then polish with slack of belt.
- Ideal for use on castings and forgings, turbine blades, medical implants, golf club parts, piping, investment castings and more.
- Linear belt tracking adjustment works with conventional tracking system for superior abrasive belt control.
- Heavy-duty, 2" dia. x 2" wide Contact Arm (67215) included.

#### Model 64860

600 - 4,000 SFPM, 115 V (AC), 1 hp

#### Model 64861

600 - 4,000 SFPM, 230 V (AC), 1 hp

#### Model 64862

2,000 - 8,000 SFPM, 230 V (AC), 3 hp

#### Model 64863

2,000 - 8,000 SFPM, 460 V (AC), 3 hp



115 V (AC)

Model Number	Motor hp (W)	Abrasive Belt Size Inch (mm)	Max. SFPM (SM/Min)	Voltage	Phase	Frequency	Weight Pound (kg)	Length Inch (mm)	Height Inch (mm)
64860	1 (746)	2 (51) x 72 (1,829)	600-4,000 (183-1,219)	115	1	50/60 Hz	120 (55)	33 (838)	22 (559)
64861	1 (746)	2 (51) x 72 (1,829)	600-4,000 (183-1,219)	230	1	50/60 Hz	120 (55)	33 (838)	22 (559)
64862	3 (2,237)	2 (51) x 72 (1,829)	2,000-8,000 (610-2,438)	230	3	50/60 Hz	120 (55)	33 (838)	22 (559)
64863	3 (2,237)	2 (51) x 72 (1,829)	2,000-8,000 (610-2,438)	460	3	50/60 Hz	120 (55)	33 (838)	22 (559)

# Versatility Grinder Accessories

### 1 hp Electric Motor Variable Speed

#### 64870

- 1 hp (746 W), 115 Volt, 1 Phase, 50/60 Hz



#### 64871

- 1 hp (746 W), 230 Volt, 1 Phase, 50/60 Hz

### 1.5 HP Electric Motor Fixed Speed

#### 64872

- 1.5 hp (1,119 W), 115 Volt, 1 Phase, 50/60 Hz



#### 64873

- 1.5 hp (1,119 W), 230 Volt, 1 Phase, 50/60 Hz

### 3 hp Electric Motor Variable Speed

#### 64874

- 3 hp (2,237 W), 230 Volt, 3 Phase, 50/60 Hz




#### 64875

- 3 hp (2,237 W), 460 Volt, 3 Phase, 50/60 Hz

### Vacuum Scoop Assembly

#### 64932

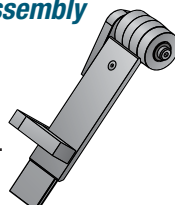
- Attaches to "thru-housing" vacuum port, for efficient collection of sanding debris.



### Platen Assembly

#### 64962

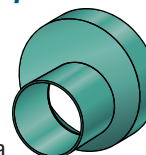
- Ideal for platen grinding.



### Vacuum Adapter

#### 64923

- For connection to 2-1/2" (63mm) dia. vacuum hose.



### Pedestal Assembly

#### 64895






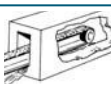















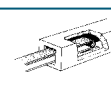







- For easy positioning of machine. Frees up additional work space.


















ABRASIVE MACHINERY





# Versatility Grinder Contact Arms

Part Number	Comments	Belt Size	Contact Wheel Assembly (includes bearing and shaft)	Platen Pad
11200	  <ul style="list-style-type: none"> <li>• Work on broad areas</li> <li>• Leave in-line scratch</li> <li>• Blend spot welds</li> <li>• 4,000 SFPM Maximum</li> </ul>	1/2" x 72"	11088 5/8" dia. x 3/8" wide, rubber	11025 1/2" wide
11201	  <ul style="list-style-type: none"> <li>• Enter channels as small as 7/16"</li> <li>• 2,000 SFPM Maximum</li> </ul>	1/2" x 72"	11068 5/16" dia. x 3/8" wide, steel	11027 1/2" wide
11202	  <ul style="list-style-type: none"> <li>• Enter 5/16" x 3/4" openings</li> <li>• 2,000 SFPM Maximum</li> </ul>	1/4" x 72"	11074 5/8" dia. x 1/8" wide, rubber	11032 1/4" wide
11203	  <ul style="list-style-type: none"> <li>• Grind over contact wheel or platen</li> <li>• Order 11312 for heavy-duty, or 11325 for steel platen version</li> <li>• 4,000 SFPM Maximum</li> </ul>	1/2" x 72"	11078 5/8" dia. x 3/8" wide, rubber	11025 1/2" wide
11204	  <ul style="list-style-type: none"> <li>• Unique offset design</li> <li>• Strap polishing is easy</li> <li>• 4,000 SFPM Maximum</li> </ul>	1/8", 1/4", 5/16" or 1/2" x 72"	11080 1" dia. x 3/8" wide, radiused rubber	None
11206	  <ul style="list-style-type: none"> <li>• Order 11326 for heavy-duty steel construction version</li> <li>• 4,000 SFPM Maximum</li> </ul>	5/8" or 3/4" x 72"	11282 3/4" dia. x 5/8" wide, rubber	11109 3/4" wide
11220, 11300, 11301, 11341	  <ul style="list-style-type: none"> <li>• Offset design and miniature contact wheels</li> <li>• 2" strap polish in offset area; polish turbine blades and other contours</li> <li>• 2,000 SFPM Maximum</li> </ul>	11220: 5/8" or 3/4" x 72" All Others: 1/2" x 72"	11220: 11352 5/16" x 5/8" wide, steel	None
			11300: 11332 1/4" x 3/8" wide, steel	None
			11301: 11068 5/16" x 3/8" wide, steel	None
			11341: 11342 5/16" x 3/8" wide, rubber	None
11280	  <ul style="list-style-type: none"> <li>• Grind corners, enter grooves, strap polish</li> <li>• "V" shape wheel</li> <li>• 4,000 SFPM Maximum</li> </ul>	1/8" or 1/4" x 72"	11086 1" dia. x 3/8" wide, urethane, tapered	None
11286	  <ul style="list-style-type: none"> <li>• 11024 Steel Platen available</li> <li>• 6-3/4" workable reach</li> <li>• 4,000 SFPM Maximum</li> </ul>	1/2" x 78"	11078 5/8" dia. x 3/8" wide	11025 1/2" wide
11287	  <ul style="list-style-type: none"> <li>• Grind on wheel or platen</li> <li>• 5-1/4" reach</li> <li>• 4,000 SFPM Maximum</li> </ul>	5/8" or 3/4" x 74-1/2"	11282 3/4" x 5/8" wide, rubber	11109 3/4" wide
11314	  <ul style="list-style-type: none"> <li>• File round openings as small as 7/16"</li> <li>• 2,000 SFPM Maximum</li> </ul>	1/4" x 72"	11066 5/16" dia. x 1/8" wide, steel	11034 1/4" wide
11320 Offset Arm	  <ul style="list-style-type: none"> <li>• For flat grinding using platen at or near corners and edges of large radius round</li> <li>• Contact wheel is offset to prevent gouging</li> <li>• 4,000 SFPM Maximum</li> </ul>	1/2" x 72"	5/8" dia. x 3/8" wide, rubber	11026 1/2" wide
11321	  <ul style="list-style-type: none"> <li>• Work on contact wheel or platen pad</li> <li>• 2,000 SFPM Maximum</li> </ul>	1/2" x 72"	11070 7/16" dia. x 3/8" wide, rubber	11025 1/2" wide
11322	  <ul style="list-style-type: none"> <li>• Guide-cut</li> <li>• 4,000 SFPM Maximum</li> <li>• Removes raised material within .020" or less without undercutting</li> </ul>	1/2" x 72" 60 to 80 grit	11090 5/8" dia. x 3/8" wide, rubber	None
11329	  <ul style="list-style-type: none"> <li>• Extra length arm</li> <li>• 17" workable reach</li> <li>• 4,000 SFPM Maximum</li> </ul>	1/2" x 98"	11078 5/8" dia. x 3/8" wide, rubber	11025 1/2" wide
11330	  <ul style="list-style-type: none"> <li>• Enter 1/2" x 1/2" openings</li> <li>• 2,000 SFPM Maximum</li> </ul>	1/4" x 72"	11072 7/16" dia. x 1/8" wide, brass	11034 1/4" wide
11337	  <ul style="list-style-type: none"> <li>• Enter channels as narrow as 9/16"</li> <li>• 2,000 SFPM Maximum</li> </ul>	1/2" x 72"	11076 7/16" dia. x 3/8" wide, steel	11027 1/2" wide

# Versatility Grinder Contact Arms

Part Number	Comments	Belt Size	Contact Wheel Assembly (includes bearing and shaft)	Platen Pad
11350 	<ul style="list-style-type: none"> <li>Excellent for cleaning oxide off electrical bus bars</li> <li>Arm has a 12" workable reach</li> <li>2,000 SFPM Maximum</li> </ul>	3/4" x 88"	11352 5/16" dia. x 5/8" wide, steel	Optional 3/4" wide
11360 	<ul style="list-style-type: none"> <li>Unique offset design</li> <li>Grind over contact wheels or strap polish</li> <li>4,000 SFPM Maximum</li> </ul>	1/2" x 72"	11078 5/8" dia. x 3/8" wide, rubber	None
15321 	<ul style="list-style-type: none"> <li>For flat grinding using platen pad</li> <li>4,000 SFPM Maximum</li> </ul>	1" x 72"	15320 3/4" dia. x 7/8" wide	15323 1" wide
15326 	<ul style="list-style-type: none"> <li>Allows for longer reach</li> <li>Grind using platen pad</li> <li>4,000 SFPM Maximum</li> </ul>	1" x 78"	15320 3/4" dia. x 7/8" wide	15323 1" wide
15375 	<ul style="list-style-type: none"> <li>Great for strap polishing</li> <li>6,000 SFPM Maximum</li> </ul>	1" x 78"	15348 70 durometer 2" dia. x 1" wide, rubber	None
65133 	<ul style="list-style-type: none"> <li>Wide width for tight radius finishing</li> <li>4,000 SFPM Maximum</li> </ul>	1" x 72"	65135 70 durometer, flat 5/8" dia. x 1" wide, urethane	None
65182 	<ul style="list-style-type: none"> <li>3/8" (10 mm) wide radius wheel for blending</li> <li>4,000 SFPM Maximum</li> </ul>	1/4" to 1/2" x 72"	11080 70 durometer, radiused 1" dia. x 3/8" wide, urethane	11027 1/2" wide
67058 	<ul style="list-style-type: none"> <li>Offset design for strap finishing</li> <li>2,000 SFPM Maximum</li> </ul>	1/2" x 72"	11070 70 durometer 7/16" dia. x 1/2" wide, rubber	None
67200, 67201, 67202, 67203, 67237, 67242 	<ul style="list-style-type: none"> <li>Excellent for finishing shoulder areas as well as contact wheel grinding</li> <li>6,000 SFPM Maximum</li> </ul>	67200 1" x 72"	11650 70 durometer, serrated 2" dia. x 1" wide, urethane	None
		67201 3/4" x 72"	67045 70 durometer, serrated 2" dia. x 3/4" wide, urethane	None
		67202 5/8" x 72"	67044 70 durometer, serrated 2" dia. x 5/8" wide, urethane	None
		67203 1/2" x 72"	67043 70 durometer, serrated 2" dia. x 1/2" wide, urethane	None
		67237 1" x 72"	67326 50 durometer, 2" dia. x 1" wide flat smooth urethane	None
		67242 1" x 72"	67284 40 durometer, serrated 2" dia. x 5/8" wide, rubber	None
67204 	<ul style="list-style-type: none"> <li>Unique split wheel design allows grinding up against work area shoulders without arm interference</li> <li>6,000 SFPM Maximum</li> </ul>	1-1/2" x 72"	67181 70 durometer, serrated 2" dia., split wheel, urethane 2 Required	None
67205 	<ul style="list-style-type: none"> <li>Unique split wheel design allows grinding up against work area shoulders without arm interference</li> <li>4,000 SFPM Maximum</li> </ul>	1-1/2" x 72"	67180 70 durometer 7/8" dia., split wheel, rubber 2 required	None
67206 	<ul style="list-style-type: none"> <li>Using contact wheel, grind with 1-1/4" wide abrasives; 1-1/16" radius or greater</li> <li>6,000 SFPM Maximum</li> </ul>	1-1/4" x 72"	67101 70 durometer, serrated 2" dia. x 1-1/4" wide, urethane	None
67207 	<ul style="list-style-type: none"> <li>Using contact wheel, finish using 1-1/4" wide abrasives; 1/2" radius or greater</li> <li>4,000 SFPM Maximum</li> </ul>	1-1/4" x 72"	67107 70 durometer 7/8" dia. x 1-1/4" wide, urethane	None
67208 	<ul style="list-style-type: none"> <li>Soft durometer contact wheel with smooth face for fine finishing applications</li> <li>6,000 SFPM Maximum</li> </ul>	1-1/4" x 72"	67109 50 durometer, smooth 2" dia. x 1-1/4" wide, urethane	None
67209 	<ul style="list-style-type: none"> <li>70 durometer wheel provides a firm support for abrasive belt to allow base finishing of channel areas</li> <li>8,000 SFPM Maximum</li> </ul>	1/2" x 72"	67139 70 durometer, serrated 4" dia. x 1/2" wide, urethane	None

# Versatility Grinder Contact Arms










Part Number	Comments	Belt Size	Contact Wheel Assembly (includes bearing and shaft)	Platen Pad
67210	 <ul style="list-style-type: none"> <li>Polish contours without gouging workpiece</li> <li>8,000 SFPM Maximum</li> </ul>	5/8" to 1" x 72"	11642 40 durometer, serrated, scoop 4" dia. x 5/8" wide, rubber	None
67211	 <ul style="list-style-type: none"> <li>Blend fillet welds; excellent for tight radius work</li> <li>8,000 SFPM Maximum</li> </ul>	1/2" to 1" x 72"	11638 70 durometer, severe radius 4" dia. x 1/2" wide, rubber	None
67212	 <ul style="list-style-type: none"> <li>Use contact wheel or platen area for grinding and finishing</li> <li>4,000 SFPM Maximum</li> </ul>	1/2" x 72"	11078 70 durometer 5/8" dia. x 3/8" wide, rubber	11025* Soft/sponge platen
67213	 <ul style="list-style-type: none"> <li>Cutlery contact arm assembly incorporates a large diameter contact wheel and a raised platen assembly for complete finishing capabilities</li> <li>8,000 SFPM Maximum</li> </ul>	2" x 78"	67122 50 durometer, smooth 4" dia. x 2" wide, Rubber	11839 Hard/cork platen
67214	 <ul style="list-style-type: none"> <li>Grind and deburr using either the serrated contact wheel or platen assembly</li> <li>6,000 SFPM Maximum</li> </ul>	1" x 72"	11650 70 durometer, serrated 2" dia. x 1" wide, urethane	11605** Hard/cork platen
67215, 67216	 <ul style="list-style-type: none"> <li>Aggressive grinding applications</li> <li>4,000 SFPM Maximum</li> </ul>	67215 2" x 72"	11847: 70 durometer, serrated 2" dia. x 2" wide, urethane	None
		67216 1-1/2" x 72"	65363 70 durometer, serrated 2" dia. x 1-1/2" wide, urethane	None
67217	 <ul style="list-style-type: none"> <li>Using contact wheel, finish using 1-1/2" wide abrasives; 9/16" radius or greater</li> <li>4,000 SFPM Maximum</li> </ul>	1-1/2" x 72"	65378 70 durometer, flat 1" dia. x 1-1/2" wide, urethane	None
67218	 <ul style="list-style-type: none"> <li>Excellent for very fine finishing work; use when extreme conformability is necessary.</li> <li>8,000 SFPM Maximum</li> </ul>	1" x 72"	67068 4" dia. x 1/2" wide cotton cushion	None
67219	 <ul style="list-style-type: none"> <li>Material removal applications, castings, etc.</li> <li>6,000 SFPM Maximum</li> </ul>	2" x 72"	67116 2-3/4" dia. x 2" wide, rubber 90 durometer, serrated	None
67220, 67221, 67222, 67223, 67328, 67329	 <ul style="list-style-type: none"> <li>Turbine blade clusters</li> <li>Great for strap polishing in offset areas</li> <li>2,000 SFPM Maximum</li> <li>Use 67328, 67329 for finishing in shoulder areas.</li> </ul>	67220 1/2" x 72"	11332 1/4" dia. x 3/8" wide, steel	None
		67221 1/2" x 72"	11068 5/16" dia. x 3/8" wide, steel	None
		67222 3/4" x 72"	11352 5/16" dia. x 5/8" wide, steel	None
		67223 1/2" x 72"	11342 50 durometer 5/16" dia. x 3/8" wide, rubber	None
		67328 1/2" x 72"	11342 50 durometer 5/16" dia. x 3/8" wide, rubber	None
		67329 1/2" x 72"	11364 40 durometer 7/16" dia. x 3/8" wide, rubber	None
67224	 <ul style="list-style-type: none"> <li>Grind, blend and polish welds; strap polish using slack of belt.</li> <li>8,000 SFPM Maximum</li> </ul>	1" x 72"	11620 40 durometer, rubber 4" dia. x 1" wide, smooth	None
67226, 67227	 <ul style="list-style-type: none"> <li>Access tight areas</li> <li>2,000 SFPM Maximum</li> </ul>	67226 1/2" x 72"	11049 3/16" dia. x 3/8" wide, steel 3-1/8" reach, 3 required	None
		67227 1/2" x 78"	11049 3/16" dia. x 3/8" wide, steel 6-1/2" reach, 3 required	None

\* Also accepts 11026 Hard/Cork and 11027 Thin Platen

\*\* Also accepts 11604 Soft/Sponge Platen



# Versatility Grinder Contact Arms

Part Number	Comments	Belt Size	Contact Wheel Assembly (includes bearing and shaft)	Platen Pad
67228	 <ul style="list-style-type: none"> <li>Cutlery contact arm assembly for use on Versatility Grinder model 64860</li> <li>8,000 SFPM Maximum</li> </ul>	2" x 72"	67122 50 durometer, smooth 4" dia. x 2" wide, Rubber	11839 Hard/cork platen
67229	 <ul style="list-style-type: none"> <li>9" workable reach</li> <li>2,000 SFPM Maximum</li> </ul>	1/4" x 82"	11074 5/8" dia. x 1/8" wide, rubber	11032 1/4" wide
67230	 <ul style="list-style-type: none"> <li>Using contact wheel, finish using 1-1/4" wide abrasives; 1/2" radius or greater</li> <li>4,000 SFPM Maximum</li> </ul>	1-1/4" x 72"	67105 50 durometer 7/8" dia. x 1.2" wide, flat urethane	None
67239	 <ul style="list-style-type: none"> <li>Grind and polish implants</li> <li>2,000 SFPM Maximum</li> </ul>	1/4" x 72"	11072 7/16" x 1/8" crowned brass	None
67245	 <ul style="list-style-type: none"> <li>Turbine blade clusters</li> <li>Great for strap polishing in offset areas</li> <li>2,000 SFPM Maximum</li> </ul>	1/2" x 72"	11332 1/4" dia. x 3/8" wide, flat steel	None
67250	 <ul style="list-style-type: none"> <li>Polish and Grind with slack of belt</li> <li>6,000 SFPM Maximum</li> </ul>	1/2"-2" x 96"	Slack Arm	None
67251	 <ul style="list-style-type: none"> <li>Polish golf club heads</li> <li>Soft face excellent for polishing and blending</li> <li>8,000 SFPM Maximum</li> </ul>	2" x 82"	67285 6" x 1-1/2" wide, coated fabric	None
67264	 <ul style="list-style-type: none"> <li>Excellent for finishing shoulder areas as well as contact wheel grinding</li> <li>6,000 SFPM Maximum</li> </ul>	2" x 72"	67263 1-1/2" x 2" wide, flat rubber	None
67278	 <ul style="list-style-type: none"> <li>Work stop and guide keep grind perpendicular</li> <li>Tight radius finishing</li> <li>4,000 SFPM Maximum</li> </ul>	1" x 72"	65135 5/8" x 1" wide, flat urethane	None

## Contact Arm Extenders

### Versatility Grinder Contact Arm Extenders

- Allows use of longer abrasive belts! Versatility Grinder accepts standard 72" long abrasive belts. These extenders allow use of longer belts, as indicated.
- For use with only Versatility Grinder Contact Arms.

#### 67270 Extender

- For 84" long belts

#### 67271 Extender

- For 90" long belts

#### 67272 Extender

- For 96" long belts

#### 67273 Extender

- For 102" long belts



# Electric Tool Post Grinder

## Electric Abrasive Belt Machine



**CONTACT WHEELS**  
PAGE 201

**ACCESSORIES**  
PAGE 201

*For Outer Diameter Grinding, Surface Preparation and Finishing*

*For 2" Wide x 48" Long Belts • Mounts to Standard Lathes*


- Air-powered belt tensioning. Easily accessible belt-tracking and air belt-tensioning adjustments.
- Easy-to-dress Contact Wheel. 90 durometer fixed Contact Wheel (66619) is standard. Uses flexible diamond and other abrasive belts.
- Also accepts optional 66621 Contact Wheel (50 durometer).
- Coolant nozzle with adjustable flow valve.

### Fixed Speed Models

**Model 65750 7,200 SFPM**

**Model 65751 6,000 SFPM**

- Fixed speed for faster cutting.
- Water-tight on/off switch and built-in ammeter measures load.




### Variable Speed Models

**Model 65752 230 Volt, 2,500-10,500 SFPM**

**Model 65753 460 Volt, 2,500-10,500 SFPM**

- These models include a variable speed rate motor. A digital display shows the operating speed and can be adjusted via keypad to any desired belt speed, even when the tool is in operation. Display also shows load percentage on the motor itself.

*Digital Display Featured on Variable Speed Models*



*Ideal for use on steel, hard chrome, tungsten carbide, ceramics, thermal spray.*

Model Number	Motor hp (W)	Motor RPM	Max. SFPM (SM/Min)	Voltage	Phase	Frequency	Weight Pound (kg)	Length Inch (mm)	Height Inch (mm)	Width Inch (mm)
65750	3 (2,237)	3,450	7,200 (2,187)	230	1	60 Hz	108 (49)	19 (483)	18 (457)	17 (432)
65751	3 (2,237)	2,850	6,000 (1,823)	230	1	50 Hz	108 (49)	19 (483)	18 (457)	17 (432)
65752	3 (2,237)	N/A	2,500-10,500 (762-3,200)	230	3	50/60 Hz	108 (49)	19 (483)	18 (457)	17 (432)
65753	3 (2,237)	N/A	2,500-10,500 (762-3,200)	460	3	50/60 Hz	108 (49)	19 (483)	18 (457)	17 (432)

Additional Specifications: Air Pressure 90 PSIG (6.2 Bar)

### For 2" Wide x 36" Long Belts

- Air-powered belt tensioning. Easily accessible belt-tracking and air belt-tensioning adjustments.
- 90 durometer fixed Contact Wheel (65338) is standard. Uses flexible diamond and other abrasive belts. See page 201 for more Contact Wheels.
- Coolant nozzle with adjustable flow valve.
- Rigidly mounts to all standard lathes.

**Model 64991 60 Hz, 4,500 SFPM**

**Model 64993 50 Hz, 4,500 SFPM**

- These models feature air-powered belt tensioning.

**Model 65014 60 Hz, 4,500 SFPM**

**Model 65016 50 Hz, 4,500 SFPM**

- These models feature a manual tensioning lever.



Model Number	Motor hp (W)	Motor RPM	Max. SFPM (SM/Min)	Voltage	Phase	Frequency	Weight Pound (kg)	Length Inch (mm)	Height Inch (mm)	Width Inch (mm)
64991	2 (1,491)	3,450	4,500 (1,367)	230	1	60 Hz	89 (40)	16 (406)	13-1/2 (343)	17 (432)
64993	2 (1,491)	2,850	4,500 (1,367)	230	1	50 Hz	89 (40)	16 (406)	13-1/2 (343)	17 (432)
65014	2 (1,491)	3,450	4,500 (1,367)	230	1	60 Hz	89 (40)	16 (406)	13-1/2 (343)	17 (432)
65016	2 (1,491)	2,850	4,500 (1,367)	230	1	50 Hz	89 (40)	16 (406)	13-1/2 (343)	17 (432)

Additional Specifications: Air Pressure 90 PSIG (6.2 Bar)

# Air Tool Post Grinder

## Air-Powered Abrasive Belt Machine



**CONTACT WHEELS  
BELOW**

**ACCESSORIES  
BELOW**

*For Outer Diameter Grinding, Surface Preparation, Finishing*

*For 1-1/2" Wide x 24" Long Belts*

**FOR ABRASIVE BELTS**  
1-1/2" wide x 24" long  
(38 mm x 610 mm)  
SEE PAGE 272

### Model 66402

- Lightweight – only 19 lbs. (8.6 kg)!
- For use on metal, glass, stone, rubber, ceramic, carbide composites and other hard-to-grind materials.
- Use with standard lathes. Simple tool holder mounting. Holds close tolerances.
- Rigid stainless steel and aluminum alloy machine construction.
- Surface finishes of 2-3 Ra obtainable using micron-grade abrasive belts.
- Reduce surface finish on materials prior to a superfinishing process.
- In-line belt tracking prevents uneven belt stretching as found on conventional belt tracking arrangements.
- Fingertip controls for both motor on/off and adjustable air-belt tensioning.
- Cutaway housing allows working into workpiece shoulders from right to left.
- 66430 Plain-Faced Contact Wheel, 1-1/2" wide x 4" diameter (38 mm x 102 mm) is 70 durometer, with other densities and styles available.



Model  
66402  
(Shown with  
optional  
Coolant  
Nozzle)

Model Number	Motor hp (W)	Motor RPM	Maximum Air Flow CFM (SCFM)	Maximum SFPM (SM/Min)	Air Inlet Thread	Hose Size Inch (mm)	Weight Pound (kg)	Length Inch (mm)	Height Inch (mm)	Width Inch (mm)
66402	1.86 (1,387)	7,200	9 (66)	4,700 (1,428)*	3/8" NPT	1/2 (13)	19 (8.6)	15 (381)	10 (254)	6 (152)

Additional Specifications: Air Pressure 90 PSIG (6.2 Bar) \*At Maximum Load

## Accessories for Models 64991, 64993, 65014, 65016

### Tool Post Grinder Contact Wheels

Part Number	Diameter Inch (mm)	Width Inch (mm)	Face Material
65237	4 (102)	2 (51)	70 Duro Rubber
65338*	4 (102)	2 (51)	90 Duro Rubber
65339	4 (102)	2 (51)	50 Duro Rubber
65340	4 (102)	2 (51)	Steel

\*Standard on machine. All include 2 each of 97502 Bearing.

### 65415 Slack Belt Attachment

- 2" (51 mm) x 36" (915 mm).
- Specialized contact arm assembly allows slack polishing of workpieces up to 20" (508 mm) diameter.



## Accessories for Models 65750-65753

### 66643 Slack Belt Attachment

- 2" (51 mm) x 48" (122 cm).
- Specialized contact arm assembly allows slack polishing of workpieces up to 20" (508 mm) diameter.



## Accessories for Model 66402

### Contact Wheel Assembly Parts (Sold Separately)



### 66402 Tool Post Grinder Contact Wheels

Part Number	Diameter Inch (mm)	Width Inch (mm)	Face Material
66429	4 (102)	1-1/2 (38)	50 Duro Plain Neoprene
66430	4 (102)	1-1/2 (38)	70 Duro Plain Neoprene
66431	4 (102)	1-1/2 (38)	90 Duro Plain Neoprene
66432	4 (102)	1-1/2 (38)	70 Duro Serrated Neoprene
66433	4 (102)	1-1/2 (38)	90 Duro Serrated Neoprene

### 66439 Mount

- Allows offset tool installation for "facing" passes.





# SuperFinisher

## Slow-Speed Microfinishing Machine




COOLANT FILTRATION  
PAGE 203

ACCESSORIES  
PAGE 203

### Achieves Consistent, Repeatable Finishes

FOR MICROFINISHING ROLLS  
1"-4" wide (25 mm-102 mm)  
SEE PAGE 287



*SuperFinisher achieves repeatable high-quality finishes on cylindrical parts and rolls. Moving microfinishing rolls as slowly as 1/16" per minute, finishes are achieved of less than 1 Ra, and are repeatable at any time! Ideal on tungsten carbide, chilled iron, stainless steel, tool steel, forged steel, chrome plating, nickel, brass, copper, aluminum, epoxy, thermal spray, composites, stone, ceramics, polyurethane, rubber and nylon. For industries including steel mills, paper mills, textiles, aluminum rolls, film extruders, decorative stainless, copper foil electron-deposition and more.*

### Adjustable Abrasive Roll Feed

Adjustable from 1/6" to 1-1/2" per minute, allowing abrasive to be fully consumed, eliminating waste of expensive abrasives.

### Adaptable Control Box

Mounts on back or side of SuperFinisher or remotely with optional 15' flexible conduit for optimal customization to your lathe.

### Locking Controls

Control knobs lock to maintain exact repeatability. Also reduces the possibility of setting changes if machine is bumped.

### Precision Air Pressure Regulator

Ensures a uniform contact force between the workpiece and roller.

### 5" Diameter Contact Wheel

Allows 2" shoulder clearance on workpiece.

### Changeable Contact Wheels

1", 2", 3" and 4" wide Contact Wheels are mountable for a variety of applications.



### Maintenance Hour Meter

Allows operator to see when to grease bushings on the oscillating head, extending the service life of unit.

### Mounting Bracket

Has ground face for easier setup. **Mounts to lathe in less than 5 minutes!**

## Features & Benefits

### Model 64000 115 Volt

### Model 64001 230 Volt

- Mounts to standard machine shop lathes in 5 minutes!
- Constantly advances new abrasive at a speed from 1/16" to 1-1/2" per minute.
- Precision air pressure regulator ensures a uniform contact force between the workpiece and roller.
- Abrasive speeds as low as 1/16" means utilizing all the abrasive, extending the abrasive life and eliminating re-use of roll with possible variance in finish. Designed with new diamond abrasives in mind.
- Replaces polishing steps – using diamond super-abrasives and lapping film, finishes less than 1 Ra are attainable.

- Compact design makes the unit easier to fit onto almost any size lathe, and provides good visibility of workpiece.
- Balanced oscillating head with adjustable 0-15 cycles/second for smooth operation.
- Front-of-lathe or back-of-lathe mounting configuration for user preference or lathes without reverse rotation.
- No tools needed to change abrasive rolls. Simple pneumatic clamping mechanism for quick abrasive changes.
- GFI protection.

Model Number	Length Inch (mm)	Width Inch (mm)	Height Inch (mm)	Machine Weight Pound (kg)	Motor hp (W)	Oscillation Amplitude	Electrical Volts / Phase / Hz	Air Inlet Thread	Abrasive Advance Inch (mm) Per Minute
64000	32 (813)	13 (330)	18 (457)	115 (52.16)	.5 (373)	1/4"	115 / 1 / 60	1/4" NPT	1/16 (1.53) - 1-1/2 (38)
64001	32 (813)	13 (330)	18 (457)	115 (52.16)	.5 (373)	1/4"	230 / 1 / 60	1/4" NPT	1/16 (1.53) - 1-1/2 (38)
64003	32 (813)	13 (330)	18 (457)	115 (52.16)	.5 (373)	1/4"	230 / 1 / 50	1/4" NPT	1/16 (1.53) - 1-1/2 (38)

# SuperFinisher Accessories

## Contact Wheel Assemblies



Wheel Duro	1" wide (25 mm)	2" wide (51 mm)	3" wide (76 mm)	4" wide (102 mm)
50	63980	63983	63986	63989
70	63981	63984	63987	63990
90	63982	63985	63988	63991

## 15' Extended Length Conduit

### Part No. 63979

- Use to mount control box remotely.
- Order a quantity of 2 for 30' length (maximum).
- Factory installed.



# Coolant Filtration System

*Superfinishing requires very clean coolant. If the coolant is not filtered, the grinding residue will act as an abrasive slurry, which can affect the final finish. Dynabrade's 68000 Coolant Filtration System filters the coolant to 1μ, eliminating this problem.*

**Model 68000 115 Volt, 1 Phase**

**Model 68100 230 Volt, 1 Phase**

**Model 68101 230 Volt, 3 Phase**

- 120 Volt System for easy hookup.
- 2-stage filters to prevent 1-micron filter from clogging prematurely.
- 40 gallon tank – removable for cleaning.
- Unit on casters for easy portability.
- Compact construction.
- Transparent Tank for viewing coolant level.
- Easy access for changing filters.
- Self-priming Centrifugal Pump.
- GFI protection.

## Replacement Filters

### 66631

- 1-micron Disposable Filter Cartridge.

### 66635

- 5-micron Disposable Filter Cartridge.



Model Number	Motor hp (W)	Flow Rate Per Minute	Voltage	Phase	Frequency	Weight Pound (kg)	Length Inch (mm)	Height Inch (mm)	Width Inch (mm)
68000	.5 (373)	1.5 gal.	115	1	60 Hz	103 (46.7)	36 (914.4)	28 (711.2)	28 (711.2)
68100	.5 (373)	1.5 gal.	230	1	60 Hz	103 (46.7)	36 (914.4)	28 (711.2)	28 (711.2)
68101	.5 (373)	1.5 gal.	230	1	50 Hz	103 (46.7)	36 (914.4)	28 (711.2)	28 (711.2)





# ***SOURCE CAPTURE SYSTEMS***

Downdraft Sanding Tables .....	205	Conversion Kits, Swivel Adapters, Accessories .....	218
Metal Capture Downdraft Table .....	207	Dust Collection Receptacles, Self-Contained Systems.....	219
Metal Capture Downdraft Station ....	208	Downdraft Table Replacement Filters, Respirator Masks.....	220
Electric Portable Vacuum System ....	209	Random Orbital Sander Overskirt Shrouds .....	220
Electric Industrial Portable Vacuum .....	211	Disc Sander Vacuum Shrouds, Conversion Kits .....	221
Electric Portable Vacuum Accessories .....	214	Pencil Grinder Vacuum Shrouds .....	221
Pneumatic Portable Vacuum System .....	215		
Vacuum Hoses & Cuffs.....	216		





# Downdraft Sanding Tables

**Eliminate Airborne Dust and Contaminants While Sanding**

*Products on this page  
not available in Europe.*

*(See page 206 for  
European models.)*

*For Use with Non-Metallic Surfaces Only*

## Standard Duty Tables

**Model 64201** Working Area of 33" W x 41" L

**Model 64699** Working Area of 33" W x 60" L

**Model 64700** Working Area of 36" W x 72" L

- Ideal for use with vacuum or non-vacuum tools.
- Dual filtration – accepts MERV 8 pleated paper filters, 20" W x 25" L. (Models 64201 and 64699 include two filters; model 64700 includes three.) See page 220.
- Each model also includes one pre-filter blanket.
- Rhino Linings® coated tabletop surface is durable and anti-slip.
- 5" diameter casters allow easy maneuverability of table.
- Two handy storage compartments for tools and accessories.
- Two convenient dust-tight electric outlets.



*See Downdraft Table Replacement  
Filters on page 220*

## Heavy Duty Table

**Model 64657** Working Area of 48" W x 96" L

- Includes eight 20" x 25" paper filters (64658) and four 16" x 25" paper filters (64659).
- Dual filtration – pre-filter blanket and MERV 8 paper filters. (See page 220.)
- Up to 70% more filter area than competitive brands.
- High quality reverse incline blowers. Heavy duty TEFC twin electric motors.
- Base unit is all-metal construction with CNC milled 3/4" MDF tabletop.
- Anti-static, anti-slip mat (64970) is included, and available separately. Optional 5" diameter casters also available.



Model Number	Motor hp	Volts/Hz	Phase	Air Flow	Current Amps	Working Area Width Inch (mm)	Working Area Length Inch (mm)	Height Inch (mm)	Shipping Weight Pound (kg)
64201	1	115/60	1	3,000 CFM	13	33 (838)	41 (1,041)	36 (914)	275 (125)
64699	1	115/60	1	3,000 CFM	13	33 (838)	60 (1,524)	36 (914)	285 (129)
64700	1	115/60	1	3,000 CFM	13	36 (914)	72 (1,829)	36 (914)	365 (166)
64657	1.5 (Dual)	115/60	1	7,000 CFM	15	48 (1,219)	96 (2,438)	37 (940)	970 (440)
64205	1	230/60	1	3,000 CFM	7	33 (838)	41 (1,041)	36 (914)	275 (125)
64206	1	230/60	1	3,000 CFM	7	33 (838)	60 (1,524)	36 (914)	285 (129)
64207	1	230/60	1	3,000 CFM	7	36 (914)	72 (1,829)	36 (914)	365 (166)
64208	1	230/60	3	3,000 CFM	4	33 (838)	41 (1,041)	36 (914)	275 (125)
64209	1	230/60	3	3,000 CFM	4	33 (838)	60 (1,524)	36 (914)	275 (125)
64210	1	230/60	3	3,000 CFM	4	36 (914)	72 (1,829)	36 (914)	365 (166)
63208	1	460/60	3	3,000 CFM	2	33 (838)	41 (1,041)	36 (914)	275 (125)
63209	1	460/60	3	3,000 CFM	2	33 (838)	60 (1,524)	36 (914)	285 (129)
63210	1	460/60	3	3,000 CFM	2	36 (914)	72 (1,829)	36 (914)	365 (166)
64493	1	220/50	1	3,000 CFM	13	33 (838)	41 (1,041)	36 (914)	275 (125)
64490	1	220/50	1	3,000 CFM	13	33 (838)	60 (1,524)	36 (914)	285 (129)
64492	1	220/50	1	3,000 CFM	13	36 (914)	72 (1,829)	36 (914)	365 (166)

Additional Specifications: Sound Level 72 dB(A); 64657 – 75 dB(A)

# Downdraft Sanding Tables

Available in EUROPEAN COUNTRIES ONLY

*For Use with Non-Metallic Surfaces Only.  
Eliminates Airborne Dust and Contaminants While Sanding.*

## Standard Duty Tables

### Model 64202

*Working Area of 84 cm x 104 cm (33" x 41")*

### Model 64203

*Working Area of 84 cm x 152 cm (33" x 60")*

### Model 64204

*Working Area of 91 cm x 183 cm (36" x 72")*

- Eliminates airborne dust and contaminants while sanding.
- Easy to clean and a very mobile solution for all work areas.
- Ideal for using non-vacuum, central vacuum, or self-generated portable vacuum tools.
- Rhino Linings® coated tabletop surface is durable and anti-slip.
- Dual filtration system – accepts MERV 8 pleated paper filters (see page 220).



## Downdraft Table Accessory Pack

### Model 22070

- Option sold separately or already mounted on the Downdraft Table.
- The air manifold requires only one incoming airline and has 6 outgoing air plugs from the manifold, allowing up to 6 tools to be connected. No need to disconnect one tool in order to use a second tool, saving operation time.
- The Filter-Regulator-Lubricator (FRL) ensures that uncontaminated air is supplied to motors of pneumatic tools. Lubrication through the air supply reduces friction and wears in components of air motors.
- Includes On/Off air valve, 10681 Filter-Regulator-Lubricator, Air Manifold fitted with four 64689 1/4" air couplers, two 98270 3/8" air couplers, two 22057 vacuum ports, and all fittings and screws required for assembly.



## Downdraft Tables Mounted with Accessory Pack

### Model 64192 Working Area of 84 cm x 104 cm (33" x 41")

- Downdraft Table 64202 mounted with accessory pack Model 22070.

### Model 64193 Working Area of 84 cm x 152 cm (33" x 60")

- Downdraft Table 64203 mounted with accessory pack Model 22070.

### Model 64194 Working Area of 91 cm x 183 cm (33" x 72")

- Downdraft Table 64204 mounted with accessory pack Model 22070.

Accessory Pack  
Model 22070  
Mounted to 64194  
Downdraft Table



Model Number	Motor W	Volts/Hz	Phase	Vacuum Suction	Sound Level	Working Area Width	Working Area Length	Height	Standard Duty Shipping Weight*
64202/64192	550 W (.75 hp)	230/50	1	1900 CFM	72 dB(A)	84 cm (33")	104 cm (41")	91 cm (36")	120 kg (264.5 lb.)
64203/64193	550 W (.75 hp)	230/50	1	1900 CFM	72 dB(A)	84 cm (33")	152 cm (60")	91 cm (36")	130 kg (286.6 lb.)
64204/64194	550 W (.75 hp)	230/50	1	1900 CFM	72 dB(A)	91 cm (36")	183 cm (72")	91 cm (36")	150 kg (330.7 lb.)

\*Shipping weight of Tables with Accessory Pack: 64192 – 125.2 kg (276 lb.); 64193 – 135.2 kg (298 lb.); 64194 – 155.2 kg (342 lb.)

# Metal Capture Downdraft Table

## Capture Combustible Metal Grinding Particles in Water

*Ideal for Capturing Aluminum or Titanium Dust.*

*Utilized in Aircraft & Military Operations, Refineries, Foundries, More.*

### Meets These NFPA Requirements:

- Interlock Pneumatic Valve with Blower and Time-Delay. Tools operate only when Downdraft Table is running!
- Class II, Group E Explosion-Proof Motor
- Aluminum Top for Non-Spark Work Surface
- Non-Spark Aluminum Blower on Collector's Clean-Air Side
- Automatic Water Level Control
- Vented Sump (Main Tank)
- Low Voltage Control
- Lockable Fused Power Disconnect




**WATCH  
Table  
at Work!**

### Features & Benefits:

#### Models 64400 – 64405

- Working area of 36" wide x 60" long accommodates large work pieces.
- Includes casters for easy maneuvering; casters also lock securely into place.
- Choice of models that direct exhaust down, up, or to the side.
- Overload protection / fused disconnect for safety.
- Sturdy 12-gauge construction.
- Includes shields for both sides and back of table.
- Work piece capacity / load rating of 2,000 pounds.
- 42 gallon capacity; 1,800 CFM at 4" static pressure.
- Easy system maintenance. No paper filters to replace!



Remove the back and side shields to allow use with oversized workpieces.

*CE certification is pending for European countries. Please contact us for availability.*

Model Number	Motor hp	Volts	Phase	Frequency	CFM	Exhaust Direction	Current Amps	Working Area Width Inch (mm)	Working Area Length Inch (mm)	Height Inch (mm)	Shipping Weight Pound (kg)
64400	3	230	3	60 Hz	1,800	Down	6	36 (914)	60 (1,524)	33 (838)	700 (318)
64402	3	230	3	60 Hz	1,800	Up	6	36 (914)	60 (1,524)	33 (838)	700 (318)
64404	3	230	3	60 Hz	1,800	Side	6	36 (914)	60 (1,524)	33 (838)	700 (318)
64401	3	460	3	60 Hz	1,800	Down	3.3	36 (914)	60 (1,524)	33 (838)	700 (318)
64403	3	460	3	60 Hz	1,800	Up	3.3	36 (914)	60 (1,524)	33 (838)	700 (318)
64405	3	460	3	60 Hz	1,800	Side	3.3	36 (914)	60 (1,524)	33 (838)	700 (318)

Additional Specifications: Sound Level 85 dB(A)



# Metal Capture Downdraft Station

**Entraps Combustible Filings & Dust in Air/Water Mixing Zone**

*Ideal for Capturing Aluminum or Titanium Dust.*

*Utilized for Aircraft Maintenance, Medical Implants, Foundries, More.*

## Meets These NFPA Requirements:

- Interlock Pneumatic Valve with Blower and Time-Delay. Tools operate only when Downdraft Table is running!
- Class II, Group E Explosion-Proof Motor
- Aluminum Top for Non-Spark Work Surface
- Non-Spark Aluminum Blower on Collector's Clean-Air Side
- Automatic Water Level Control
- Vented Sump (Main Tank)
- Low Voltage Control
- Lockable Fused Power Disconnect



**WATCH  
Station  
at Work!**

## Features & Benefits:

### Models 64300, 64304, 64350, 64354

- Greatly decreases potential flammability of work area, when removing material from volatile substances.
- Models 64300/64304 include working area 18" wide x 36" long.
- Models 64350/64354 include larger working area of 26" wide x 36" long.
- Unique "tabletop" design is available only from Dynabrade!
- Sturdy stainless steel construction, with powder coat finish.
- 25 gallon capacity; 1,000 CFM.
- Overload protection / fused disconnect for safety.
- Requires no tools to access internal compartment.
- Optional side shields are available.
- Easy system maintenance. No paper filters to replace!

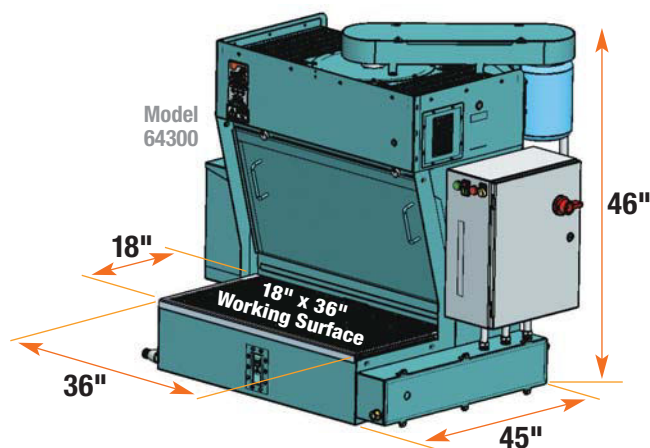
## Optional Accessories:

### 64331 Side Shield Kit

- Increases dust capture when disc grinding.

### 64330 Front & Side Shield Kit

- Includes clear panel to enclose work zone.



**CE certification is pending for European countries. Please contact us for availability.**

Model Number	Motor hp	Volts	Phase	Frequency	CFM	Current Amps	Sound Level	Working Area (W x L) Inch (mm)	Shipping Weight Pound (kg)
64300	1	230	3	60 Hz	1,000	3	85 dB(A)	18 x 36 (457 x 914)	461 (209)
64350	1	230	3	60 Hz	1,000	3	85 dB(A)	26 x 36 (660 x 914)	518 (235)
64304	1	460	3	60 Hz	1,000	1.5	85 dB(A)	18 x 36 (457 x 914)	461 (209)
64354	1	460	3	60 Hz	1,000	1.5	85 dB(A)	26 x 36 (660 x 914)	518 (235)

# Electric Portable Vacuum System

## Connect and Operate Two Tools Simultaneously

*For Vacuuming on Non-Metallic Surfaces Only*

### Models 61300-61311

- Choose from 9.9 (36 liters) or 17 gallon (64 liters) models. Dry vacuum only.
- Two-tool setup: two pneumatic outlets and two vacuum hose ports.
- Heavy-duty stainless steel drum. Drum can be removed for special applications or locations.
- 100 CFM vacuum flow.
- Electric configurations available for use outside USA – see chart below.
- HEPA filtration (0.3 micron) with felt insert and paper bag.
- Variable vacuum control; max flow internal pneumatic workings.
- Electronic thermal protection device prevents heat overload of motor.
- Includes disposable paper bag, which fits inside steel drum for convenient collection/disposal of debris. (Reorder part number 64682 for 9.9 gal. [36 L] vacuum; part number 80076 for 17 gal. [64 L] vacuum.)
- 7.5' (229 cm) water static lift/230 mbar vacuum.
- Two lightweight coaxial hoses, 1-1/4" (32 mm) dia. x 20' (6 m) long (see page 210).
- Auto on/off switch, 26' (8 m) electrical cord.
- UL (United States and Canada), CE and GOST approved/listed.
- Features Dynabrade's Composite-Style Couplers and Vacuum Hose Swivel Adapter.

61300  
9.9 gallon  
(36 liters)



SOURCE CAPTURE SYSTEMS

61300  
9.9 gallon  
(36 liters)



61301  
17 gallon  
(64 liters)



61301  
17 gallon  
(64 liters)



*See Portable Vacuum Accessories on Page 214!*

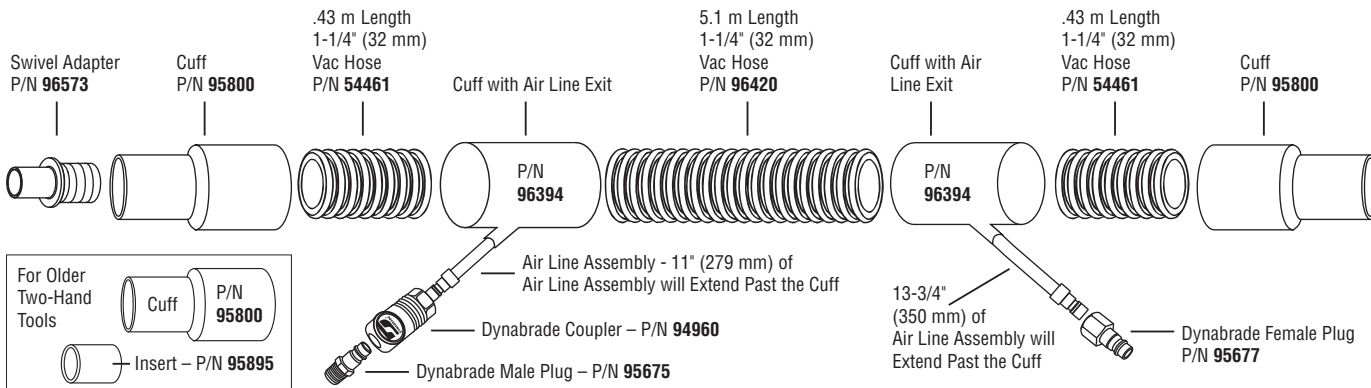
Model Number	Tank Size Gallon (Liter)	Voltage/Frequency	Watts	Plug (Region)	Tool Air Pressure PSIG (Bar)	Water Static Lift Inch/cm/mbar	Sound Level	Shipping Weight Pound (kg)	Height Inch (mm)	Width Inch (mm)
61300	9.9 (36)	120V/60 Hz	1,300	US (US/Canada)	90 (6.2)	90/229/224	76 dB(A)	48.4 (22)	38-1/2 (98)	20-7/8 (53)
61301	17 (64)	120V/60 Hz	1,300	US (US/Canada)	90 (6.2)	90/229/224	76 dB(A)	61.6 (28)	44-7/8 (114)	27-5/8 (70)
61302	9.9 (36)	230V/50 Hz	1,400	UK (UK)	90 (6.2)	90/229/224	76 dB(A)	48.4 (22)	38-1/2 (98)	20-7/8 (53)
61303	17 (64)	230V/50 Hz	1,400	UK (UK)	90 (6.2)	90/229/224	76 dB(A)	61.6 (28)	44-7/8 (114)	27-5/8 (70)
61304	9.9 (36)	110V/60 Hz	1,300	UK (UK)	90 (6.2)	90/229/224	76 dB(A)	48.4 (22)	38-1/2 (98)	20-7/8 (53)
61305	17 (64)	110V/60 Hz	1,300	UK (UK)	90 (6.2)	90/229/224	76 dB(A)	61.6 (28)	44-7/8 (114)	27-5/8 (70)
61306	9.9 (36)	230V/50 Hz	1,400	CEE7/XVII (Europe)	90 (6.2)	90/229/224	76 dB(A)	48.4 (22)	38-1/2 (98)	20-7/8 (53)
61307	17 (64)	230V/50 Hz	1,400	CEE7/XVII (Europe)	90 (6.2)	90/229/224	76 dB(A)	61.6 (28)	44-7/8 (114)	27-5/8 (70)
61308	9.9 (36)	230V/50 Hz	1,400	None (International)	90 (6.2)	90/229/224	76 dB(A)	48.4 (22)	38-1/2 (98)	20-7/8 (53)
61309	17 (64)	230V/50 Hz	1,400	None (International)	90 (6.2)	90/229/224	76 dB(A)	61.6 (28)	44-7/8 (114)	27-5/8 (70)
61310	9.9 (36)	220V/60 Hz	1,400	(Far East)	90 (6.2)	90/229/224	76 dB(A)	48.4 (22)	38-1/2 (98)	20-7/8 (53)
61311	17 (64)	220V/60 Hz	1,400	(Far East)	90 (6.2)	90/229/224	76 dB(A)	61.6 (28)	44-7/8 (114)	27-5/8 (70)

# Coaxial Vacuum Hose Assembly

For Dynabrade Portable Vacuum Models 61300-61311

## Part No. 94941

1-1/4" Diameter x 20' Long (32 mm x 6 m)

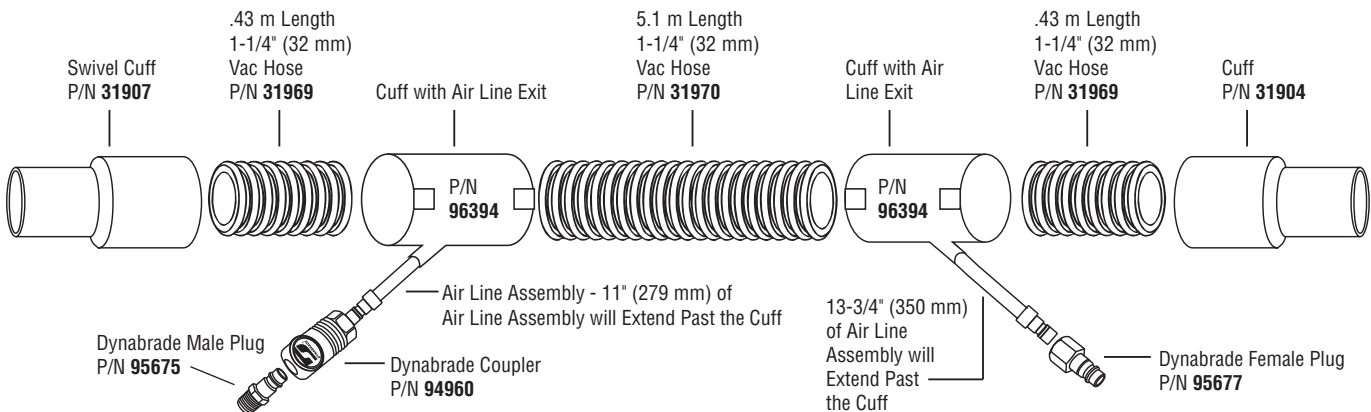


# Conductive Vacuum Hose Assemblies

For Dynabrade Portable Vacuum Models 61300-61311

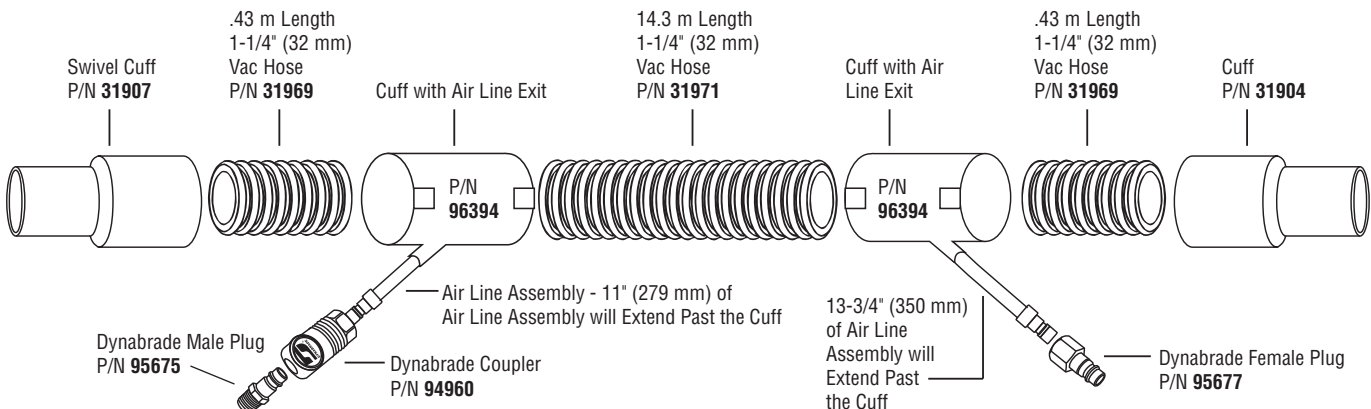
## Part No. 31962

1-1/4" Diameter x 20' Long (32 mm x 6 m)



## Part No. 31963

1-1/4" Diameter x 50' Long (32 mm x 15 m)





# Electric Industrial Portable Vacuum

Industrial Quality, for Dry or Wet Applications

*For Vacuuming on Non-Metallic Surfaces Only*

## Model 61500

- Captures dust and debris for cleaner, safer workplace.
- Includes HEPA Filter Assembly, certified 99.97% efficient at 0.3 microns.
- **Allows use of two tools simultaneously!** Includes 31960 Conductive Hose Assembly with conductive Y-hose adapter, conductive dual hose and cuffs, plus dual air lines. (All accessories also sold separately.)
- 10 gallon (38 liter) dry capacity; 12 gallon (45 liter) wet capacity.
- 120 CFM vacuum flow.
- Sealed motorhead design protects motor components from dust, ensuring longer life.
- Three-position switch for automatic start-up of tool, or manual operation.
- 10-second “power down” delay allows debris to be cleared from hose after tool deactivation.
- Convenient warning light indicates filter needs replacing.
- Large 10 gallon (38 liter) paper filter collection bag.
- Sturdy 20 gallon (76 liter) stainless steel tank.



SOURCE CAPTURE SYSTEMS

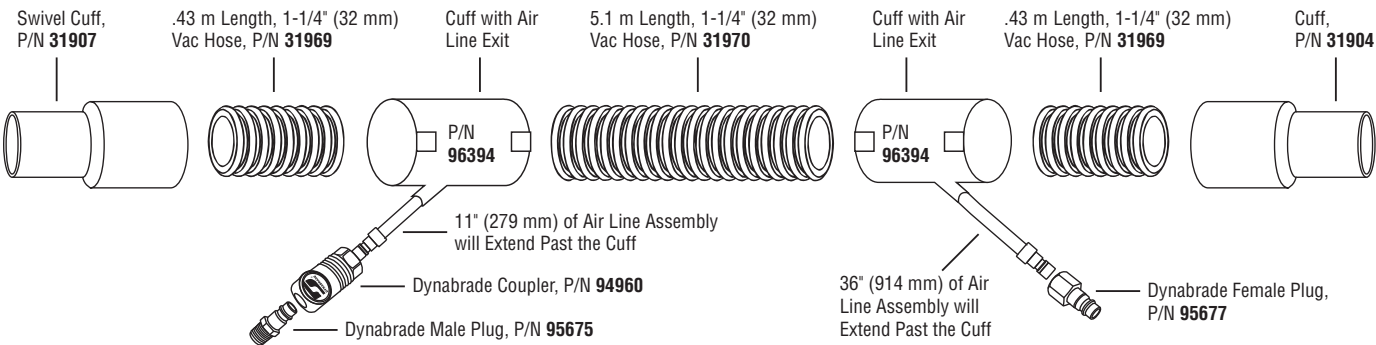
Model Number	Dry Capacity Gallon (Liter)	Wet Capacity Gallon (Liter)	Voltage/Frequency	Watts	Plug (Region)	Air Pressure PSIG (Bar)	Water Static Lift Inch/cm	Weight Pound (kg)	Height Inch (mm)
61500	10 (38)	12 (45)	115V/50-60 Hz	1,400	USA/Canada/Mexico	90 (6.2)	88 (224)	64 (29)	40 (102)

# Conductive Vacuum Hose Assembly

For Use With 61500 Industrial Portable Vacuum

## Part No. 31960

*1-1/4" Diameter x 20' Long (32 mm x 6 m)*



# Electric Portable Vacuum System

Available in EUROPEAN COUNTRIES ONLY

## For Vacuuming on Non-Metallic Surfaces Only

- Ready for connection to Dynabrade vacuum-ready tools, these systems efficiently remove dust and debris, while providing versatility and portability.
- Dry vacuum only. Heavy duty stainless steel drum.
- Two-tool setup: two pneumatic outlets and two vacuum hose ports.
- HEPA filtration (0.3 micron) with felt insert and paper bag
- Classified in the dust class "M" in accordance with the European Standard EN 60335-2-69.
- Variable vacuum control.
- Electronic thermal protection device prevents heat overload of motor.
- Heavy duty four-wheel trolley with easy tilt 'n clean drum. Drum can be removed for special applications or locations.
- Disposable paper bag fits inside steel drum for convenient collection/disposal of debris. One disposable paper bag included with vacuum. Part number 64682 for 36 L (9.9 gal.) vacuum; part number 80076 for 64 L (17 gal.) vacuum.
- Max flow internal pneumatic workings.
- 2.3 m (7.5') water static lift/230 mbar vacuum.
- Two lightweight coaxial hoses, 32 mm (1-1/4") dia. x 6 m (19.7') long.
- Auto on/off switch, 8 m (26-1/4') electrical cord.
- UL (United States and Canada), Gost and CE approved/listed.
- All models feature Dynabrade Composite-Style Couplers for maximum air flow to tools and easy connect/disconnect by single push-button action.
- Also includes Vacuum Hose Swivel Adapter. Lightweight vacuum hose connection swivels to add flexibility to your vacuum hose connection.



Model  
61296



Model  
61297



**NOTE: Dynabrade Portable Vacuum is to be used only when working on non-metallic surfaces.**

Model Number	Capacity Liter (Gal.)	Voltage/Frequency	Watts	Water Static Lift cm/Inch/mbar	Plug (Region)	Sound Level	Air Pressure Bar (PSIG)	Shipping Weight	Height cm (Inch)	Width cm (Inch)
61292	36 (9.9)	230V/50 Hz	1,400 W	229/90/230	UK (G-B)	76 dB(A)	6.2 (90)	22 kg (48.4 lb.)	98 (38-1/2)	53 (20-7/8)
61294	36 (9.9)	110V/60 Hz	1,300 W	229/90/230	UK (G-B)	76 dB(A)	6.2 (90)	22 kg (48.4 lb.)	98 (38-1/2)	53 (20-7/8)
61296	36 (9.9)	230V/50 Hz	1,400 W	229/90/230	CEE7/XVII (Europe)	76 dB(A)	6.2 (90)	22 kg (48.4 lb.)	98 (38-1/2)	53 (20-7/8)
61293	64 (17)	230V/50 Hz	1,400 W	229/90/230	UK (G-B)	76 dB(A)	6.2 (90)	28 kg (61.6 lb.)	114 (44-7/8)	70 (27-5/8)
61297	64 (17)	230V/50 Hz	1,400 W	229/90/230	CEE7/XVII (Europe)	76 dB(A)	6.2 (90)	28 kg (61.6 lb.)	114 (44-7/8)	70 (27-5/8)

## Vacuum Cartridge Filter

- For use with European Portable Vacuum.

### Part No. 80040

#### HEPA Cartridge Filter

- True HEPA filtration is recognized as one of the most efficient air filtration methods available and has been proven to remove airborne particles.
- Our HEPA Cartridge Filter is certified 99.97% efficient in capturing 0.3 micron respirable-size-particles. (One micron equals 1 millionth of a meter.)



## Pre-Filters

- For use with European Portable Vacuum.
- Made of Polypropylene.
- Creates a "Faraday" cage around the HEPA filter.
- Prevents clogging.

### Part No. 80041

- Pre-Filter used for 36L model Vacuum Systems.

### Part No. 80039

- Pre-Filter used for 64L model Vacuum Systems.



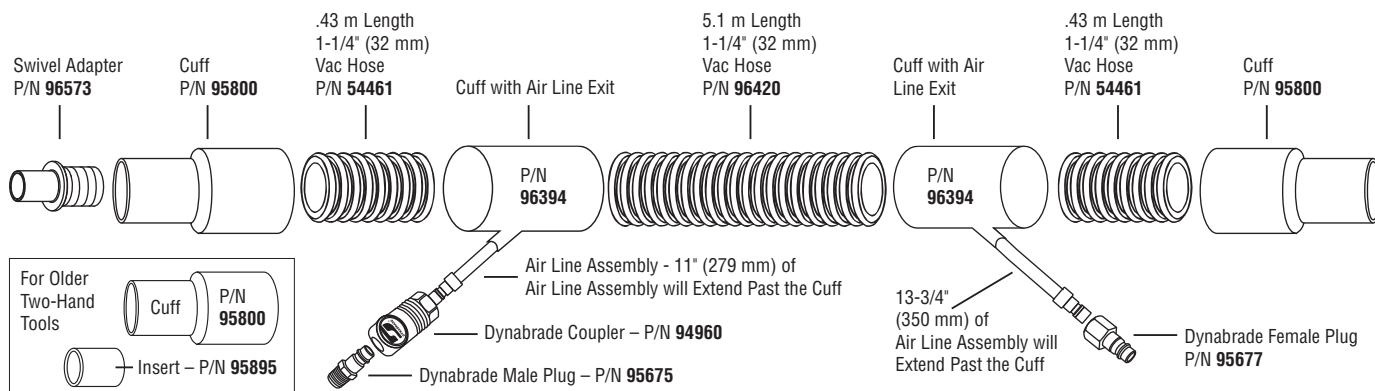
# Coaxial Vacuum Hose Assemblies

## For EUROPEAN Portable Vacuum Systems

### For use with Dynabrade Vacuum Systems

#### Part No. 94941

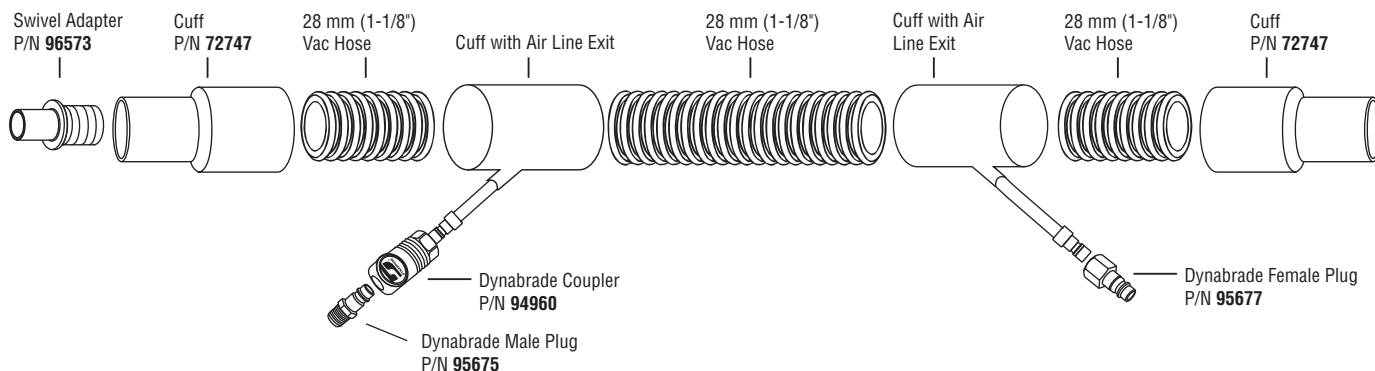
- Standard 32 mm (1-1/4") dia. x 6 m (20') Long Coaxial Vacuum Hose Assembly.



### For use with Dynabrade Vacuum Systems

#### Part No. 72745

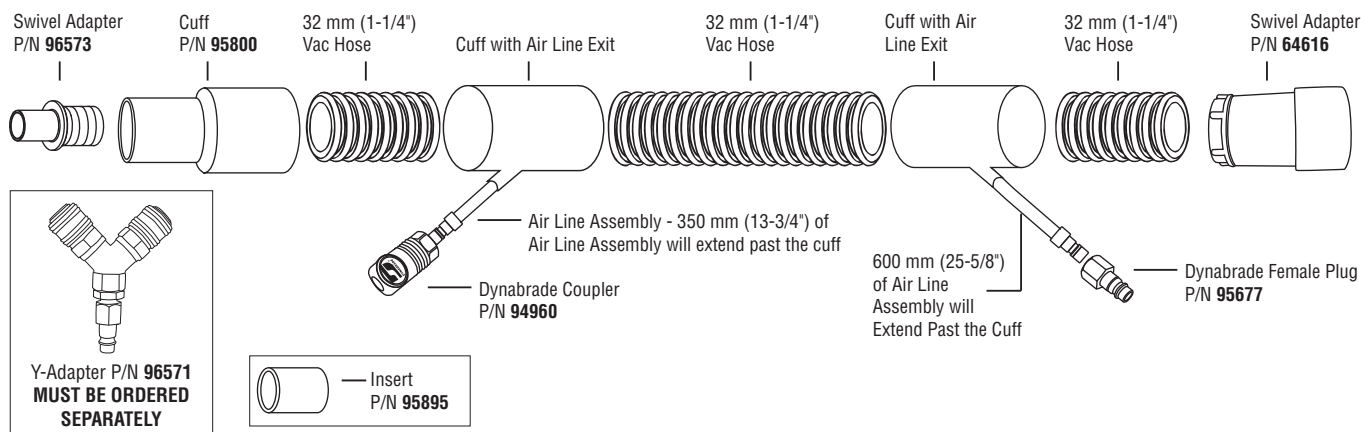
- Standard 28 mm (1-1/8") dia. x 6 m (20') Long Coaxial Vacuum Hose Assembly.



### For use with Non-Dynabrade Vacuum Systems

#### Part No. 94943

- Optional 32 mm (1-1/4") dia. x 6 m (20') Long Coaxial Vacuum Hose Assembly.





# Electric Portable Vacuum Accessories

## Customize Your Portable Electric Vacuum System

### Vacuum Tray

**Part No. 96567**

**9.9 gallon (36 liters)**

**Part No. 96563**

**17 gallon (64 liters)**

- A convenient, heavy duty storage tray for work-related items.
- Shown with optional **96581 Hanger**, ideal for hanging vacuum hoses.



### Replacement Brushes

**Part No. 80057** **110 V - 60 Hz.**

- Quantity of two.

**Part No. 80058** **230 V - 50 Hz.**

- Quantity of two.



### Wall Mount Bracket

**Part No. 96534**

- Keep vacuum off floor for convenient storage.



### Vacuum Cleaning Kit

**Part No. 96558**

- Includes 6' (1.8 m) long x 1-1/4" (32 mm) dia. vacuum hose, curved handle and two extension pipes along with round brush, crevice tool and coarse dirt nozzle attachments.
- For use with all electric portable vacuums.



### Vacuum Edge Guard

**Part No. 61361**

- Non-marring protective edge allows vacuum unit to be placed on finished surfaces.
- For use with 9.9 gallon (36 litres) models only.



### Conductive "Y" Connector & Inlet

- Parts are carbon-impregnated to shield operator from electrostatic discharge (ESD).

**Part No. 31968**

**Conductive "Y" Connector**

- Connects two tools to vacuum simultaneously. (64686 Non-Conductive "Y" Connector also available.)



31968

**Part No. 31964**

**Conductive Inlet**

- Allows attachment of "Y" Connector to Portable Vacuum.



31964

### Cartridge Filters for Portable Vacuum Systems

- For Vacuum Models 61300-61311

**Part No. 64683**

**Paper Cartridge Filter**

- Cartridge filtration capturing one-micron respirable-size particles.



**Part No. 64684**

**HEPA Cartridge Filter**

- True HEPA filtration is recognized as one of the most efficient air filtration methods available and has been proven to remove airborne particles.
- Our HEPA Cartridge Filter is certified 99.97% efficient in capturing 0.3 micron respirable-size-particles. (One micron equals 1 millionth of a meter.)



### Locking-Front Wheel Assembly

**Part No. 80051**

- Lock vacuum in place with the simple ease of a push-lock system.



# Pneumatic Portable Vacuum System

## For Use With Dynabrade Vacuum Tools

### For Vacuuming on Non-Metallic Surfaces Only

#### Model 64625

- Powerful industrial vacuum for commercial use, particularly where use of electric equipment is hazardous or where electric supply is not available.
- Connect and operate two tools simultaneously.
- 10 gal. (37.8 liters) capacity; developed to be safe and portable.
- Top of the vacuum head is designed to work as a shelf to hold air tools, sandpaper, etc.
- 100 CFM vacuum flow.
- The filter element is water resistant and washable.
- Also accepts optional 64630 HEPA Filter.
- Includes a set of five dust bags (Part No. 64627). Also sold separately.
- USA Government National Stock Number 7910015614879.

#### Model 64635

- Includes two 64639 Conductive Coaxial Hose Assemblies.



**Model 64625 10 Gallon/37.8 Liter,  
Dry Air-Powered Vacuum.**

Model Number	Capacity Gallon (Liter)	Air Inlet Pressure PSIG (Bar)	Air Consumption SCFM (L/Min)	Static Lift Inch of water / cm of water / mbar	Sound Level	Shipping Weight Pound (kg)	Height Inch (mm)	Width Inch (mm)
64625	10 (37.8)	80 (5.5)	35 (991)	57 / 145 / 142	73 dB(A)	48.4 (22)	44 (1,118)	19 (483)
		90 (6.2)	37 (1,048)	60 / 152 / 149				
		95 (6.6)	41 (1,161)	67 / 170 / 167				
		100 (6.9)	44 (1,246)	70 / 178 / 174				
		105 (7.2)	45 (1,274)	73 / 185 / 182				
		110 (7.6)	47 (1,331)	76 / 193 / 189				

## Disposable Bags

### For Dynabrade Electric & Pneumatic Portable Vacuum Systems

Part No.	Description	For Use With
50692	1-2 Micron (400/case)	95575 Bag 'n Box System and 54288 Bag 'n Box System
50693	1-2 Micron (24/pkg.)	95575 Bag 'n Box System and 54288 Bag 'n Box System
64682	5 Micron (10/pkg.)	Portable Vacuum Models 61300, 61302, 61304, 61306 and 61308
80076	5 Micron (10/pkg.)	Portable Vacuum Models 61301, 61303, 61305, 61307 and 61309
64627	Plastic (12/pkg.)	Portable Vacuum Model 64625
62004	5 Micron (12/pkg.)	Portable Vacuum Model 61500
64601	5 Micron (5/pkg.)	Portable Vacuum Model 64600 ( <i>discontinued</i> )
64606	5 Micron (5/pkg.)	Portable Vacuum Model 64605 ( <i>discontinued</i> )



# Non-Conductive Vacuum Hoses

## Configurations to Match Various Systems

*Ideal for Use with Dynabrade Vacuum Tools and Portable Vacuum Systems*



Hose Diameter	Part No.	Length	Cuffs
3/4" (19 mm)	52036	2-1/2' (76 cm)	1
	50834	5' (152 cm)	2
	95729	Specify - up to 50' (15-1/4 cm)	0*
1" (25 mm)	50638	18" (46 cm)	2
	50682	6' (183 cm)	2
	95596	4-1/2' (137 cm)	1
	95709	10' (305 cm)	2
	95395	Specify - up to 50' (15-1/4 cm)	0**
1-1/4" (32 mm)	54201	4-1/2' (137 cm)	0
	54202	6' (183 cm)	2
	54205	Specify - up to 50' (15-1/4 cm)	0
1-1/2" (38 mm)	95847	Specify - up to 50' (15-1/4 cm)	0

\*NOTE: Optional 95602 Factory-Installed Cuffs available

\*\*NOTE: Optional 95599 Factory-Installed Cuffs available



## Vacuum Hose Reduction Assembly

**96580 – Non-Conductive**

**31945 – Conductive**

**2" (51 mm) Non-Thread Tool Connection to 1-1/4" (32 mm) Vacuum Connection**



- For connecting tools with 2" (51 mm) vacuum port to Dynabrade Portable Vacuum.
- Use to connect Dynabrade 8" (203 mm) dia. Central Vacuum Random Orbital and Gear-Driven Sanders.

# Conductive Vacuum Hoses & Cuffs

## Carbon-Impregnated to Shield Operator from Electrostatic Discharge (ESD)

*Ideal for Use with Dynabrade Vacuum Tools and Portable Vacuum*

- **Conductive Vacuum Hoses & Cuffs** shield operator from ESD, by surrounding the static charge and safely conducting it to ground.
- Conductive parts are carbon-impregnated and have **no wearable coating**. They provide permanent protection for the life of the hose or cuff.



## Conductive Vacuum Hoses

**Specify Length – up to 50' (15-1/4 cm)**

Hose Diameter / Length	Part No.
1-1/4" (specify length)	31920
1" (specify length)	31921
1-1/2" (specify length)	31923
1" dia. x 6' long	31924
3/4" (specify length)	31925

## Conductive Hose Cuffs

Connection (To Hose / To Tool)	Part No.
1" Thread / 1" Non-Thread	31900
1-1/2" Thread / 1" Non-Thread	31901
1-1/4" Thread / 1" Non-Thread	31902
1-1/4" Thread / 1-1/4" Non-Thread	31904
1-1/4" Thread / 1-1/4" Non-Thread - Swivel	31905
1-1/4" Thread / 1" Non-Thread - Swivel	31907
3/4" Thread / 3/4" Non-Thread	31908
1" Thread / 1-1/4" Non-Thread	31909
1-1/2" Thread / 1-1/4" Thread - Swivel	31914
1-1/2" Thread / 2" Non-Thread	31915
3/4" Thread / 1" Non-Thread	97180





# Non-Conductive Vacuum Hose Cuffs

## Configurations to Match Various Systems

*Ideal for Use with Dynabrade Vacuum Tools and Portable Vacuum Systems*

Part Number	Connection to Vacuum Hose	Hose Cuff	Connection to Vacuum Tool
95601	3/4" Thread		3/4" Non-Thread
95396	1" Thread		1" Non-Thread
54208	1" Thread		1-1/4" Non-Thread
95894	1-1/4" Thread		1" Non-Thread
 Includes 95895 Insert to mount to tool's vacuum outlet directly	1-1/4" Thread		1" Non-Thread
 Includes 95895 Insert to mount to tool's vacuum outlet directly	1-1/4" Thread	 <i>Swivel Cuff</i>	1" Non-Thread
96006	1-1/4" Thread	 <i>Swivel Cuff</i>	1" Non-Thread
96004	1-1/4" Thread	 <i>Swivel Cuff</i>	1-1/4" Non-Thread
 Includes 95895 Insert to mount to tool's vacuum outlet directly	1-1/4" Thread		1-1/4" Non-Thread
96412	1-1/4" Thread		1-1/4" Thread
<i>Use to connect two 1-1/4" (32 mm) hoses</i>			

96300	1-1/4" Thread	 <i>Includes water line port</i>	1-1/4" Thread
96414	1-1/4" Thread		1-1/2" Non-Thread
96103	1-1/2" Thread	  Includes 95895 Insert to mount to tool's vacuum outlet directly	1" Non-Thread
96104	1-1/2" Thread	 <i>Keeps the air line out of the way</i>	1" Non-Thread
96102	1-1/2" Thread	  Includes 95895 Insert to mount to tool's vacuum outlet directly	1-1/4" Non-Thread
95699	1-1/2" Thread		1-1/4" Non-Thread
97051	1-1/2" Thread		2" Non-Thread
95700	2-1/4" Thread	 <i>Includes 95699 Cuff Adapter and 95698 Swivel Cuff (2" [51 mm])</i>	1-1/4" Non-Thread
95698	2-1/4" Thread	 <i>Swivel Cuff</i>	2" Non-Thread

SOURCE CAPTURE SYSTEMS

*(See page 216 for Non-Conductive Vacuum Hoses)*

# Vacuum Conversion Kits

## For Dynabrade Random Orbital Sanders

- Pad diameter determines which kit is right for your tool.
- Conversion Kit allows user to change tool into desired vacuum configuration.



Pad Diameter	Converts Tool To	Kit Part Number
3-1/2" (89 mm)	Self-Generated Vacuum	57118
3-1/2" (89 mm)	Central Vacuum	57119
5" (127 mm)	Self-Generated Vacuum	57120
5" (127 mm)	Central Vacuum	57121
6" (152 mm)	Self-Generated Vacuum	57122
6" (152 mm)	Central Vacuum	57123

# Vacuum Hose Swivel Adapters

## SWIVELS for Tool Maneuverability

- Ideal for Dynabrade Random Orbital Sanders.
- 1" (25 mm) connection to tool.

### Part No. 96572

#### 1" Swivel Adapter

- 1" (25 mm) connection to vacuum hose.

### Part No. 96573

#### 1-1/4" Swivel Adapter

- 1-1/4" (32 mm) connection to vacuum hose.



# Vacuum Hose Assemblies/Accessories

## Vacuum Hose/Air Line Assembly

### Part No. 95820

#### 1" (25 mm) Dia. x 10' (3 m) Long

- For use with Dynabrade Random Orbital Sanders.
- 95709 Flex Hose: 1" (25 mm) x 10' (3-1/4 m) long with cuffs.
- 95816 Air Line: 1/4" (6 mm) dia. x 11' (3.375 m) long
- 95362 Rubber Connectors.



## Vacuum Hose Cover

### Part No. 95986

#### 5' (1.5 m) Long Cloth Cover

- Covers air line and vacuum hose (not included).
- Eliminates damage from hose dragging on the work surface.



## Rubber Connectors

### Part No. 95362

#### (5/pkg.)

- Used to strap tool air line to tool's vacuum hose for easy "all-in-one" maneuverability.



# Dust Collection Receptacles & Self-Contained Dust Collection Systems

Easily Attach to Dynabrade Self-Generated Vacuum Tools

## Mini-Reusable Felt Bag

### Part No. 50694

- 11" (279 mm) long x 3" (76 mm) wide. End opens up - no need to remove bag from tool when emptying.
- One-micron filter rating. Bag traps over 99% of vacuum particles one micron or larger.



## Reusable Felt Bags

- 14-1/2" (368 mm) long x 7-1/2" (191 mm) wide.
- One-micron filter rating. Bag traps over 99% of vacuum particles one micron or larger.



### Part No. 50683

*Hook-Face Closure*

### Part No. 56304

*Zipper-Lock Closure*



## Durable Box Receptacle

### Part No. 95575

- A pre-punched hole accepts 1" (25 mm) diameter Dynabrade vacuum hoses.
- Houses paper vacuum bag. Reorder bags in quantities of 400 (50692), or 24 (50693).



## Mini-Flex-Hose System

### Part No. 54284

- 95580 Air Line 1/4" (6 mm) dia. x 28" (711 mm) long.
- 50638 Flex-Hose 1" (25 mm) dia. x 18" (457 mm) long.
- 50694 Mini-Reusable Felt Bag.



## 6' (1.8 m) Long Flex-Hose Systems

### 1" (25 mm) dia. 50682 Flex-Hose

### Part No. 50617

- Includes 50683 Bag with hook-face closure.

### Part No. 56303

- Includes 56304 Bag with zipper-lock closure.

### 1-1/4" (32 mm) dia. 54202 Flex-Hose

### Part No. 54218

- Includes 50683 Bag with hook-face closure.

### Part No. 54219

- Includes 56304 Bag with zipper-lock closure.



## "Bag-in-Box" System

### Part No. 54290

- Includes: 95361 Air Line, 5' (1.5 m) long, 50682 Flex-Hose (1" [25 mm] dia. x 6' [1.8 m] long) and 95575 Durable Box Receptacle (to house bag and store tool).
- Sample paper bag included. Paper bag reorder: 50692 (400/case) or 50693 (24/pkg.)



## "Bag-In-Bag" System

### Part No. 54288

- 50692 Disposable Vacuum Bag fits inside reusable 50697 Mesh-Style Bag, which attaches to operator's belt for added maneuverability.
- Includes: 50682 Flex Hose (1" [25 mm] dia. x 6' [1.8 m] long), 95361 Air Line (1/4" 96 mm) dia. x 5' [1.5 m] long) and 94996 Belt Strap.



## HEPA "Bag-In-Bag" System

### Part No. 54500

- Includes 56327 HEPA Bag (.03 micron filtration), which fits inside durable mesh bag. System attaches to operator's belt loop, allowing full mobility.
- HEPA Dust Seal™ securely traps all contents, even as bag is disconnected.
- Also includes 50682 Flex Hose (1" [25 mm] dia. x 6' [1.8 m]), 95361 Air Line (1/4" [6 mm] dia. x 5' [1.5 m]) and 94996 Belt Strap.
- HEPA Bags sold separately, and in 56332 Ten-Pack or 56333 Case (250 Bags).



**NEW!**

SOURCE CAPTURE SYSTEMS



# Downdraft Table Replacement Filters

For Use with Dry Downdraft Sanding Tables

## Filters for Standard Duty Tables (Pages 205-206)

Part Number	Filter Description	Dimensions (W x L x D)	Filter Quantity in Table (33" x 41" and 33" x 60")	Filter Quantity in Table (36 x 72")
64671	Pleated Panel Filter	20" x 25" x 2"	2	3
64672	Class I Non-Flammable	20" x 25" x 2"	2	3
64985	Pre-Filter Blanket	30" x 39" x 1/2"	1	N/A
64986	Pre-Filter Blanket	30" x 59" x 1/2"	N/A	1



64672



## Filters for 64657 Heavy Duty Table (Page 205)

Part Number	Filter Description	Dimensions (W x L x D)	Filter Quantity (in Table 64657)
64658	Pleated Panel Filter	20" x 25" x 1"	8
64659	Pleated Panel Filter	16" x 25" x 1"	4
64987	Pre-Filter Blanket	48" x 96" x 1/2"	1

# Respirator Masks from Dynabrade

Filter Out Airborne Particles for Cleaner, Safer Workplace!

- Dynabrade's new Respirator Masks help filter out airborne particles. Ideal for workplaces where grinding, sanding, deburring and buffing take place.
- N95 – NIOSH approved. N95 rating indicates the mask blocks 95% of particles 0.3 microns in size and larger!
- Both styles are double-strapped and feature adjustable nosepiece for added comfort.
- 15462 Mask includes Exhalation Valve, which allows exhaled air to exit without outside air returning into valve.
- Masks are packaged 20 per box.



15465



15462

# Overskirt Shrouds

For Dynabrade Random Orbital Sanders

## Overskirt Shrouds

- Has built-in vacuum port.
- Replace standard lip-seal shrouds in seconds.
- Protects pad edges when working near workpiece sides.



Part No.	Pad Diameter	Tool Compatibility
57084	3" (76 mm)	Random Orbital Sanders
	3-1/2" (89 mm)	
57086	5" (127 mm)	Random Orbital Sanders
56063	5" (127 mm)	Wet Random Orbital Sanders
57087	6" (152 mm)	Random Orbital Sanders
56065	6" (152 mm)	Wet Random Orbital Sanders

## Overskirt Shroud Conversion Kits

- All-in-one kit allows conversion of non-vacuum tools to self-generated or central vacuum tools.
- For use on 5" (127 mm) or 6" (152 mm) Dynorbital-Spirit® and Dynorbital® Supreme sanders.



Part No.	Pad Diameter	Conversion Type
57556	5" (127 mm)	Self-Generated Vacuum
57557	5" (127 mm)	Central Vacuum
57558	6" (152 mm)	Self-Generated Vacuum
57559	6" (152 mm)	Central Vacuum

# Vacuum Shrouds for Disc Sanders

Replacement Shrouds for Vacuum Disc Sanders (pages 85-88)

## 2" (51 mm) Diameter Vacuum Shroud

### Part No. 52742

- For use with 2" Vacuum Disc Sanders.
- Lightweight, flexible, non-marring.
- Clear urethane allows optimum view of work surface.
- Accommodates optional abrasive discs, 2" (51 mm) in diameter.



## 3" (76 mm) Dia. Vacuum Shrouds

### 50789 Trimmed Shroud

- For use with 3" Vacuum Disc Sanders.
- Lightweight, flexible, non-marring.
- Clear urethane, with "view port" for optimum work surface visibility.
- For use with optional coated abrasive and non-woven nylon discs.



### 50771 Standard Shroud

- For use with 3" Vacuum Disc Sanders.
- Lightweight, flexible, non-marring.
- Clear urethane, with "view port" for optimum work surface visibility.
- For use with optional bristle-type discs.
- May also be trimmed for customized use.



# Disc Sander Vacuum Conversion Kits

Converts 3" (76 mm) Dia. Non-Vacuum Disc Sander to Central Vacuum

For Use with Models 48530, 48531, 48532 (page 74)

### 54603 Conversion Kit *Trimmed Shroud*

- Includes 50789 Trimmed Shroud, vacuum hose, swivel hose cuff assembly with 1-1/4" (38 mm) port, hose clamp.



### 54602 Conversion Kit *Standard Shroud*

- Includes 50771 Standard Shroud, vacuum hose, swivel hose cuff assembly with 1-1/4" (38 mm) port, hose clamp.



# Vacuum Shrouds for Pencil Grinders

Replacement Shrouds for Vacuum Pencil Grinders (page 50)

### 51739 Standard Shroud

- Lightweight, flexible, non-marring Vacuum Shroud.
- For use with Dynabrade standard (non-extension) Pencil Grinders.
- Shroud opening of 1-3/8" (35 mm) allows capture of dust and contaminants.



### 51785 Extension Shroud

- Lightweight, flexible, non-marring Vacuum Shroud.
- For use with Dynabrade Extension Pencil Grinders.
- Shroud opening of 1-3/4" (44 mm) allows capture of dust and contaminants.







# AIR TOOL ACCESSORIES

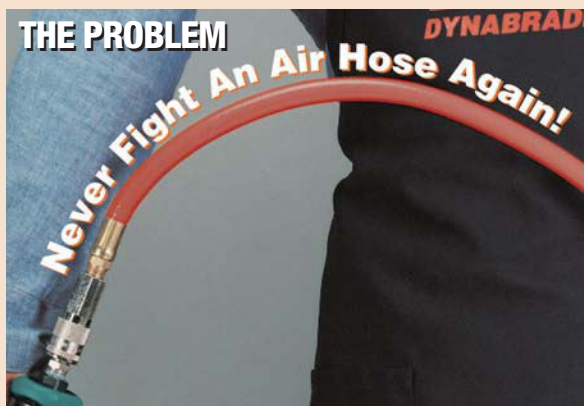
Air Line Assemblies - Flexible, Swivel-Style .....	226	Foam-Backed Sanding Pads .....	240
Air Line Assemblies - Lightweight .....	225	Gear-Driven Sanding Pads .....	234
Air Line Fittings .....	227	Handles for Various Tools .....	253
Air Motor Tune-Up Kits .....	267	Hanger for Right Angle Denibber .....	241
Arbors, Accessories .....	248	Hangers for Various Tools .....	253
Bench Mount .....	255	Interface Pads, Pad Conversions .....	238
Buffing Pads, Hook-Face .....	239	Leveling Jacks .....	252
Carbide Burrs .....	251	Mini-Dynorbital® Disc Pads .....	240
Contact Wheels & Assemblies .....	256	Mini-Dynorbital® Sanding Heads .....	241
Couplers, Coupler/Plug Assemblies .....	228	Mini-Dynorbital® Sanding Pads .....	241
Disc Sanding Pads & Assemblies .....	242	Pneumatic Wheels, Accessories .....	243
Drop-In Motors .....	265	Portable Wet Tank Assembly .....	255
Dynabug®, Dynabug® II, Dynabug® "Model T" Pads .....	237	Random Orbital Sanding Pads, Overview .....	229
Dynacushion® Pneumatic Wheels .....	244	Random Orbital Sanding Pads, Vinyl-Face .....	230
Dynafine® Sanding Pads .....	236	Random Orbital Sanding Pads, Hook-Face .....	231
Dynaflex Expander Wheels .....	246	Random Orbital Sanding Pads, Specialty .....	232
DynaJet In-Line Blow Guns .....	224	Random Orbital Sanding Pads, Additional .....	233
Dynaline Sanding Pads .....	235	Random Orbital / Gear-Driven Sanding Pads .....	235
DynaMitt Sanding Glove .....	253	RED-TRED® Eraser Disc, Accessories .....	247
Dynaswivel® Air Line Connectors .....	223	Safety-Lock Throttle Levers .....	253
DynaWheel Pneumatic Wheels .....	245	Slotted Wheels .....	246
DynaZip Accessories, Overhose Assemblies .....	247	Threaded Adapters .....	250
Dynūba, Lubricants and Grease .....	254	Wet/Dry Sander Disc Pads .....	240
File Board Sanding Pads .....	239		
Filter-Regulator-Lubricator .....	224		
Finesse Sanding Creme & Glaze .....	255		



# Dynaswivel® Air Line Connectors

Never Fight an Air Tool Again! For Use with Most Air Tools

## THE PROBLEM



## THE SOLUTION



- The Dynaswivel® is a “universal-joint” that connects portable air tools to an air line.
- It improves tool maneuverability, minimizes operator fatigue and extends hose life.
- Patented; works great on air tools or paint guns.

## Non-Marring Composite Construction

### Double Pivot

- Swivels 360° AT TWO PIVOT POINTS allowing the air hose to drop directly to the floor while providing superb tool handling.

94300



### Double Pivot, Flow Control

- Swivels 360° AT TWO PIVOT POINTS allowing the air hose to drop directly to the floor while providing superb tool handling.
- Fingertip air-flow control dial.

### Display Pak (96177)

- Includes countertop display box and ten 94300 Dynaswivel® Connectors.



94407

Part Number	Thread Size	Flow Control	Air Flow Range SCFM (L/Min)	Weight oz. (kg)
94300*	1/4" NPT	No	up to 33 (935)	2.15 (.06)
94407**	1/4" NPT	Yes	up to 46 (1,303)	2.40 (.08)

\*USA Government National Stock Number 4730012932930

\*\*USA Government National Stock Number 4730015023159

## Aluminum and Stainless Steel Construction

### Single Pivot

- Right angle “single-pivot” swivels 360° at one location.
- Designed to permit air hose to extend horizontally away from tool while allowing 360° tool maneuverability.
- Great for stationary equipment.



95590

Part Number	Thread Size	Air Flow Range SCFM (L/Min)	Weight lb. (kg)
95590	1/4" NPT	up to 25 (708)	0.11 (0.05)
95591	3/8" NPT	26-45 (736-1,275)	0.26 (0.12)
95592	1/2" NPT	46-65 (1,303-1,841)	0.46 (0.21)

## Aluminum and Stainless Steel Construction

### Double Pivot

- Swivels 360° AT TWO PIVOT POINTS allowing the air hose to drop directly to the floor while providing superb tool handling.

95460



### Double Pivot, Flow Control

- Swivels 360° AT TWO PIVOT POINTS allowing the air hose to drop directly to the floor while providing superb tool handling.
- Finger-tip air-flow control dial.

95734



Part Number	Thread Size	Flow Control	Air Flow Range SCFM (L/Min)	Weight lb. (kg)
95852	1/8" Male x 25 1/4" NPT Female	No	up to 25 (708)	0.18 (0.08)
95460*	1/4" NPT	No	up to 25 (708)	0.20 (0.09)
95734	1/4" NPT	Yes	up to 25 (708)	0.24 (0.11)
95461	3/8" NPT	No	26-45 (736-1,275)	0.40 (0.18)
95462	1/2" NPT	No	46-65 (1,303-1,841)	0.80 (0.36)
95690	3/4" NPT	No	above 65 (1,840)	1.50 (0.68)

## Ball-Swivel Plug

### Part No. 97016

Plug “swivels” for great tool maneuverability!

- 97016 Ball-Swivel Plug offers 53° conical range of motion, for added tool maneuverability and operator comfort.
- A natural fit with Dynabrade palm-style Random Orbital Sanders!
- Ported plug design allows air flow of up to 74 SCFM (2,095 L/Min).
- Maximum air pressure of 90 PSIG (6.2 Bar).

97016



53° Conical Range of Motion

# DynaJet In-Line Blow Guns

## Clean Off Work Surfaces Without Disconnecting

### Part No. 94467 *Safety Tip Design*


- Only connect once... permanently mounts between coupler and air hose to purge air line of water and contaminants before starting up air tools.
- Durable aluminum construction, weighs only 2 oz. (0.06 kg).
- Reduces line pressure down to 30 PSIG (2 Bar).
- Meets O.S.H.A. requirements of special relief hole in nozzle, which limits pressure to 30 PSIG (2 Bar) when dead-ended and used on an air line of 150 PSIG (10.3 Bar) or less.



Part Number	Thread Size	Weight	Recommended Air Flow Range SCFM (L/Min)
94467	1/4" Female NPT	0.06 kg	up to 35 SCFM (991 L/Min)

10.3 Bar (150 PSIG) maximum

### Proper Installation for DynaJet Blow Gun Connection



# Filter-Regulator-Lubricator

## Cost-Effective Maintenance for Air Supply Systems

### Filter-Regulator-Lubricator

- Unit has modular connections with mounting brackets for easy installation.

Part Number	Air Inlet Thread
10681	1/2" NPT



### Filter

- Five-micron filter element is standard.
- Manual push-button drain easily discharges contaminants.

Part Number	Air Inlet Thread
10671	1/2" NPT



### Filter-Regulator

- Unit has modular connections with mounting brackets for easy installation.

Part Number	Air Inlet Thread
10677	1/2" NPT



### Regulator

- Compensation built into unit responds faster to changes in incoming pressure and flow.
- Built-in PSI pressure dial gauge.

Part Number	Air Inlet Thread
10673	1/2" NPT



### Regulator-Lubricator

- Unit has modular connections with mounting brackets for easy installation.

Part Number	Air Inlet Thread
10679	1/2" NPT



### Lubricator

- Built-in check valve permits tool to be filled with oil without having to turn off air pressure.
- Adjustable oil drop to meter amount of oil into air system.

Part Number	Air Inlet Thread
10675	1/2" NPT



### FRL Flow Characteristics

Air Flow SCFM (L/Min)	Pressure Drop Across FRL PSI (Bar)
15 (425)	2.0 (.14)
30 (850)	3.0 (.21)
45 (1,274)	6.0 (.41)
60 (1,699)	7.0 (.48)
75 (2,124)	8.0 (.55)

Each unit includes two bushings for easy conversion to 3/8" NPT.

Additional Specifications: Maximum Operating Pressure 145 PSIG.

# Lightweight Air Line Assemblies

Cost-Effective Air Tool Connections • 8 mm and 10 mm I.D.

## Lightweight Air Lines – 8 mm I.D.

- Air lines are 66% lighter than conventional hoses!
- Great flexibility and tool maneuverability, reducing operator fatigue.
- Lines include “non-crimp” fittings (see below), ensuring air line integrity.
- Narrow bending radius prevents “choking” of air tool.

Part Number	Length Feet (Meters)	Line I.D.	Line O.D.	Fittings Included
94861	2 (.6)	8 mm	12.7 mm	Female (1/4") / Male (1/4")
94874	5 (1.5)	8 mm	12.7 mm	Male (1/4") / Male (1/4")
94863	5 (1.5)	8 mm	12.7 mm	Female (1/4") / Male (1/4")
94851	12 (3.7)	8 mm	12.7 mm	Male (1/4") / Male (1/4")
94852	12 (3.7)	8 mm	12.7 mm	Female (1/4") / Male (1/4")
94876	25 (7.6)	8 mm	12.7 mm	Male (1/4") / Male (1/4")
94892	25 (7.6)	8 mm	12.7 mm	Female (1/4") / Male (1/4")
94853	50 (15)	8 mm	12.7 mm	Male (1/4") / Male (1/4")
94854	50 (15)	8 mm	12.7 mm	Female (1/4") / Male (1/4")
94860	328 (100)	8 mm	12.7 mm	not included*
96569	Specify	8 mm	12.7 mm	not included*

\*Installed fittings may be ordered: 96491 – Female (1/4") / Male (1/4")  
96497 – Male (1/4") / Male (1/4")



8 mm Air Lines are ideal for connecting to Filter-Regulator-Lubricator (page 224)

## Lightweight Air Line – 8 mm I.D. (with Dynaswivel®)

- Air line is 66% lighter than conventional hoses!
- Great flexibility and tool maneuverability, reducing operator fatigue.
- Line includes “non-crimp” fittings (see below), ensuring air line integrity.
- Narrow bending radius prevents “choking” of air tool.

Part Number	Length Feet (Meters)	Line I.D.	Line O.D.	Fittings Included
94855*	5 (1.5)	8 mm	12.7 mm	Male (1/4") / Male (1/4")

\*Includes 94300 Composite Dynaswivel®. See page 223.



## Lightweight Air Lines – 10 mm I.D.

- Air lines are 66% lighter than conventional hoses!
- Great flexibility and tool maneuverability, reducing operator fatigue.
- Lines include “non-crimp” fittings (see below), ensuring air line integrity.
- Narrow bending radius prevents “choking” of air tool.

Part Number	Length Feet (Meters)	Line I.D.	Line O.D.	Fittings Included
94856	5 (1.5)	10 mm	15 mm	Male (1/4") / Male (1/4")
94857	12 (3.7)	10 mm	15 mm	Male (1/4") / Male (1/4")
94858	25 (7.6)	10 mm	15 mm	Male (1/4") / Male (1/4")
94859	164 (50)	10 mm	15 mm	not included*
94865	Specify	10 mm	15 mm	not included*

\*Fittings may be ordered separately. See page 227.



## Reusable Fittings

"Non-Crimp" Design Ensures Air Line Integrity

Part Number	Connects to Inside Diameter	Connection Thread
94897	8 mm	1/4" NPT Male
94898	10 mm	1/4" NPT Male





# Air Line Assemblies

## Cost-Effective Air Tool Connections • Flexible and Swivel-Style

### Flexible Air Lines – 1/4" I.D.

Part Number	Length Feet (Meters)	Line I.D.	Fittings Included
95580	28" (711 mm)	1/4"	Female (1/4") / Male (1/4")
95361	5 (1.5)	1/4"	Female (1/4") / Male (1/4")
95816	10 (3)	1/4"	Female (1/4") / Male (1/4")
95807	Specify	1/4"	not included*

\*Installed fittings may be ordered: 95938 – Female (1/4") / Male (1/4")



### Flexible Air Lines – 3/8" I.D.

Part Number	Length Feet (Meters)	Line I.D.	Fittings Included
95771	40" (1,016 mm)	3/8"	Female (1/4") / Male (1/4")
96339	5 (1.5)	3/8"	Female (1/4") / Male (1/4")
11292	8 (2.5)	3/8"	Male (1/4") / Male (1/4")
96323	10 (3)	3/8"	Female (1/4") / Male (1/4")
95101	Specify	3/8"	not included*

\*Fittings may be ordered separately. See page 227.



### Flexible Air Line – 1/2" I.D.


Part Number	Length Feet (Meters)	Line I.D.	Fittings Included
95870	5 (1.5)	1/2"	Female (1/2") / Male (1/2")



### Swivel Air Lines – 1/4" O.D.

Part Number	Length Feet (Meters)	Line O.D.	Fittings Included
96217	3 (0.9)	1/4"	Female (1/4") / Male (1/4")
96218	3 (0.9)	1/4"	Female (1/4") / Male (1/8")
96219	6 (1.8)	1/4"	Female (1/4") / Male (1/4")
96220	6 (1.8)	1/4"	Female (1/4") / Male (1/8")
96221	Specify	1/4"	not included*

\*Fittings may be ordered separately. See page 227.



### Swivel Air Lines – 3/8" O.D.

Part Number	Length Feet (Meters)	Line O.D.	Fittings Included
96222	3 (0.9)	3/8"	Female (1/4") / Male (1/4")
96223	6 (1.8)	3/8"	Female (1/4") / Male (1/4")
96224	Specify	3/8"	not included*

\*Fittings may be ordered separately. See page 227.

# Air Line Fittings

## Cost-Effective Air Tool Connections

### Press-On Fittings (for Swivel Air Lines Only)


Part Number	Connects to Inside Diameter	Connection Thread
96225	1/4"	1/4" NPT Female
96226	1/4"	1/4" NPT Male
96227	1/4"	1/8" NPT Male
96228	3/8"	1/4" NPT Female
96229	3/8"	1/4" NPT Male



For use with Swivel Air Lines only (see page 226)

### Barbed Fittings

Part Number	Connects to Inside Diameter	Connection Thread
95804	1/4"	1/4" NPT Female
95805	1/4"	1/4" NPT Male
95806	1/4"	Ferrule
96320	8 mm	1/4" NPT Male
96321	8 mm	1/4" NPT Female
96305	8 mm	Ferrule
94870	3/8"	1/4" NPT Female
94871	3/8"	1/4" NPT Male
98290	3/8"	3/8" NPT Male Swivel
96409	3/8"	Ferrule




# “Mega Flow” Plugs

## Ported Design to Prevent Starving of the Air Tool

- Durable zinc-plated steel construction.
- Provides up to twice the air flow of a standard plug design.

Body Size	Part Number	Thread Size (NPT)	Air Flow Range SCFM (L/Min)
1/4"	95675	1/4" Male	Up to 74 (2,095)
	95677	1/4" Female	
	96005	3/8" Male	
3/8"	98263	3/8" Male	Up to 138 (3,900)
	98264	3/8" Female	
1/2"	98271	1/2" Male	Up to 138 (3,900)
	98272	1/2" Female	



# Speed Control Dial

## Connects Directly to Air Tool

Hose and Tool Connections	Part Number	Air Flow Range SCFM (L/Min)
1/4" NPT	95745	Up to 25 (708)
3/8" NPT	95746"	Up to 26-45 (736-1,274)



AIR TOOL ACCESSORIES

# Couplers and Coupler/Plug Assemblies

Provide Maximum Air Flow to Tools • Plugs Also Sold Separately

## Steel and Brass Couplers

- Durable nickel-plated steel and brass construction.
- Single action quick-connect by just inserting plug into coupler. Pull back on sleeve of coupler for quick disconnect.



Coupler Body Size	Part Number	Thread Size NPT	Air Flow Range SCFM (L/Min)
1/4"	95674	1/4" Female	Up to 74 (2,095)
	95684	1/4" Male	
3/8"	98261	3/8" Female	Up to 138 (3,900)
	98262	3/8" Male	
1/2"	98269	1/2" Female	Up to 138 (3,900)
	98270	1/2" Male	



## Coupler/Plug Assemblies

- Assemblies include one coupler and one plug.
- Maximum working pressure: 150 PSIG (10 Bar).
- Temperature Range: -4°F to 212°F (-20°C to 100°C).



## Composite-Style Couplers

- Composite-style design provides maximum air flow to tools.
- Heavy duty construction.
- Easy connect/disconnect by single push-button action.
- Shock-proof, low-vibration, crush-resistant.
- Lightweight 1.4 oz. (0.04 kg), non-marring composite material.



Coupler Body Size	Part Number	Thread Size NPT	Air Flow Range SCFM (L/Min)
1/4"	94960	1/4" Female	Up to 54 (1,529)
	94980	1/4" Male	

## Plugs with Steel and Brass Couplers

Coupler Body Size	Part Number	Coupler Thread Size (NPT)	Plug Body Size	Plug Thread Size (NPT)	Air Flow Range SCFM (L/Min)
1/4"	95676	1/4" Female	1/4"	1/4" Male	Up to 74 (2,095)
	95850	1/4" Female	1/4"	1/4" Female	
	95685	1/4" Male	1/4"	1/4" Male	
	95851	1/4" Male	1/4"	1/4" Female	
3/8"	98265	3/8" Female	3/8"	3/8" Male	Up to 138 (3,900)
	98266	3/8" Female	3/8"	3/8" Female	
	98267	3/8" Male	3/8"	3/8" Male	
	98268	3/8" Male	3/8"	3/8" Female	
1/2"	98273	1/2" Female	1/2"	1/2" Male	Up to 138 (3,900)
	98274	1/2" Female	1/2"	1/2" Female	
	98275	1/2" Male	1/2"	1/2" Male	
	98276	1/2" Male	1/2"	1/2" Female	

## Safety Couplers

- Unique "Two Step" Safety Disconnect System releases air pressure before tool is disconnected.
- Engineered to minimize air leakage and eliminates "hose whip."
- Aerodynamically-designed valve improves air flow to tool.
- Ergonomically designed for easy one-hand operation.
- Advanced anti-static composite and stainless steel construction; cannot rust or corrode.
- Impact resistant with non-scratch surface.
- Conforms to ISO 4414 standard, and these specifications: 7.2/7.4 European full flow profile.



Coupler Body Size	Part Number	Thread Size NPT	Air Flow Range SCFM (L/Min)
1/4"	97566	1/4" Female	Up to 55 (1,558)
	97567	1/4" Male	

## Plugs with Black Composite-Style Couplers

Coupler Body Size	Part Number	Coupler Thread Size (NPT)	Plug Body Size	Plug Thread Size (NPT)	Air Flow Range SCFM (L/Min)
1/4"	94990	1/4" Female	1/4"	1/4" Male	Up to 54 (1,529)
	94991	1/4" Female	1/4"	1/4" Female	
	94992	1/4" Male	1/4"	1/4" Male	
	94993	1/4" Male	1/4"	1/4" Female	


## Plugs with Safety Couplers

Coupler Body Size	Part Number	Coupler Thread Size (NPT)	Plug Body Size	Plug Thread Size (NPT)	Air Flow Range SCFM (L/Min)
1/4"	97572	1/4" Female	1/4"	1/4" Male	Up to 55 (1,558)
	97573	1/4" Female	1/4"	1/4" Female	
	97574	1/4" Male	1/4"	1/4" Male	
	97575	1/4" Male	1/4"	1/4" Female	




## DYNABRADE PREMIUM SANDING PADS

# Faster Sanding, Finer Finishes, LOWER COSTS!



Dynabrade Random Orbital Sanding Pads are precision engineered for **ULTRA-SMOOTH** performance and **LONGER LIFE!** Remember to “Ask for the Orange” for the pad advantages that **increase your efficiency** and **lower your costs:**

- **SINGLE-PIECE Hub Design = LOWEST “Face Run-Out”!**
- **LOWEST “Face Run-Out” = LESS Pad Vibration!**
- **LESS Vibration = EXTENDED Bearing Life, LONGER Tool Life!**
- **LESS Vibration = REDUCED Operator Fatigue!**
- **LESS Vibration = SWIRL-FREE Finishes, FASTER Sanding!**
- **FASTER Sanding = Increased EFFICIENCY, LOWER COSTS!**



Pads are perfectly **WEIGHT-MATED** to Dynabrade Random Orbital Sanders, for **LOWEST Vibration Levels!**


**BETTER FINISHES, LONGER LIFE, LESS REWORK, HIGHER PROFITS...**



## Dynabrade Sanding Pads Make the Difference!

**Vinyl-Face****Random Orbital Sanding Pads****With Dynabrade's Exclusive Single-Piece Hub Design!**

- Exclusive single-piece hub design reduces pad vibration and ensures smooth performance.
- PREMIUM URETHANE Sanding Pads are perfectly weight-mated to Dynabrade tools, for achieving consistent **swirl-free finishes**.

**Ask for the  
ORANGE!****Vinyl-Face Pads**

Ideal for PSA-type disc adhesion. Remove abrasive adhesive paper liner and press abrasive to vinyl-face sanding pad. Quick disc removal.

**Non-Vacuum Pads**

High quality backup pad. Weight-mated for smooth running and minimal tool vibration.

**Vacuum Pads**

Holes are precisely located to achieve proper alignment with abrasive discs, for optimum vacuum capabilities.

**Channel Vacuum Pads**

1/8" (3 mm) deep recessed channel. No need to align abrasive holes with pad holes!

AIR TOOL ACCESSORIES

**Non-Vacuum Pads**

Pad Diameter	Part Number	Thickness	Density
<b>3" (76 mm)</b>	56084	5/8" (16 mm)	Medium
	56086	5/8" (16 mm)	Soft
<b>3-1/2" (89 mm)</b>	56097	5/8" (16 mm)	Soft
	56098	5/8" (16 mm)	Medium
<b>5" (127 mm)</b>	56102	3/8" (10 mm)	Soft
	56106	3/8" (10 mm)	Medium
	56175	5/8" (16 mm)	Medium
	56185	5/8" (16 mm)	Soft
	56273	1/2" (13 mm)	Extra Soft
<b>6" (152 mm)</b>	56103	3/8" (10 mm)	Soft
	56107	3/8" (10 mm)	Medium
	56177	5/8" (16 mm)	Medium
	56187	5/8" (16 mm)	Soft
<b>8" (203 mm)</b>	56234	3/8" (10 mm)	Medium

All Pads: 13,000 RPM maximum operating speed; 5/16"-24 male thread. (8" dia. pad mounts with 5 screws. 10,000 RPM max.)



**See Sanding Pad Display  
Packs on Page 233**

**Vacuum Pads**


Pad Diameter	Part Number	Holes	Thickness	Density
<b>3" (76 mm)*</b>	56084	0	5/8" (16 mm)	Medium
	56086	0	5/8" (16 mm)	Soft
<b>3-1/2" (89 mm)*</b>	56097	0	5/8" (16 mm)	Soft
	56098	0	5/8" (16 mm)	Medium
<b>5" (127 mm)</b>	56100	5	3/8" (10 mm)	Soft
	56104	5	3/8" (10 mm)	Medium
	56176	5	5/8" (16 mm)	Medium
	56186	5	5/8" (16 mm)	Soft
	56241	6	3/8" (10 mm)	Medium
	56274	5	1/2" (13 mm)	Extra Soft
	56275	5	5/8" (16 mm)	Soft
<b>6" (152 mm)</b>	56101	6	3/8" (10 mm)	Soft
	56105	6	3/8" (10 mm)	Medium
	56178	6	5/8" (16 mm)	Medium
	56188	6	5/8" (16 mm)	Soft
<b>8" (203 mm)</b>	56235	5	3/8" (10 mm)	Medium

All Pads: 13,000 RPM maximum operating speed; 5/16"-24 male thread. (8" dia. pad mounts with 5 screws. 10,000 RPM max.)

**\*NOTE:** Our 3" (76 mm) and 3-1/2" (89 mm) pads, without holes, can be used for vacuum sanding. Vacuum pick-up is around periphery of pad.

**Exclusive Single-Piece Hub Design**


- All Dynabrade Sanding Pads feature our exclusive single-piece hub design, which reduces pad vibration and ensures smooth performance!
- Competitive pads have a hub assembled from three separate pieces, which can contribute to pad "wobbling" and uneven sanding – meaning lost time and lost profits!
- "Face Run-Out" of Dynabrade Pads measures only .002 - .005. Competitive pads measure as high as .015 - .040!

**Channel Vacuum Pads**

Pad Diameter	Part Number	Holes	Thickness	Density
<b>5" (127 mm)</b>	56251	5	3/8" (10 mm)	Soft
	56252	5	3/8" (10 mm)	Medium
	56254	5	5/8" (16 mm)	Medium
	56256	5	5/8" (16 mm)	Soft
<b>6" (152 mm)</b>	56261	6	3/8" (10 mm)	Soft
	56262	6	3/8" (10 mm)	Medium
	56264	6	5/8" (16 mm)	Medium
	56266	6	5/8" (16 mm)	Soft


**Hook-Face****Random Orbital Sanding Pads****With Dynabrade's Exclusive Single-Piece Hub Design!**

- Exclusive single-piece hub design reduces pad vibration and ensures smooth performance.
- PREMIUM URETHANE Sanding Pads are perfectly weight-mated to Dynabrade tools, for achieving consistent **swirl-free finishes**.


**Ask for the  
ORANGE!****Hook-Face Pads**

Short nap pads for use with reattachable discs.

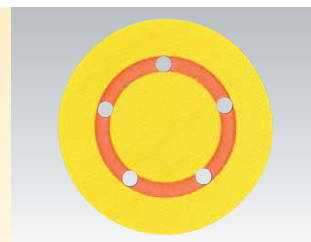
Long nap pads for use with non-woven nylon discs.

**Non-Vacuum Pads**

High quality backup pad. Weight-mated for smooth running and minimal tool vibration.

**Vacuum Pads**

Holes are precisely located to achieve proper alignment with abrasive discs, for optimum vacuum capabilities.

**Channel Vacuum Pads**

1/8" (3 mm) deep recessed channel. No need to align abrasive holes with pad holes!

**Non-Vacuum Pads**

Pad Diameter	Part Number	Thickness	Nap	Density
<b>3" (76 mm)</b>	56087	5/8" (16 mm)	Short	Medium
	56090	5/8" (16 mm)	Long	Medium
	56145	1/2" (13 mm)	Short	Medium
<b>3-1/2" (89 mm)</b>	54311	5/8" (16 mm)	Short	Soft
	54313	5/8" (16 mm)	Short	Hard
	54314	5/8" (16 mm)	Long	Medium
<b>5" (127 mm)</b>	54325	3/8" (10 mm)	Short	Medium
	56157	3/8" (10 mm)	Short	Soft
	56180	5/8" (16 mm)	Short	Medium
	56195	5/8" (16 mm)	Short	Soft
	56271	1/2" (13 mm)	Short	Extra Soft
<b>6" (152 mm)</b>	54327	3/8" (10 mm)	Short	Medium
	56158	3/8" (10 mm)	Short	Soft
	56182	5/8" (16 mm)	Short	Medium
	56197	5/8" (16 mm)	Short	Soft
<b>8" (203 mm)</b>	56236	3/8" (10 mm)	Short	Medium

All Pads: 13,000 RPM maximum operating speed; 5/16"-24 male thread. (8" dia. pad mounts with 5 screws. 10,000 RPM max.)

**Vacuum Pads**

Pad Diameter	Part Number	Holes	Thickness	Nap	Density
<b>3" (76 mm)*</b>	56087	0	5/8" (16 mm)	Short	Medium
	56090	0	5/8" (16 mm)	Long	Medium
	56142	6	1/2" (13 mm)	Short	Medium
<b>3-1/2" (89 mm)*</b>	54311	0	5/8" (16 mm)	Short	Soft
	54313	0	5/8" (16 mm)	Short	Hard
	54314	0	5/8" (16 mm)	Long	Medium
<b>5" (127 mm)</b>	54326	5	3/8" (10 mm)	Short	Medium
	56155	5	3/8" (10 mm)	Short	Soft
	56181	5	5/8" (16 mm)	Short	Medium
	56196	5	5/8" (16 mm)	Short	Soft
	56240	6	3/8" (10 mm)	Short	Medium
	56320	44	3/8" (10 mm)	Short	Medium
	56272	5	1/2" (13 mm)	Short	Extra Soft
<b>6" (152 mm)</b>	54328	6	3/8" (10 mm)	Short	Medium
	56156	6	3/8" (10 mm)	Short	Soft
	56183	6	5/8" (16 mm)	Short	Medium
	56198	6	5/8" (16 mm)	Short	Soft
	56321	52	3/8" (10 mm)	Short	Medium
<b>8" (203 mm)</b>	56322	48	3/8" (10 mm)	Short	Medium
	56327	8	3/8" (10 mm)	Short	Medium

All Pads: 13,000 RPM maximum operating speed; 5/16"-24 male thread. (8" dia. pad mounts with 5 screws. 10,000 RPM max.)

**\*NOTE:** Our 3" (76 mm) and 3-1/2" (89 mm) pads, without holes, can be used for vacuum sanding. Vacuum pick-up is around periphery of pad.

**Channel Vacuum Pads**

Pad Diameter	Part Number	Holes	Thickness	Nap	Density
<b>5" (127 mm)</b>	56250	5	3/8" (10 mm)	Short	Medium
	56253	5	3/8" (10 mm)	Short	Soft
	56255	5	5/8" (16 mm)	Short	Medium
	56257	5	5/8" (16 mm)	Short	Soft
<b>6" (152 mm)</b>	56260	6	3/8" (10 mm)	Short	Medium
	56263	6	3/8" (10 mm)	Short	Soft
	56265	6	5/8" (16 mm)	Short	Medium
	56267	6	5/8" (16 mm)	Short	Soft

**15-Hole Vacuum Pad\***

Pad Diameter	Part Number	Holes	Thickness	Nap	Density
<b>6" (152 mm)</b>	54331	15	5/8" (16 mm)	Short	Medium
	56297	15	3/8" (10 mm)	Short	Medium

**\*NOTE:** This pad has unique "8+6+1" hole pattern.

It accepts 6" (152 mm) diameter abrasive discs with these hole patterns:

- 6-Hole • 6+1 • 8+1 • 8+6+1 • 21-Hole • Mesh or Multi-Hole



## SPECIALTY RANDOM ORBITAL SANDING PADS


# Mesh Abrasive Pads

## Multi-Hole Patterns are Compatible with Mesh Abrasive Discs

- For use with Random Orbital Sanders; eliminates "pilling" problems.
- For improved dust-free sanding of body fillers and primer.
- 13,000 max. operating speed; medium density; 5/16"-24 male thread.

### Vacuum Pads

Pad Diameter	Part Number	Face	Holes	Thickness	Nap
5" (127 mm)	56320	Hook	44	3/8" (10 mm)	Short
6" (152 mm)	56321	Hook	52	3/8" (10 mm)	Short
8" (203 mm)	56322	Hook	48	3/8" (10 mm)	Short
11" (279 mm)	53997	Hook	15	3/8" (10 mm)	Short



### Vacuum and Mesh Conversion Kits

- Transform a Non-Vacuum tool into a Self-Generated Vacuum tool/Mesh Kit.
- Kits include Mesh Abrasive Pad, shroud and conversion parts, bag-in-bag vacuum system, extra disposable vacuum bags and scratch-proof belt strap.

#### Part No. 58055 5" Diameter Kit

- Includes 56320 Pad (5" diameter).

#### Part No. 58060 6" Diameter Kit

- Includes 56321 Pad (6" diameter).



# Radius Edge Pads

## Features Rounded Foam Edge

- For use with Random Orbital Sanders.
- Rounded foam edge of soft density pad conforms to shape of coves and corners.
- Hook-Face attachment is offset from pad edge, allowing abrasive to flex around radius.
- Ideal for use with scalloped-edge abrasives.
- 13,000 maximum operating speed; soft density; 5/16"-24 male thread.



### Non-Vacuum Pads

Pad Diameter	Part Number	Radius Edge	Nap	Thickness
3-1/2" (89 mm)	57796	3/8" (10 mm)	Short	5/8" (16 mm)
5" (127 mm)	57792	3/8" (10 mm)	Medium	5/8" (16 mm)
	57795	3/8" (10 mm)	Short	5/8" (16 mm)

### Vacuum Pad

Pad Diameter	Part Number	Radius Edge	Nap	Holes	Thickness
5" (127 mm)	57799	3/8" (10 mm)	Short	5	5/8" (16 mm)

## ADDITIONAL RANDOM ORBITAL SANDING PADS

# Rubber Random Orbital Sanding Pads

## Rubber Sanding Pads for the Economy-Minded Professional

12,000 RPM Maximum Operating Speed • 5/16"-24 Male Thread • Medium Density




### Diamond Pattern

Low-cost alternative to premium urethane pads for the economy-minded professional. Use with PSA-type abrasives.



### Post Pattern

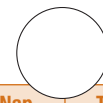
Grooves in bottom of pad allow for enhanced vacuum pick-up. No need to align vacuum holes with abrasive holes. Use with PSA-type abrasives.



### Long Nap Hook-Face

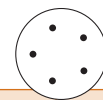
Use with non-woven nylon discs.

## Non-Vacuum Pads



Pad Diameter	Part Number	Face	Nap	Thickness
5" (127 mm)	50630	Diamond	—	1/2" (13 mm)
	50605	Hook	Long	1/2" (13 mm)
6" (152 mm)	50632	Diamond	—	1/2" (13 mm)
	50606	Hook	Long	1/2" (13 mm)

## Vacuum Pads



Pad Diameter	Part Number	Face	Nap	Holes	Thickness
5" (127 mm)	50631	Diamond	—	5	1/2" (13 mm)
	50695	Post Pattern	—	5	1/2" (13 mm)
	50607	Hook	Long	5	1/2" (13 mm)
6" (152 mm)	50633	Diamond	—	6	1/2" (13 mm)
	50696	Post Pattern	—	6	1/2" (13 mm)
	50610	Hook	Long	6	1/2" (13 mm)

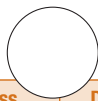
## Value Pad

### Quality Sanding Pad

- Vinyl-face.
- Medium density pad for use with Random Orbital Sanders.
- 5/16"-24 male thread.



## Non-Vacuum Pads



Pad Diameter	Part Number	Thickness	Density
5" (127 mm)	56205	3/8" (10 mm)	Medium
6" (152 mm)	56206	3/8" (10 mm)	Medium

## Vacuum Pads



Pad Diameter	Part Number	Holes	Thickness	Density
5" (127 mm)	56207	5	3/8" (10 mm)	Medium
6" (152 mm)	56208	6	3/8" (10 mm)	Medium

## Display Packs

### Display Pads in Refillable Dynabrade Box

- Each display pack consists of ten Dynabrade Random Orbital Sanding Pads.
- Pads fit Dynabrade tools as well as other manufacturers' sanders.




Pad Diameter	Pack Part No.	Pad Part No.	Vacuum Type	Holes
5" (127 mm)	95994	56106	Non-Vacuum	0
	95995	56104	Vacuum	5
6" (152 mm)	95996	56107	Non-Vacuum	0
	95997	56105	Vacuum	6

## Vinyl-Face

# Gear-Driven Sanding Pads

5", 6" and 8" Diameter Pads for Use with Gear-Driven Sanders



### Vinyl-Face Pads

Ideal for PSA-type disc adhesion. Remove abrasive adhesive paper liner and press abrasive to vinyl-face sanding pad. Quick disc removal.

- 5 screw-mount system for tool models 58441-58446.
- All pads: **PREMIUM URETHANE**; medium density.



### Non-Vacuum Pads

Pad Diameter	Part Number	Max. RPM	Thickness	Screws
5" (127 mm)	57761	12,000	3/8" (10 mm)	5
6" (152 mm)	57762	12,000	3/8" (10 mm)	5
8" (203 mm)	56234	10,000	1/2" (13 mm)	5


### Vacuum Pads

Pad Diameter	Part Number	Max. RPM	Thickness	Holes	Screws
6" (152 mm)	57763	12,000	3/8" (10 mm)	6	5
8" (203 mm)	56235	10,000	1/2" (13 mm)	8	5

## Hook-Face

# Gear-Driven Sanding Pads

5", 6" and 8" Diameter Pads for Use with Gear-Driven Sanders



### Hook-Face Pads

Short nap pads for use with reattachable discs.

- 5 screw-mount system for tool models 58441-58446.
- All pads: **PREMIUM URETHANE**; medium density.

### Vacuum Pads

Pad Diameter	Part Number	Max. RPM	Thickness	Holes	Screws
6" (152 mm)	57765	12,000	3/8" (10 mm)	6	5
8" (203 mm)	56237	10,000	1/2" (13 mm)	8	5

### Non-Vacuum Pads

Pad Diameter	Part Number	Max. RPM	Thickness	Screws
5" (127 mm)	57760	12,000	3/8" (10 mm)	5
6" (152 mm)	57387	10,000	3/8" (10 mm)	6
	57764	12,000	3/8" (10 mm)	5
8" (203 mm)	56236	10,000	1/2" (13 mm)	5

### Channel Vacuum Pad

Pad Diameter	Part Number	Max. RPM	Thickness	Holes	Screws
6" (152 mm)	57766	12,000	3/8" (10 mm)	8	5

## Rubber

# Gear-Driven Sanding Pads

- 8" (203 mm) diameters only.
- Rubber pads for the economy-minded professional.
- Hook-Face pads mount with five screws.
- Medium density.



### Non-Vacuum Pads

Pad Diameter	Part Number	Nap	Thickness
8" (203 mm)	54332	Long	1/2" (13 mm)
	54335	Short	1/2" (13 mm)

### Vacuum Pads

Pad Diameter	Part Number	Holes	Nap	Thickness
8" (203 mm)	54333	8	Long	1/2" (13 mm)
	54336	8	Short	1/2" (13 mm)




# 11" Random Orbital & Gear-Driven Sanding Pads

**Premium Foam Pads for Large Diameter Sanders – For use on Both Non-Vacuum and Vacuum Models**


*3,000 RPM Maximum Operating Speed*

*Mounts with Five Screws • Five Holes • Medium Density*



## Vinyl-Face Pads

Ideal for PSA-type disc adhesion. Remove abrasive adhesive paper liner and press abrasive to Vinyl-Face sanding pad. Quick disc removal.



## Hook-Face Pads

Short nap pads for use with reattachable discs.

## Non-Vacuum/Vacuum Pads



Pad Diameter	Part Number	Face	Nap	Thickness
11" (279 mm)	56230	Vinyl	–	1/2" (13 mm)
	56231	Hook	Short	1/2" (13 mm)



AIR TOOL ACCESSORIES

# Dynaline Sanding Pads

*3/8" (10 mm) Thick, Medium Density Pads*

- Pads mount with two screws.

## Non-Vacuum Pads

Pad Dimensions	Part Number	Face	Nap	Screws
2-3/4" x 8" (70 mm x 203 mm)	57454	Vinyl	–	2
	57456	Hook	Short	2
	57471	Hook	Long	2
3-2/3" x 7" (93 mm x 178 mm)	57850	Vinyl	–	2
	57851	Hook	Short	2
	57852	Hook	Long	2

## Non-Vacuum Pad with Clips

Pad Dimensions	Part Number	Face	Nap	Screws
2-3/4" x 8" (70 mm x 203 mm)	57460	Vinyl	–	2

## Channel Vacuum Pads

Pad Dimensions	Part Number	Face	Nap	Screws
3-2/3" x 7" (93 mm x 178 mm)	57870	Vinyl	–	4
	57871	Hook	Short	4



## Vacuum Pads

Pad Dimensions	Part Number	Face	Nap	Screws
2-3/4" x 8" (70 mm x 203 mm)	57455	Vinyl	–	6
	57457	Hook	Short	6
3-2/3" x 7" (93 mm x 178 mm)	57855	Vinyl	–	10
	57856	Hook	Short	10

## Contoured Pads

- Vinyl-face, premium urethane, medium density.
- Accepts 2-3/4" (70 mm) wide x 8" (203 mm) long PSA abrasive sheets.



Part Number	Pad Type
57462	Backsplash
57458	"Bull-nose"

# Dynafine® Sanding Pads

## Round Shape

Diameter	Part No.	Vacuum Type	Thickness	Holes	Attachment	Nap	Density	Screws
3" (76 mm)	58044	Vacuum	3/8" (10 mm)	6	Vinyl-Face	–	Soft	2
	58047	Vacuum	3/8" (10 mm)	6	Hook-Face	Short	Soft	2



## Triangular Shape

Diameter	Part No.	Vacuum Type	Thickness	Holes	Attachment	Nap	Density	Screws
2-7/8" x 3-1/8" (73 mm x 79 mm)	57950	Non-Vacuum	3/8" (10 mm)	0	Vinyl-Face	–	Medium	2
	57951	Non-Vacuum	3/8" (10 mm)	0	Hook-Face	Short	Medium	2
	57955	Non-Vacuum	3/8" (10 mm)	0	Hook-Face	Long	Medium	2
	58046	Vacuum	3/8" (10 mm)	6	Vinyl-Face	–	Medium	2
	58049	Vacuum	3/8" (10 mm)	6	Hook-Face	Short	Medium	2



## Tear Drop Shape

Diameter	Part No.	Vacuum Type	Thickness	Holes	Attachment	Nap	Density	Screws
3-3/4" x 2-3/8" (95 mm x 60 mm)	57952	Non-Vacuum	3/8" (10 mm)	0	Vinyl-Face	–	Medium	2
	57953	Non-Vacuum	3/8" (10 mm)	0	Hook-Face	Short	Medium	2
	57954	Non-Vacuum	3/8" (10 mm)	0	Hook-Face	Long	Medium	3
	58045	Vacuum	3/8" (10 mm)	6	Vinyl-Face	–	Medium	2
	58048	Vacuum	3/8" (10 mm)	6	Hook-Face	Short	Medium	2



## Raised Panel Shape

Diameter	Part No.	Vacuum Type	Thickness	Attachment	Nap	Density	Screws
4" x 3/4" (102 mm x 19 mm)	57956	Non-Vacuum	3/8" (10 mm)	Hook-Face	Short	Soft	2
4" x 1-1/4" (102 mm x 32 mm)	57957	Non-Vacuum	3/8" (10 mm)	Hook-Face	Short	Soft	2



**NOTE:** 98293 Complete Raised Panel Pad Assembly includes 57956 pad, mounting plate and two screws.  
57905 Kit includes 57956 pad and eight abrasive strips. 98292 Adapter mounts to tool (no pad included).

# Dynafine® Backsplash Sanding Pads

*Excellent for Fabricating Solid Surface Coved Backsplashes*

- Choose radius pads or reverse radius pads.



## Radius Non-Vacuum Pads

Radius Dimension	Shape	Part Number	Face
1/4" (6 mm)		58020	Vinyl
3/8" (10 mm)		58021	Vinyl
1/2" (13 mm)		58022	Vinyl
5/8" (16 mm)		58023	Vinyl

## Reverse Radius Non-Vacuum Pad

Radius Dimension	Shape	Part Number	Face
3/4" (19 mm)		58024	Vinyl

# Dynabug® “Model T” Pads

- 20,000 RPM maximum operating speed. Pads mount with four screws (except 57999 - mounts with clips).



## Vinyl-Face, Non-Vacuum Pads

Pad Dimensions	Part Number	Thickness	Density
5" (127 mm) Dia.	56246	5/8" (16 mm)	Soft
	56249	3/8" (10 mm)	Medium
6" (152 mm) Dia.	56269	3/8" (10 mm)	Medium
	56287	5/8" (16 mm)	Soft
4" W x 4-5/16" L (102 mm x 110 mm) with Clips	57999	1/4" (6 mm)	Medium
4-1/4" W x 4-1/2" L (108 mm x 114 mm)	56244	3/8" (10 mm)	Medium
	56245	5/8" (16 mm)	Soft

## Hook-Face, Non-Vacuum Pads

Pad Dimensions	Part Number	Thickness	Density
5" (127 mm) Dia.	56247	5/8" (16 mm)	Soft
	56248	3/8" (10 mm)	Medium
6" (152 mm) Dia.	56268	3/8" (10 mm)	Medium
	56288	5/8" (16 mm)	Soft
4-1/4" W x 4-1/2" L (108 mm x 114 mm)	57996	5/8" (16 mm)	Soft
	57998	3/8" (10 mm)	Medium

## Vinyl-Face, Vacuum Pads

Pad Dimensions	Part No.	Holes	Thickness	Density
4-1/4" W x 4-1/2" L (108 mm x 114 mm)	56286	6	1/4" (6 mm)	Medium
	56291	6	3/8" (10 mm)	Medium
	56293	6	5/8" (16 mm)	Soft

## Hook-Face, Vacuum Pads

Pad Dimensions	Part No.	Holes	Thickness	Density
5" (127 mm) Dia.	58086*	5	1/2" (13 mm)	Medium
6" (152 mm) Dia.	58093*	6	1/2" (13 mm)	Medium
4-1/4" W x 4-1/2" L (108 mm x 114 mm)	56292	6	3/8" (10 mm)	Medium
	56294	6	5/8" (16 mm)	Soft
	56285	6	3/16" (5 mm)	Medium

\*For use with Wet Dynabug® “Model T” (page 174)

# Dynabug® Sanding Pads

- 3/8" (10 mm) thick, medium density pads. Pads mount with four screws.

## Non-Vacuum Pads

Pad Dimensions	Part Number	Face	Nap	Screws
3-2/3" x 7" (93 mm x 178 mm)	57850	Vinyl	—	4
	57851	Hook	Short	4
	57852	Hook	Long	4



## Vacuum Pads

Pad Dimensions	Part Number	Face	Nap	Screws
3-2/3" x 7" (93 mm x 178 mm)	57855	Vinyl	—	4
	57856	Hook	Short	4

## Channel Vacuum Pads

Pad Dimensions	Part Number	Face	Nap	Screws
3-2/3" x 7" (93 mm x 178 mm)	57870	Vinyl	—	4
	57871	Hook	Short	4

# Dynabug® II Pads

- 3/8" (10 mm) thick, medium density pads. Pads mount with four screws.

## Non-Vacuum Pads

Pad Dimensions	Part Number	Face
2-3/4" x 7" (68 mm x 175 mm)	56354	Vinyl
3" x 4-1/4" (74 mm x 109 mm)	56315	Hook
	56355	Vinyl
3-1/4" x 5" (80 mm x 130 mm)	56317	Hook
	56357	Vinyl
4-1/4" x 4-1/2" (108 mm x 114 mm)	56330	Vinyl
	56331	Hook

## Vacuum Pads



Pad Dimensions	Part Number	Vacuum Holes	Face
2-3/4" x 7-3/4" (68 mm x 196 mm)	56326	8	Hook
3" x 4-1/4" (74 mm x 109 mm)	56316	4	Hook
	56356	4	Vinyl
3-1/4" x 5" (80 mm x 130 mm)	56318	8 (4+4)	Hook
	56319	8	Hook
	56359	8	Vinyl
3-7/8" x 5-5/8" (99 mm x 143 mm)	56323	7 “Delta-Style”	Hook




# Interface Pads and Pad Conversions

For Combining with Standard Dynabrade Pads for Increased Versatility

## Dynafoam Interface Pads

- Attaches between sanding pad and Hook-Face abrasive.
- Soft foam increases conformability allowing operator to easily follow contours. Converts standard pad into a fine finishing and finessing pad!
- Interface pad easily contours to most surfaces.



### For Random Orbital Sanders

Part No.	Diameter	
53974	3" (76 mm)	○
53976	3-1/2" (89 mm)	○
53978	5" (127 mm)	⊙
53980	6" (152 mm)	⊙
53965	6" (152 mm)	⊙
53982	8" (203 mm)	⊙

### For Dynafine® Detail Sanders

Part No.	Shape	
53970	Tear Drop	◐
53972	Triangle	△

### For 11" Sanders

Part No.	Diameter	
53998	11"	⊙

### For Dynaline and Dynabug® Sanders

Part No.	Dimensions	
53984	2-3/4" (70 mm) x 11" (279 mm) For the Dynaline	▭
53986	2-3/4" (70 mm) x 8" (203 mm) For the Dynaline	▭
53988	3-2/3" (93 mm) x 7" (175 mm) For the Dynaline and Dynabug®	▭

## Vinyl-to-Hook Conversions

- Thin sticky-back sheet adheres to current vinyl-face pad and accepts Hook-Face abrasives and Hook-Face interface pads.



### For Random Orbital Sanders

Part No.	Diameter	
53975	3" (76 mm)	○
53977	3-1/2" (89 mm)	○
53979	5" (127 mm)	⊙
53981	6" (152 mm)	⊙


### For Dynafine® Detail Sanders

Part No.	Shape	
53971	Tear Drop	◐
53973	Triangle	△

### For Dynaline and Dynabug® Sanders

Part No.	Dimensions	
53985	2-3/4" (70 mm) x 11" (279 mm) For the Dynaline	▭
53987	2-3/4" (70 mm) x 8" (203 mm) For the Dynaline	▭
53989	3-2/3" (93 mm) x 7" (175 mm) For the Dynaline and Dynabug®	▭

## Hook-to-Vinyl Conversions



### Non-Vacuum and Vacuum


Part No.	Diameter	
53992	5" (127 mm)	⊙

Part No.	Diameter	
53993	6" (152 mm)	⊙

# 11" File Board Sanding Pads

3/8" (10 mm) Thick, Medium Density Pads

## Pads Mount with Two Screws



### Vinyl-Face Pads

Ideal for PSA-type adhesion. Press abrasive sheet directly to Vinyl-Face sanding pad. Quick abrasive removal.



Short Nap

Long Nap

### Hook-Face Pads

Short nap pads for use with reattachable sheets.

Long nap pads for use with non-woven nylon sheets.



## Non-Vacuum Pads

Pad Dimensions	Part Number	Face	Nap
2-3/4" x 11" (70 mm x 278 mm)	57511	Vinyl	—
	57513	Hook	Short
	57514	Hook	Long

## Non-Vacuum Pad with Clips

Pad Dimensions	Part Number	Face
2-3/4" x 11" (70 mm x 278 mm)	57512	Vinyl

# Hook-Face Buffing Pads

For Use with Dynabrade Buffing Tools



### Yellow Foam

Cutting - foam cells are larger and further apart than White Foam cells making the action more aggressive.



### White Foam

Polishing - foam cells are smaller and closer together than Yellow Foam cells making the action less aggressive.



### Orange Waffle Foam

Use during compounding stage to remove swirl and haze marks.



### Terry Cloth

Application and removal of waxes and polishes.



### Synthetic Wool

Final finishing and polishing.



### Natural Sheepskin

Final finishing and polishing; softer feel than synthetic wool.

Pad Dimensions	Part No.	Description	Type	Color
3" (76 mm)	90027	Terry Cloth	Polishing	White
	90028	Synthetic Wool	Polishing	White
	90038	Foam Flat	Polishing	White
	90044	Foam Flat	Cutting	Yellow
	90080	Natural Sheepskin	Polishing	White
3-1/4" (83 mm)	90070	Foam Waffle	Polishing	Orange
3-1/2" (89 mm)	90034	Natural Sheepskin	Polishing	Tan
3-3/4" (95 mm)	90071	Foam Waffle	Polishing	Orange
4" (102 mm)	90024	Cotton Buff	Polishing	White
5" (127 mm)	90036	Natural Sheepskin	Polishing	Tan
	90040	Foam Flat	Polishing	White
	90045	Foam Flat	Cutting	Yellow
	90081	Natural Sheepskin	Polishing	White
5-1/4" (133 mm)	90063	Foam Waffle	Polishing	Orange
6" (152 mm)	54330*	Foam Flat	Polishing	Yellow
	90046	Foam Flat	Cutting	Yellow
	90047	Foam Flat	Polishing	White
7" (178 mm)	90082	Natural Sheepskin	Polishing	White
8" (203 mm)	90041	Foam Flat	Polishing	Blue
	90083	Synthetic Wool	Cutting	White

\*NOTE: Part Number 54330 has 5/16"-24 male thread




# Foam-Backed Sanding Pads

## Soft Density Sanding Pads




### Foam Backing

Soft, dual density bonded dual action pad for use on curved and contour surfaces.



### Hook-Face Pads

Short nap pads for use with reattachable discs.



### Rubber-Face

For use with PSA and screen abrasives.

## Non-Vacuum Pads

Pad Diameter	Part Number	MOS (RPM)	Face	Mounts with	Thickness
6" (152 mm)	50828	3,200	Rubber	5/8"-11 Female Thread	1-1/4" (32 mm)
8" (203 mm)	50829	3,200	Rubber	5/8"-11 Female Thread	1-1/4" (32 mm)
	54337	1,500	Hook	5 Screws	1" (25 mm)

**NOTE:** Part Number 54337 is weight-mated to Model 58445 (8" Gear-Driven Orbital Sander)

# Wet/Dry Sander Disc Pads

## Hook-Face Pads



For Use With 4" to 8" Dia. Wet/Dry Sanders



### Rigid Backing

For finishing flat surfaces with non-woven nylon abrasive discs.



### Foam Backing

Soft, dual density bonded dual action pad for use on curved and contour surfaces.



### Urethane

Pads are long tapered with an extremely flexible edge for sanding contours.

## Non-Vacuum Pads

Pad Diameter	Part No.	Type	Nap	MOS RPM	Thread
2" (51 mm)	50156	Rigid	Long	10,000	3/8"-24 Female
4"-5" (102-127 mm)	50146	Rigid	Short	6,000	1/4"-20 Female
	50147	Rigid	Short	6,000	3/8"-24 Female
5" (127 mm)	50155	Rigid	Long	10,000	5/8"-11 Female
	50884	Rigid	Short	10,000	5/8"-11 Female
	57542	Urethane	Short	4,800	M14 x 2
	57544	Urethane	Short	4,800	5/8"-11 Female
6" (152 mm)	50946	Foam	Short	3,200	5/8"-11 Female
	57543	Urethane	Short	4,800	M14 x 2
	57545	Urethane	Short	4,800	5/8"-11 Female
7-1/4" (184 mm)	50853	Foam	Short	3,200	5/8"-11 Female
	50854	Foam	Short	3,200	M14 x 2
8" (203 mm)	50855	Foam	Short	3,200	5 Screws
	50947	Foam	Short	3,200	5/8"-11 Female

# Mini-Dynorbital® Disc Pads

## Rigid, Foam and Soft Urethane Pads



### Rigid and Foam Backing

- 3" (76 mm) dia. pads are compatible with angle-head and palm-style Mini-Dynorbital® sanders; Angle-Head Buffers.
- Hook-face pads accept reattachable abrasive discs as well as polishing buff pads.

### Soft Urethane

- 3-1/2" (89 mm) pads have loop-facing to mount to rigid backing pads (P/N 50125 and P/N 50126).



**Rigid Backing**  
20,000 RPM Max.



**Foam Backing**  
5,000 RPM Max.



**Soft Urethane**  
5,000 RPM Max.

Part No.	Thread Size
50125	1/4"-20 Female
50126	3/8"-24 Female

Part No.	Thread Size
50120	1/4"-20 Female
50122	3/8"-24 Female

Part No.	Face
54486	Vinyl
54488	Hook



# Mini-Dynorbital® Sanding Pads

Enhance the Versatility of Your Mini-Dynorbital® Sander



54017



54085



54087



54089

## 3/4" (19 mm) Dia. Sanding Pads

Part No.	Max. RPM	Material	Density	Face	Thread
54017	12,000	Foam	Medium	Rubber	1/4"-20 Female
54085	12,000	Foam	Very Soft	Foam	1/4"-20 Female
54087	15,000	Foam	Soft	Vinyl	1/4"-20 Female
54089	7,500	Nylon	Hard	Hook	1/4"-20 Female
54091	15,000	Urethane	Soft	Vinyl	1/4"-20 Female

**NOTE:** To mount pads that have 1/4"-20 female thread directly to tool for conventional rotary action, use 54021 Adapter



54018



54084



54090

## 1-1/4" (32 mm) Dia. Sanding Pads

Part No.	Max. RPM	Material	Density	Face	Thread
54018	12,000	Foam	Medium	Rubber	1/4"-20 Female
54037	12,000	Nylon	Soft	Vinyl	Locking-Type
54084	15,000	Urethane	Soft	Vinyl	1/4"-20 Female
54086	12,000	Foam	Very Soft	Foam	1/4"-20 Female
54088	15,000	Foam	Soft	Vinyl	1/4"-20 Female
54090	7,500	Nylon	Hard	Hook	1/4"-20 Female

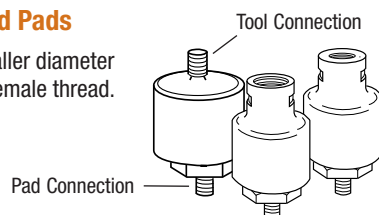
**NOTE:** To mount pads that have 1/4"-20 female thread directly to tool for conventional rotary action, use 54021 Adapter

# Mini-Dynorbital® Sanding Heads

Enhance the Versatility of Your Mini-Dynorbital® Sander

### For 1/4"-20 Female Thread Pads

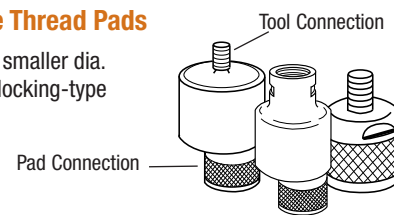
- Accepts 76 mm (3") and smaller diameter sanding pads with 1/4"-20 female thread.



Part Number	Tool Connection	Pad Connection
54028	1/4"-28 Male	1/4"-20 Male
54034	3/8"-24 Female	1/4"-20 Male
54476	1/4"-20 Female	1/4"-20 Male

### For Male Locking-Type Thread Pads

- Accepts 76 mm (3") and smaller dia. sanding pads with male locking-type threads.



Part Number	Tool Connection	Pad Connection
54029	1/4"-28 Male	Locking-Type Female Thread
54035	3/8"-24 Female	Locking-Type Female Thread
54030*	1/4"-28 Male	Locking-Type Female Thread

\*For Rotary Sanding

# Hanger for Right Angle Denibber

Attaches to Tool for Convenient Workplace Storage

### 97161 Tool Hanger

- Lightweight Hanger easily attaches to all models of Dynabrade's Right Angle Denibber, sold separately.

**See additional  
Tool Hangers  
on page 253!**



58037 Right Angle Denibber  
(shown with optional Dynaswivel®  
Air Line Connector)



# Disc Sanding Pads and Assemblies

*Follow Tool RPM and Abrasive Maximum Operating Speed as Guidelines*

## Thermoplastic Pads

- Accepts abrasive discs with 7/8" (22 mm) center hole.
- Fins help expel heat from disc pad extending disc life.
- Flange nut included.



Pad Diameter	Part Number	Pad MOS RPM	Center Hole Diameter	Female Thread	Density
4-1/2" (114 mm)	50150	13,000		M14 x 2	Medium
	50288	13,000	5/8"		Hard
	50289	13,000		3/8"-24	Hard
	51148	13,000	5/8"		Medium
	51149	13,000		5/8"-11*	Medium
5" (127 mm)	50151	12,000		M14 x 2	Medium
	50296	12,000	5/8"		Hard
	51150	12,000	5/8"		Medium
7" (178 mm)	50152	8,500		M14 x 2	Medium
	50297	8,500	5/8"		Hard
	51151	8,500	5/8"		Medium

\*Includes 51152 Adapter for mounting to 3/8"-24 spindle

## Rubber Molded Pad with Spiral Ribs

- Accepts abrasive discs with 7/8" (22 mm) center hole.
- Spiral ribs provide contact points and form air-flow channels, extending disc life.
- Slotted hub draws cool air behind disc.
- Flange nut included.



Pad Diameter	Part Number	Pad MOS RPM	Thread	Density
4-1/2" (114 mm)	50157	13,500	M14 x 2	Medium
	50281	13,500	5/8"-11 Female	Medium
5" (127 mm)	50282	13,000	5/8"-11 Female	Medium
	50317	10,000	M14 x 2	Medium
7" (178 mm)	50283	8,600	5/8"-11 Female	Medium

## 50261 Fibre Disc Phenolic Backing Pad

### 4-1/4" (108 mm) Dia. Pad

- Accepts center hole abrasive discs.
- 5/8"-11 female thread.
- Includes **50267 Pad Assembly** with 50268 Locking Nut. (50267 Assembly included with 50321 Disc Sander.)



Pad Diameter	Part Number	Pad MOS RPM	Thread	Density
4-1/4" (108 mm)	50261	25,000	5/8"-11 Female	Hard

## 50111 Disc Pad Conversion Assembly

### 2" (51 mm) Dia. Pad

- Includes 50107 PSA Disc Pad and 50103 Pad Adapter. Converts 1/4"-20 female thread to 1/4" dia. shank, for use with Collets and Chucks.



## Pads for PSA-Type Discs

### 2" (51 mm) Dia. Pad

- Easy application and removal of disc. Remove the disc's liner to reveal a pressure-sensitive adhesive coating. Peel the old disc off the pad, and press on the new disc!



Pad Diameter	Part Number	Pad MOS RPM	Thread	Density
2" (51 mm)	50107	20,000	1/4"-20 Female	Medium
	50109	20,000	3/8"-24 Female	Medium

## Pads for Locking-Type Discs

### 2" (51 mm), 3" (76 mm) and 4" (102 mm) Dia. Pads

- A quick turn of the disc locks it into place.
- 2" (51 mm) and 3" (76 mm) dia. pads include 50103 Pad Adapter to convert 1/4"-20 female thread to 1/4" dia. shank, for use with Collets and Chucks.



Pad Diameter	Part Number	Pad MOS RPM	Thread	Density
2" (51 mm)	51344*	30,000	1/4"-20 Female	Medium
	51345	30,000	3/8"-24 Female	Medium
3" (76 mm)	51346*	20,000	1/4"-20 Female	Medium
	51347	20,000	3/8"-24 Female	Medium
4" (102 mm)	50191	12,000	3/8"-24 Female	Medium
	50192	12,000	3/8"-24 Female	Hard

\*Includes 50103 Pad Adapter to convert 1/4"-20 female thread to 1/4" dia. shank for use with collets and chucks



# Pneumatic Wheels

## For Use on Dynastraight® and Dynisher Tools

- When fitted with an abrasive belt and inflated to the desired firmness, our Pneumatic Wheels are ideal for countless grinding and finishing applications.
- Dynabrade Pneumatic Wheels support coated abrasive and non-woven nylon belts for use on metal, wood, plastic, ceramic, fiberglass and composites.

### Pneumatic Wheels

#### Standard Wheels

- For general finishing jobs.
- 1/8" thick natural, 65 durometer rubber.

#### Heavy Duty Wheels

- When you need a more aggressive wheel for more stock removal.
- 1/4" thick natural, 65 durometer rubber.
- Extremely durable - when used properly wheel is very resistant to gouging.



### Wheel Hubs

#### Composite Hub

- Molded; lightweight design.
- Available with standard construction rubber wheels only.



#### Heavy Duty Aluminum Hub

- Precision machined for balance run-out and thread quality.
- Easily replace rubber wheel.
- Available with both wheel construction types.



### Universal Arbor

- Pneumatic wheels with a universal arbor include three reducer bushings (1/2", 5/8", 3/4") to greatly increase the wheel compatibility.



## Inflation Devices and Accessories

### Wheel Inflation Tool

#### Part No. 94465

- Controlled inflation for valve assemblies that are flush with the hub surface.
- 1/4" female NPT.
- 95633 Nozzle replacement available.



### Air Pump Assembly

#### Part No. 98091

- Easy slide pump; no compressor needed.



### Dynastraight® Wheel Shields

#### Part No. 13032

- For wheels up to 8" dia. x 2" wide.
- Built-in handle.



#### Part No. 13033

- For wheels up to 5" diameter.
- Built-in handle.



### Dynacushion® Pneumatic Wheel Kits

#### Part No. 94478

- Includes: 94473 Dynacushion® Pneumatic Wheel (5" dia. x 3-1/2" wide, composite hub, 3/4" bore), coarse non-woven nylon belt and 80-grit DynaCut Belt.





#### Part No. 94479

- Includes: 94472 Dynacushion® Pneumatic Wheel (5" dia. x 3-1/2" wide, composite hub, 5/8"-11 thread), coarse non-woven nylon belt and 80-grit DynaCut Belt.



# Dynacushion® Pneumatic Wheels

## For Polishing and Blending with Dynastraight® and Dynisher Tools



For full information on Dynastraight® and Dynisher tools, please see pages 32-41.

**Each Dynacushion® Wheel includes 98130 Low Flow Air Chuck!**

- Controlled inflation for hard-to-reach valve assemblies. 1/4" female NPT.




	Dimensions Dia. x W	Part No.	Hub Composition	Arbor Hole	Wheel Part No.	Wheel Type	Belt Size W x L	Max. RPM	Recommended Dynabrade Tools
	<b>2-1/4" x 3"</b> (57 mm x 76 mm)	92858	Aluminum	1/2"-13 Thread	94433	Standard	3" x 7-3/8" (76 mm x 187 mm)	9,000	Not applicable
		94432		5/8"-11 Thread					13204, 13505, 13509, 13515, 13519, 13520
	<b>3" x 2-1/4"</b> (76 mm x 57 mm)	92846	Aluminum	1/2"-13 Thread	92643	Standard	2-1/4" x 9-3/4" (57 mm x 248 mm)	7,000	Not applicable
		92847		5/8"-11 Thread	92644	Heavy Duty			13204/205/209, 13515/519/520
		92848		1/2"-13 Thread					Not applicable
		92849		5/8"-11 Thread					13204/205/209, 13515/519/520
	<b>3-1/4" x 3"</b> (83 mm x 76 mm)	92824	Aluminum	1/2"-13 Thread	92646	Standard	3" x 10-11/16" (76 mm x 271 mm)	7,000	Not applicable
		92825		5/8"-11 Thread	92647	Heavy Duty			13204, 13505, 13515, 13520
		92827		1/2"-13 Thread					Not applicable
		92828		5/8"-11 Thread	94500	Standard			13204, 13505, 13515, 13520
		94507*	Composite	5/8" Bore					13101/102, 13202/205/207, 13300/01, 13503/506/508/516/518
		94508		5/8"-11 Thread					13204, 13505, 13515, 13520
	<b>90 mm x 100 mm</b>	92863*	Aluminum	19 mm w/ 6 mm Slot	92651	Standard	100 mm x 289 mm	7,000	Not applicable
	<b>5" x 2-3/4"</b> (127 mm x 70 mm)	92811	Aluminum	5/8"-11 Thread	94482	Standard	2-3/4" x 15-1/2" (70 mm x 394 mm)	3,500	13204, 13505/515/521/531
		94492	Composite	5/8"-11 Thread					Not applicable
		92935	Aluminum	Universal 1/2", 5/8" or 3/4" Bore					
		92936	Composite	Universal 1/2", 5/8" or 3/4" Bore					
	<b>5" x 3-1/2"</b> (127 mm x 89 mm)	92801	Aluminum	5/8"-11 Thread	94481	Standard	3-1/2" x 15-1/2" (89 mm x 394 mm)	3,500	13204, 13505, 13515, 13521, 13531
		94472	Composite		92656	Heavy Duty			Not applicable
		92805	5/8"-11 Thread	94481					
		92803	Aluminum		M14 x 2 Thread				
		92937	Aluminum		Universal 1/2", 5/8" or 3/4" Bore				
		92938	Composite		Universal 1/2", 5/8" or 3/4" Bore				

**NOTE:** Speed of tool must not exceed maximum operating speed of accessory.

\*Includes 94465 Inflation Tool (replacing 98130).

# DynaWheel Pneumatic Wheels

For Light Grinding and Deburring with Dynastraight® and Dynisher Tools



For full information on Dynastraight® and Dynisher tools, please see pages 32-41.

**Each DynaWheel includes 98130 Low Flow Air Chuck!**

- Controlled inflation for hard-to-reach valve assemblies. 1/4" female NPT.



	Dimensions Diameter x Width	Part No.	Hub Composition	Arbor Hole	Wheel Part No.	Wheel Type	Belt Size Width x Length	Max. RPM	Recommended Dynabrade Tools
	<b>5" x 1"</b> (127 mm x 25 mm)	92921	Aluminum	5/8"-11 Thread	92908	Heavy Duty	1" x 15-1/2" (25 mm x 394 mm)	4,500	13214, 13523
		92922	Composite	5/8"-11 Thread					
		92923	Aluminum	Universal 1/2", 5/8" or 3/4" Bore					1/2": 13206, 13507  5/8": 13207, 13508
		92924	Composite	Universal 1/2", 5/8" or 3/4" Bore					
	<b>5" x 1-1/2"</b> (127 mm x 38 mm)	92867	Aluminum	5/8"-11 Thread	92665	Heavy Duty	1-1/2" x 15-1/2" (38 mm x 394 mm)	4,500	13214, 13523
		92868	Composite	5/8"-11 Thread					
		92928	Aluminum	Universal 1/2", 5/8" or 3/4" Bore					1/2": 13206, 13507  5/8": 13207, 13508
		92929	Composite	Universal 1/2", 5/8" or 3/4" Bore					
	<b>5" x 2"</b> (127 mm x 51 mm)	92931	Aluminum	5/8"-11 Thread	92666	Heavy Duty	2" x 15-1/2" (51 mm x 394 mm)	4,500	13214, 13523
		92932	Composite	5/8"-11 Thread					
		92933	Aluminum	Universal 1/2", 5/8" or 3/4" Bore					1/2": 13206, 13507  5/8": 13207, 13508
		92934	Composite	Universal 1/2", 5/8" or 3/4" Bore					

**NOTE:** Speed of tool must not exceed maximum operating speed of accessory.

AIR TOOL ACCESSORIES




# Slotted Wheels

## Grind, Deburr and Blend on all Metals

### Centrifugal Force Expands the Wheel to Grip the Abrasive

- One-piece construction.
- Slots provide air flow that enables the wheel to run cooler than solid rubber.
- 65 durometer natural rubber with 1/4" cold rolled steel shank for excellent concentricity.
- Specially designed for use with spiral bands.



	Dimensions Diameter x Width	Part Number	Band Size Width x Length	Maximum RPM	Recommended Dynabrade Tools
	1" x 1"	92910	1" x 1"	10,000 - 12,000	52666, 52676
	1" x 1-1/2"	92911	1" x 1-1/2"		
	1" x 2"	92912	1" x 2"		
	1-1/2" x 1"	92913	1-1/2" x 1"	6,000 - 10,000	52665, 52685
	1-1/2" x 1-1/2"	92914	1-1/2" x 1-1/2"		
	1-1/2" x 2"	92915	1-1/2" x 2"		
	2" x 1"	92916	2" x 1"	4,500 - 7,500	47202, 51212, 52102, 52663, 52673
	2" x 1-1/2"	92917	2" x 1-1/2"		
	2" x 2"	92918	2" x 2"		

AIR TOOL ACCESSORIES

# Dynaflex Expander Wheels

## Grind, Deburr and Blend on all Metals



### Excellent for Weld Removal and Heavy Deburring or Grinding on the Inside of Pipes and Tanks

- Expander wheels expand as they rotate. The simplest, most cost-effective method for holding abrasives on a back-up wheel.
- Air flow behind the flexer enables the wheel to run cooler than solid rubber.
- Offers added flexibility so the wheel cuts fast, but won't gouge.
- Expander wheels require use of abrasive bands. Bands are an abrasive belt with a liner on the inside for more durability and cutting action.
- Use with our Dynastraight® line of portable tools.
- Ideal for heavy duty applications; grinding, deburring, and rough blending of all metals.
- Coated alumina zirconia and non-woven nylon abrasive bands are available for heavy stock removal and finishing.



ADDITIONAL SPECIFICATIONS: Arbor Length = wheel width + 1/2"

NOTE: Speed of tool must not exceed maximum operating speed of accessory

	Dimensions Dia. x Width	Part Number	Arbor Hole	Replacement Hub	Replacement Flexer	Band Size Dia. x Width	Maximum RPM	Recommended Dynabrade Tools
	3" x 1"	94560	5/8"-11 Female	97252	94578	3" x 1"	8,000 with Band	13509, 13519, 13520
	3" x 2"	94561		97256	94579	3" x 2"		Not applicable
	3" x 3"	92875		97258	97280	3" x 3"		
	5" x 1"	94564	5/8"-11 Female	97270	94580	5" x 1"	5,000 with Band	13204, 13505, 13515, 13520
	5" x 2"	94565		97274	94581	5" x 2"		



# Accessories

## RED-TRED® Eraser Disc Complete Assembly

**92295** 5/8"-11

Patent Pending

**92296** M14x2

- Maximum 3,500 RPM.
- Includes:  
92298 Backing Plate  
92297 Disc  
04127 Flange  
96507 Pin Wrench

92295



92298 Backing Plate



92297 Replaceable Disc (4" dia.) features "Staggered Teeth" Design for effective material removal and enhanced cooling of work surface



04127 Flange (5/8"-11) fits most Buffing Tools

## RED-TRED® Eraser Decal Removal Wheel

**92255** Eraser Wheel Only *(Also Fits Competitive Tools)*

**92257** Eraser Wheel with Hub

92255



1-1/4" Wide

92257



## Wheel Hub Assembly

**92284** For 3/4" Wide Wheel

**92252** For 1/2" Wide Wheel


- Mounts the wire wheel; also mounts the 92255 Eraser Decal Removal Wheel.



## DynaZip Accessories *(Also Fit Competitive Tools)*

### Wire Wheels

- For various material removal applications.



Part No.	Size	Grade	Tip Type	Use
92245	4" dia. x 3/4" wide	Coarse	Bent	Sealants
92246	4" dia. x 3/4" wide	Medium	Bent	Rust
92247	4" dia. x 3/4" wide	Fine	Straight	Paint Removal
92248	4" dia. x 1/2" wide	Coarse	Bent	Sealants

## Overhose Assembly

- May be used to further reduce noise levels by as much as 5 dB(A).
- Overhose redirects exhaust away from operator and workpiece.

**Part No. 94994** 1-1/4" Diameter x 3' Long

- Use with rear exhaust Disc Sanders and Die Grinders that include our short muffler.

**Part No. 53621** 1-3/4" Diameter x 3' Long


- Use with rear exhaust 1 hp Disc Sanders and Die Grinders.



## Overhose Water Line Assembly

**Part No. 95801** 1" Diameter x 4-1/2' Long

- 95596 Flex Hose (1" dia. x 4-1/2' long with cuff).
- 95361 Air Line (1/4" dia. x 5' long).
- 95579 Water Line Assembly (10' long with fittings).
- 95362 Rubber Connectors.
- Use with Wet Sanders.



# Arbors

Mount Abrasive Wheels, Discs, Pneumatic Wheels, etc.

## Use Dynabrade arbors to mount abrasive wheels, discs, stars and other accessories to male spindle tools

For use with many Dynabrade and other manufacturers' portable tools and bench grinders. Mount abrasive wheels, discs, pneumatic wheels, sanding stars and other accessories to 3/8"-24, 1/2"-20 or 5/8"-11 male spindle tools, by using the combination of spacers and flanges that suits your application.

### Part Number 13074

#### Arbor Kit

- Mounts to 3/8"-24, 1/2"-20 AND 5/8"-11 male spindle sizes; also accepts any Dynacushion® or accessory which has 5/8" bore from 1/2" to 3" wide, in 1/2" increments.



**NOTE:** Speed of tool must not exceed maximum operating speed of accessory

Tool Spindle	Part Number		Arbor Thread	Arbor Bore	Wheel Width
3/8"-24 Male	13061		—	5/8"	Up to 2-1/2"
				1"	
	13074		—	5/8"	Up to 3"
				1"	
1/2"-20 Male	13014		—	14 mm	Up to 51 mm
	13016		—	1/2"	Up to 2"
	13017		—	5/8"	Up to 2"
	13071		—	5/8"	Up to 3"
				1"	
	13074		—	5/8"	Up to 3"
				1"	
	13015		5/8"-11 Male	—	3-1/2"
5/8"-11 Male	13073		—	5/8"	Up to 3"
				1"	
	13074		—	5/8"	Up to 3"
				1"	

# Arbors

**Mount Abrasive Wheels, Discs, Pneumatic Wheels, etc.**

## "Universal" Shank Arbor

- Handy accessory fits drills and die grinders!
- Mount sanding stars, flap wheels, unitized wheels, non-woven nylon wheels, buffs, etc.
- High quality steel arbor; all flanges and spacers included.

### Part No. 12995

**Arbor – 1/4" Shank**



### Part No. 12977

**Arbor – 6 mm Shank**

- Both arbors accept accessories up to 1" (25 mm) wide which have 1/2" (13 mm) dia. center hole.



### Part No. 12980

**Arbor – 3/8"-24 Female Thread**

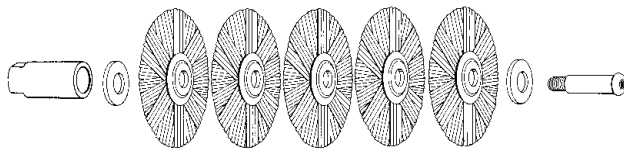
- Mounts to 3/8"-24 male spindle tools.
- Included with 52052 Lightweight Dyninger.

## Mounting Options for Arbor-Mount Sanding Stars on 12980 Arbor

The spacing of stars on the arbor, as well as the grit, determine desired sanding aggressiveness. We suggest that the operator explore various grit and spacing combinations based on the following guidelines.

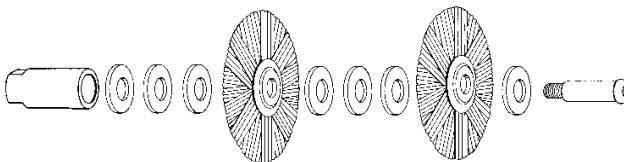
### Most Aggressive/Less Flexible

Six stars, one spacer. For heavier stock removal; work on flats, edges, larger surface areas, great for defuzzing hard woods.



### Least Aggressive/Most Flexible

Two stars, up to ten spacers. For light stock removal reaching into small holes, cut-outs, heavy contours, tight grooves; great for defuzzing soft woods.




# Threaded Mandrels

**For Use with DynaStrip Discs**

### Part No. 95722

- 1/4" diameter with 1/4" shank.
- For DynaStrip discs.



### Part No. 95749

- 1/2" diameter with 1/4" shank.
- For DynaStrip discs.



# Drill Chucks

**With Mated Keys**

*Keys Included with all Drill Chucks*



Chuck Size	Thread	Chuck Part No.	Key Part No.
5/32"	5/16"-24 Female	53031	53051
1/4"	3/8"-24 Female	53032	53052
3/8"	1/2"-20 Female	53033	53053
	3/8"-24 Female	53087	53053
1/2"	1/2"-20 Female	53034	53054

# Wheel Mounting Adapter Kit

### Part No. 11399

**Type 27 Wheel Mount**

- For use with larger than 5" (127 mm) dia. Type 27 grinding wheels mounted on depressed center wheel grinders.

**NOTE:** Use only Type 27 reinforced depressed center wheels.







# Threaded Adapters

## NPT Threaded Adapters

**User assumes all responsibility for using adapters safely**

	Part Number	Exposed Threads	Length	Wrench Flats
	95713	1/4" NPT Female – 1/8" NPT Male	25 mm (1")	–
	95714	3/8" NPT Female – 1/4" NPT Male	32 mm (1-1/4")	–
	95394	1/2" NPT Female – 3/8" NPT Male	44 mm (1-3/4")	–

## Collet-to-Thread Adapters

**User assumes all responsibility for using adapters safely**

	Part No.	Exposed Threads	Shank Dia.	Length	Wrench Flats
	50103	1/4" Shank – 1/4"-20 Male	1/4"	32 mm (1-1/4")	11 mm
	51032	1/4" Shank – 1/4"-20 Female	1/4"	38 mm (1-1/2")	–

## Threaded Adapters

**User assumes all responsibility for using adapters safely**














	Part Number	Exposed Threads	Length	Wrench Flats
	04117	M x 8 Female – 3/8"-24 Male	19 mm (3/4")	12 mm
	18908	M x 8 Female – 3/8"-24 Male	35 mm (1-3/8")	11 mm
	54021	1/4"-28 Male – 1/4"-20 Male	30 mm (1-3/16")	14 mm
	53181	3/8"-24 Male – 1/2"-20 Male	25 mm (1")	19 mm
	50149	3/8"-24 Female – M14 x 2 Male	25 mm (1")	19 mm
	50106	3/8"-24 Female – 1/4"-20 Male	27 mm (1-1/16")	14 mm
	42636	3/8"-24 Female – 3/8"-24 Male	32.5 mm (1-1/4")	17 mm
	93696	3/8"-24 Female – 3/8"-24 Male	27.5 mm (1-1/16")	17 mm
	97103	3/8"-24 Female – 1/2"-20 Male	51 mm (2")	5/8"
	53549	3/8"-24 Female – 1/2"-20 Male	51 mm (2")	5/8"
	55064	3/8"-24 Female – 5/8"-11 Male	25 mm (1")	17 mm
	55034	3/8"-24 Female – 5/8"-11 Male	35 mm (1-3/8")	17 mm
	53652	3/8"-24 Female – 5/8"-11 Male	38 mm (1-1/2")	24 mm
	98050	3/8"-24 Female – 5/8"-11 Male	51 mm (2")	3/4"
	98085	1/2"-13 Female – 5/8"-11 Male	64 mm (2-1/2")	3/4"
	51029	3/8"-24 Female – 1/4"-20 Female	35 mm (1-3/8")	16 mm
	54039	3/8"-24 Female – 5/16"-24 Female	25 mm (1")	17 mm
	54040	5/8"-11 Female – 5/16"-24 Female	41 mm (1-5/8")	19 mm
	58058	5/8"-11 Female – 5/8"-11 Male	51 mm (2")	19 mm
	13060	5/8"-11 Female – 5/8"-11 Male	102 mm (4")	19 mm

# DynaBurr Carbide Burrs

## Grind, Deburr and Finish on Metal and Other Surfaces

*DynaBurr Carbide Burrs are used with Dynabrade Pencil Grinders and Die Grinders. Utilized for rapid material removal, precise finishing, deburring and removal of parting lines and flash. Carbide Burrs provide longer life than high-speed steel burrs.*



1/8" & 3 MM DYNABURRS, DOUBLE CUT STYLE							1/4" & 6 MM DYNABURRS, DOUBLE CUT STYLE					
DynaBurr Shape	Part Number	Tool Style	Cutter Diameter	Flute Length	Shaft Size		Part Number	Tool Style	Cutter Diameter	Flute Length	Shaft Size	Package Quantity
 Cylinder	93338	SA-42	3/32"	7/16"	1/8"		93330	SA-1	1/4"	5/8"	1/4"	1
	93368	SA-42	2.5 mm	11 mm	3 mm		93360	SA-1	6 mm	16 mm	6 mm	1
 Cylinder	93339	SA-43	1/8"	9/16"	1/8"		93331	SA-3	3/8"	3/4"	1/4"	1
	93369	SA-43	3 mm	14 mm	3 mm		93361	SA-3	9 mm	19 mm	6 mm	1
 Cylinder Radiused End	93340	SC-41	3/32"	7/16"	1/8"		93333	SC-3	3/8"	3/4"	1/4"	1
	93370	SC-41	2.5 mm	11 mm	3 mm		93363	SC-3	9 mm	19 mm	6 mm	1
 Cylinder Radiused End	93341	SC-42	1/8"	9/16"	1/8"		93332	SC-1	1/4"	5/8"	1/4"	1
	93371	SC-42	3 mm	14 mm	3 mm		93362	SC-1	6 mm	16 mm	6 mm	1
 Ball	n/a	n/a	n/a	n/a	n/a		93334	SD-3	3/8"	5/16"	1/4"	1
	n/a	n/a	n/a	n/a	n/a		93364	SD-3	9 mm	8 mm	6 mm	1
 Ball Radiused End	93342	SD-42	1/8"	1/8"	1/8"		n/a	n/a	n/a	n/a	n/a	1
	93372	SD-42	3 mm	3 mm	3 mm		n/a	n/a	n/a	n/a	n/a	1
 Oval	93343	SE-41	1/8"	7/32"	1/8"		93335	SE-3	3/8"	5/8"	1/4"	1
	93373	SE-41	3 mm	5.5 mm	3 mm		93365	SE-3	9 mm	16 mm	6 mm	1
 Tree	93344	SF-42	1/8"	1/2"	1/8"		n/a	n/a	n/a	n/a	n/a	1
	93374	SF-42	3 mm	13 mm	3 mm		n/a	n/a	n/a	n/a	n/a	1
 Tree Radiused End	93345	SG-44	1/8"	1/2"	1/8"		93336	SF-3	3/8"	3/4"	1/4"	1
	93375	SG-44	3 mm	13 mm	3 mm		93366	SF-3	9 mm	19 mm	6 mm	1
 Flame Pointed End	93346	SH-41	1/8"	1/4"	1/8"		n/a	n/a	n/a	n/a	n/a	1
	93376	SH-41	3 mm	6 mm	3 mm		n/a	n/a	n/a	n/a	n/a	1
 Taper Radiused End	93347	SL-42	1/8"	1/2"	1/8"		93337	SL-3	3/8"	1-1/16"	1/4"	1
	93377	SL-42	3 mm	13 mm	3 mm		93367	SL-3	9 mm	27 mm	6 mm	1
 14° Cone End	93348	SM-42	1/8"	7/16"	1/8"		n/a	n/a	n/a	n/a	n/a	1
	93378	SM-42	3 mm	11 mm	3 mm		n/a	n/a	n/a	n/a	n/a	1
 10° Inverted Cone	93349	SN-42	1/8"	3/16"	1/8"		n/a	n/a	n/a	n/a	n/a	1
	93379	SN-42	3 mm	5 mm	3 mm		n/a	n/a	n/a	n/a	n/a	1

n/a = Not Available.

## DynaBurr Carbide Burr Kit

- Kits (1/8", 3 mm, 1/4" or 6 mm) include one Carbide Burr of each shape, as shown above. Packaged in high-quality wooden case.

Kit Number	Burr Shaft Size	Burr Quantity
93351	1/8"	12
93381	3 mm	12
93350	1/4"	8
93380	6 mm	8



# Leveling Jacks

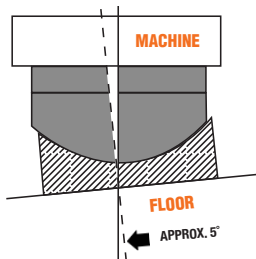
## For Precision Machine Leveling and Support

### Ensure Consistent Stability and Optimal Machine Performance

- Lower surface of wedge is specially contoured to float laterally within concave base unit, automatically compensating for uneven floor conditions up to 5 degrees of slope.
- Black oxide finish resistant to corrosion and rust. Grooved top allows oils and liquids to run out; also helps dissipate vibration.
- Wedge action allows easy adjustment of height (1/4" - 3/8") with the turn of a wrench.
- Both models shown with optional Vibration-Absorbing Mounting Pad.

### Wedge-Action Leveling Jacks

- Two-piece design that provides solid support from 3,000 to 9,000 pounds/foot.
- Low-profile is ideal for applications constricted by reduced height.



### Vertical Motion Leveling Jacks

- Three-piece design combines the advantages of a wedge-action jack with vertical lift capabilities in one unique and practical unit.
- Level and support up to 30,000 pounds/foot.
- Use with or without anchor bolts, depending upon installation. When anchor bolts are used, they pass through the entire assembly without interfering with the leveling action.



Wedge-Action Assembly



Vertical Motion Assembly

### Vibration Absorbing Mounting Pads

- Recommended to reduce the transmission of internal machine noise to the building structure and dissipate transmitted vibrations from one machine to another.
- Pads are resistant to oil, grease and acids. They resist breakdown under load and over time.
- See chart below for Leveling Jack/mounting pad assembly numbers.

#### Vi-Sorb Pads

- Provide basic vibration reduction.
- Available with all models of Dynabrade Leveling Jacks. Also sold separately.



#### Vi-Damp II Pads

- Highly recommended, innovative polymer construction affords increased vibration reduction at heavier weights.
- Available with Dynabrade Leveling Jacks of 15,000-30,000 pound/foot capacity. Also sold separately.

Pad Type	Thickness Inch (mm)	Part Number	For Use With	Vibration Reduction
Vi-Sorb	1/4 (6)	91969	60200, 60201	43%
		91966	60202	
		91968	60203, 60204	
	1/2 (13)	91978	60200, 60201	74%
		91965	60202	
		91967	60203, 60204	
	3/4 (19)	91885	60200, 60201	80%
		91886	60202	
		91984	60203, 60204	
Vi-Damp II	1/4 (6)	91962	60202	48%
		91964	60203, 60204	
	1/2 (13)	91961	60202	79%
		91963	60203, 60204	
	3/4 (19)	91887	60202	90%
		91988	60203, 60204	

### Leveling Jack Specifications

Model No.	Recommended Max. Lifting Weight	Rise	Height x Width x Length	Weight lbs.	Anchor Bolt Hole Diameter
60200	3,000 lbs.	1/4"	1-1/8" x 3-1/2" x 6"	5	—
60201	9,000 lbs.	3/8"	2-1/4" x 3-1/2" x 6"	11	—
60202	15,000 lbs.	3/16"	2-1/2" x 3-1/2" x 5-3/4"	11	1"
60203	20,000 lbs.	1/4"	2-3/4" x 3-1/2" x 6-3/4"	14	1-1/8"
60204	30,000 lbs.	1/4"	2-3/4" x 3-1/2" x 6-3/4"	14	1-1/8"

### Leveling Jack/Mounting Pad Assemblies

with 1/4" Vi-Sorb	with 1/2" Vi-Sorb	with 3/4" Vi-Sorb	with 1/4" Vi-Damp II	with 1/2" Vi-Damp II	with 3/4" Vi-Damp II
60205	60206	60207	—	—	—
60208	60209	60210	—	—	—
60211	60212	60213	60217	60218	60229
60214	60215	60216	60219	60220	60231
60230	60221	60232	60233	60234	60235



# DynaMitt Sanding Glove

Hand-Sanding Has Never Been Easier

## Part No. 58005

- Palm side of DynaMitt accepts hook-face abrasive sheets (sold separately).
- Ideal for sanding contours.
- Easily control pressure and sanding coverage.
- Includes rubber insert for more rigid applications. Insert fits into pocket under hook-face area.

## DynaMitt Pack

### Part No. 58009

- Includes 58005 DynaMitt and rubber insert, plus 93889 Abrasive Sheet Sample Kit (13 abrasive sheets in various grits).



# Safety-Lock Throttle Levers

Help Prevent Accidental Tool Start-up

- Remove standard throttle lever from tool and install new safety-lock lever in seconds.
- Safety-lock levers are available for all Dynabrade air tools.
- Call our customer service department to identify which safety-lock lever fits your tool.



# Side Handles

Various Designs & Styles

- Side handles improve operator comfort and control.
- Handles for many tools including Dynastraight® series, Dynangle®, Pistol-Grip Tools, Wet Tools, Drills, Die Grinders and Disc Sanders.
- Please contact customer service department to mate handle to each tool.



AIR TOOL ACCESSORIES

# Tool Hangers

For Use with Dynabuffers

- Optional lightweight hanger easily attaches to Dynabrade Dynabuffers for convenient workplace storage.

## Part No. 97166

- For use with 3" (76 mm) dia. Dynabuffer and Mini-Dynorbital® Silver Supreme.

## Part No. 56592

- For use with 5" (127 mm) dia. Dynabuffer (58455).



# Tool Handle

For Use with Dynabrade Tools

## Part No. 53163

- Heavy-duty construction; perfectly centered over tool for ideal balance and comfort.
- Compatible with selected models of the Dynabelter®, Dynastraight®, Lightweight Dynastraight®, Dynisher, Mini-Dynisher, Dynaflex® III, Disc Sanders, Depressed Center Wheel Grinders, Cut-Off Wheel Tools and Drills.



53163 Handle (Assembly not included)

# Dynūba

## Cleaning and Polishing Products for Abrasive and Polishing Belts

### Dynūba 100 Ozone Safe

- Our most popular Dynūba product - extends belt life.
- Keeps belts free of metal build-up when sanding non-ferrous metals with grit 80 or finer.



### Dynūba 26

- Abrasive belt grease for use with all metals.
- Promotes free cutting, improves abrasive belt life; prevents heat discoloration.




### Dynūba 103

- Removes abrasive belt build-up of wood and resin residue.
- Apply to grit side of moving abrasive belts and discs.
- 8-1/2" x 1-1/2" x 1-1/2" gum rubber stick.



### Dynūba 171

- Easily cleaned.
- For brilliant cut and color on stainless and aluminum.
- Polishing compound for cloth belts and rag wheels. Apply to moving cloth belts or rag wheel.



Part Name	Part Number	Size	Container
Dynūba 100	60000	11.25 oz.	Aerosol Can
	60005	16 oz.	Spray Bottle
	60001	1 Gallon	Can
	60003	5 Gallon	Can
	60004	55 Gallon	Drum
Dynūba 26	60020	1-1/2 lb.	Grease Tube
Dynūba 103	60030	1/2 lb.	Cleaning Stick
Dynūba 171	60035	3 lb.	Polishing Tube

# Lubricants and Grease

## Help Prevent Downtime

### Dynabrade Air Lube (10W/NR)

- Formulated for pneumatic equipment.
- Absorbs up to 10% of its weight in water.
- Prevents rust and formation of gum/sludge for longer tool operation with greater power and less downtime.



**Part No. 95821**  
**118 ml (4 oz.)**

**Part No. 95842**  
**473 ml (1 pt.)**

**Part No. 95843**  
**3.8 l (1 gallon)**

**Part No. 96101**  
**Display Box**

- 24 - 118 ml (4 oz.) bottles

### Gear Oil

#### Part No. 95848

**2.5 oz. (74 ml) Tube**

- Formulated for Dynabrade geared tools utilizing a wick-type lubrication system.
- Apply every 8 hours of operation into tool's lubrication fitting.
- Failure to lubricate will cause premature gear failure and void warranty.
- Easy to apply using with Dynabrade P/N 95541 Grease/Oil Gun (shown, sold separately).

**NOTE:** For non wick-type lubrication systems, use 95542 Gear Grease.



### Dynabrade Lubri-Pak

#### Part No. 76020

- Includes 10 oz. tube of multi-purpose grease, push-type gun and 4 oz. bottle of Dynabrade air tool oil.
- Convenient kit for tools with gears – tool maintenance made easy!
- Air lube prevents formation of contamination build-up.
- Grease suitable for bearings, cams, gears, etc.



### Grease and Grease Gun

- Multi-purpose grease for all types of bearings, cams, gears.
- High film strength; excellent resistance to water, steam, etc.
- Workable range -18° C to 149° C (0° F to 300° F).

#### Part No. 95541

**Push-Type Grease Gun**

- One-hand operation.

#### Part No. 95542

**283.5 g (10oz.) Tube**



# Finesse Sanding Creme and Glaze

For Use with Dynabrade Buffers

## Finesse Sanding Creme

- A sanding compound for metal, fiberglass and composites.
- Use with fine-grade sanding discs.

**Part No. 95723**

4 oz. (118 ml)

**Part No. 95724**

1 qt. (946 ml)

**Part No. 95725**

1 gal. (3.8 l)



## Dynabrade Glaze

- For use with slow-speed tools to achieve a high gloss after compounding.

**Part No. 95727**

4 oz. (118 ml)

**Part No. 95728**

1 qt. (946 ml)



# Dynamount Bench Mount

Mounts Portable Air Tools Securely and Frees Operator's Hands

- Tool clamp swivels 180° for set-up versatility.
- Heavy-duty, rugged construction; easily mounts to workbench.
- Stands 9-3/4" tall in the upright position.
- Mounted tool can be rotated within clamp for desired positioning.

## Universal Bench Mount

**Part No. 80020**

- Accepts air tools with motor diameters up to 1-3/4" diameter, such as Dynaflex®.

**Part No. 80021**

- Has custom worktable. Designed exclusively for Dynaflex® II and Dynaflex® III.

**Part No. 80022**

- Designed exclusively for Dynabelter® models 11475, 11476 and 11477.

## Foot Pedal and Hose Assembly

**Part No. 80015**

- Connects to bench-mounted air tool; provides on/off foot control of air tool operation.
- Includes 11291 Foot Pedal and 11292 8' Hose Assembly (3/8" I.D. x 11/16" O.D.) with two 1/4" NPT male fittings.



AIR TOOL ACCESSORIES

# Portable Wet Tank Assembly

Preset Your Desired Water Flow with Valve Tank

**Part No. 95990**

- Eliminates the need for a garden hose. Two gallon capacity. Heavy-duty corrosion resistant construction.
- Translucent tank allows easy viewing of liquid level.
- Hand pump manual pressurizes container (50 PSIG maximum pressure). No need for external power source.
- Adjustable "water feed" valves at two locations. Use valve at tool as an on/off switch.





# Contact Wheels and Assemblies

## Keep Your Belt Tools Running at Maximum Efficiency

### Wheels and Assemblies for Use with Dynabrade Abrasive Belt Tools

#### Many configurations are available to accommodate a variety of applications

The first Contact Wheel assembly listed (\*) is the assembly that comes standard with Contact Arm shown. All optional assemblies are listed below the standard assembly.

Contact Wheel assemblies include Contact Wheel plus two bearings. Certain assemblies may also contain a shaft and/or spacers. Refer to individual parts pages for breakdown.

### Dynafire® Contact Arm Assemblies

Contact Arm Part No.		Wheel Assembly Part No.		Wheel Part No.	Wheel Dia.	Wheel Width	Wheel I.D.	Face Surface	Material
11178		11068* 45 PSIG		11067	5/16"	3/8"	1/4"	Crowned	Steel
11179		11078*		11077	5/8"	3/8"	3/8"	Crowned	70 Duro Rubber
11212		11066* 45 PSIG		11065	5/16"	1/8"	1/4"	Flat	Steel
11213		11068* 45 PSIG		11067	5/16"	3/8"	1/4"	Crowned	Steel
		11070 45 PSIG		11069	7/16"	3/8"	1/4"	Crowned	70 Duro Rubber
		11076		11075	7/16"	3/8"	3/8"	Crowned	Steel
11214		11070* 45 PSIG		11069	7/16"	3/8"	1/4"	Crowned	70 Duro Rubber
		11068 45 PSIG		11067	5/16"	3/8"	1/4"	Crowned	Steel
		11076		11075	7/16"	3/8"	3/8"	Crowned	Steel
11215		11072*		11071	7/16"	1/8"	3/8"	Crowned	Brass
		11074		11073	5/8"	1/8"	3/8"	Crowned	70 Duro Rubber
11216		11074*		11073	5/8"	1/8"	3/8"	Crowned	70 Duro Rubber
		11072		11071	7/16"	1/8"	3/8"	Crowned	Brass
11217		11076*		11075	7/16"	3/8"	3/8"	Crowned	Steel
		11068		11067	5/16"	3/8"	1/4"	Crowned	Steel
		11070		11069	7/16"	3/8"	1/4"	Crowned	70 Duro Rubber

# Contact Wheels and Assemblies (Cont'd)

## Keep Your Belt Tools Running at Maximum Efficiency

### Dynafile® Contact Arm Assemblies (Cont'd)

\*Assembly comes standard with Contact Arm shown

Contact Arm Part No.		Wheel Assembly Part No.		Wheel Part No.	Wheel Dia.	Wheel Width	Wheel I.D.	Face Surface	Material
11218		11078*		11077	5/8"	3/8"	3/8"	Crowned	70 Duro Rubber
11219		11080*		11079	1"	3/8"	3/8"	Round Radiused	70 Duro Rubber
		11078		11077	5/8"	3/8"	3/8"	Crowned	70 Duro Rubber
		11086		11085	1"	3/8"	3/8"	V-Shaped	90 Duro Urethane
11228		11078*			5/8"	3/8"	3/8"	Crowned	70 Duro Rubber
11231		11084*		11083	3/4"	1/2"	3/8"	Crowned	70 Duro Rubber
11232		11086*		11085	1"	3/8"	3/8"	V-Shaped	90 Duro Rubber
		11080		11079	1"	3/8"	3/8"	Round Radiused	90 Duro Rubber
		11078		11077	5/8"	3/8"	3/8"	Crowned	90 Duro Rubber
11234		11080*		11079	1"	3/8"	3/8"	Round Radiused	70 Duro Rubber
11237		11066* 45 PSIG		11065	5/16"	1/8"	1/4"	Flat	Steel
11238		11051*		N/A	1/4"	3/8"	N/A	Flat	Steel
11239		11068* 45 PSIG		11067	5/16"	3/8"	1/4"	Crowned	Steel
		11070		11069	7/16"	3/8"	1/4"	Crowned	70 Duro Rubber
		11076		11075	7/16"	3/8"	3/8"	Crowned	Steel
11240		11078*		11077	5/8"	3/8"	3/8"	Crowned	70 Duro Rubber
11241		11074*		11073	5/8"	1/8"	3/8"	Crowned	70 Duro Rubber
		11072		11071	7/16"	1/8"	3/8"	Crowned	Brass

# Contact Wheels and Assemblies (Cont'd)

## Keep Your Belt Tools Running at Maximum Efficiency

### Dynaflex® Contact Arm Assemblies (Cont'd)

\*Assembly comes standard with Contact Arm shown

Contact Arm Part No.		Wheel Assembly Part No.		Wheel Part No.	Wheel Dia.	Wheel Width	Wheel I.D.	Face Surface	Material
11243		11084*		11083	3/4"	1/2"	3/8"	Crowned	70 Duro Rubber
11244		11078*		11077	5/8"	3/8"	3/8"	Crowned	70 Duro Rubber
11245		11078*		11077	5/8"	3/8"	3/8"	Crowned	70 Duro Rubber
11252		11093		11092	1"	3/8"	3/8"	Round Radiused	40 Duro Rubber
11253		—		11377	2-1/8"	1/2"	5/8"	Flat	Urethane
		—		11378	2-1/8"	1/4"	5/8"	Flat	Urethane
11254		—		11375	4-3/8"	1/2"	5/8"	Flat	Urethane
		—		11376	4-3/8"	1/4"	5/8"	Flat	Urethane
11255		11078*		11077	5/8"	3/8"	3/8"	Crowned	70 Duro Rubber
11258		11078*		11077	5/8"	3/8"	3/8"	Crowned	70 Duro Rubber
11261		11078*		11077	5/8"	3/8"	3/8"	Crowned	70 Duro Rubber
11262		11078*		11077	5/8"	3/8"	3/8"	Crowned	70 Duro Rubber
11297		11090*		11077	5/8"	3/8"	3/8"	Crowned	70 Duro Rubber
11312		11078*		11077	5/8"	3/8"	3/8"	Crowned	70 Duro Rubber

### Dynaflex® II Contact Arm Assemblies

\*Assembly comes standard with Contact Arm shown

Contact Arm Part No.		Wheel Assembly Part No.		Wheel Part No.	Wheel Dia.	Wheel Width	Wheel I.D.	Face Surface	Material
11200		11088*		11077	5/8"	3/8"	3/8"	Crowned	70 Duro Rubber
11201		11068* 45 PSIG		11067	5/16"	3/8"	1/4"	Crowned	Steel
		11070		11069	7/16"	3/8"	1/4"	Crowned	70 Duro Rubber
		11076		11075	7/16"	3/8"	3/8"	Crowned	Steel



# Contact Wheels and Assemblies (Cont'd)

## Keep Your Belt Tools Running at Maximum Efficiency

### Dynaflex® II Contact Arm Assemblies (Cont'd)

\*Assembly comes standard with Contact Arm shown

Contact Arm Part No.		Wheel Assembly Part No.		Wheel Part No.	Wheel Dia.	Wheel Width	Wheel I.D.	Face Surface	Material
11202		11074*		11073	5/8"	1/8"	3/8"	Crowned	70 Duro Rubber
		11072		11071	7/16"	1/8"	3/8"	Crowned	Brass
11203		11078*		11077	5/8"	3/8"	3/8"	Crowned	70 Duro Rubber
11204		11080*		11079	1"	3/8"	3/8"	Round Radiused	90 Duro Rubber
		11078		11077	5/8"	3/8"	3/8"	Crowned	90 Duro Rubber
		11086		11085	1"	3/8"	3/8"	V-Shaped	90 Duro Rubber
11206		11282*		11281	3/4"	5/8"	3/8"	Crowned	70 Duro Rubber
11220		11352* 45 PSIG		11353	5/16"	5/8"	1/4"	Crowned	Steel
11280		11086*		11085	1"	3/8"	3/8"	V-Shaped	90 Duro Rubber
		11078		11077	5/8"	3/8"	3/8"	Crowned	70 Duro Rubber
		11080		11079	1"	3/8"	3/8"	Round Radiused	70 Duro Rubber
11286		11078*		11077	5/8"	3/8"	3/8"	Crowned	70 Duro Rubber
11287		11282*		11281	3/4"	5/8"	3/8"	Crowned	70 Duro Rubber
11300		11332* 45 PSIG		11333	1/4"	3/8"	3/16"	Crowned	Steel
		11342		11343	5/16"	3/8"	3/16"	Crowned	50 Duro Rubber
11301		11068* 45 PSIG		11067	5/16"	3/8"	1/4"	Crowned	Steel
		11070 45 PSIG		11069	7/16"	3/8"	1/4"	Crowned	70 Duro Rubber
11304		11078*		11077	5/8"	3/8"	3/8"	Crowned	70 Duro Rubber

# Contact Wheels and Assemblies (Cont'd)

## Keep Your Belt Tools Running at Maximum Efficiency

### Dynaflex® II Contact Arm Assemblies (Cont'd)

\*Assembly comes standard with Contact Arm shown

Contact Arm Part No.		Wheel Assembly Part No.		Wheel Part No.	Wheel Dia.	Wheel Width	Wheel I.D.	Face Surface	Material
11305		11093		11092	1"	3/8"	3/8"	Round Radiused	40 Duro Rubber
11312		11078*		11077	5/8"	3/8"	3/8"	Crowned	70 Duro Rubber
11314		11066* 45 PSIG		11065	5/16"	1/8"	1/4"	Flat	Steel
11320		11078*		11077	5/8"	3/8"	3/8"	Crowned	70 Duro Rubber
11321		11070* 45 PSIG		11069	7/16"	3/8"	1/4"	Crowned	70 Duro Rubber
		11068 45 PSIG		11067	5/16"	3/8"	1/4"	Crowned	Steel
		11076		11075	7/16"	3/8"	3/8"	Crowned	Steel
11322		11090*		11077	5/8"	3/8"	3/8"	Crowned	70 Duro Rubber
11325		11078		11077	5/8"	3/8"	3/8"	Crowned	70 Duro Rubber
11329		11078*		11077	5/8"	3/8"	3/8"	Crowned	70 Duro Rubber
11330		11072*		11071	7/16"	1/8"	3/8"	Crowned	Brass
		11074		11073	5/8"	1/8"	3/8"	Crowned	70 Duro Rubber
11337		11076*		11075	7/16"	3/8"	3/8"	Crowned	Steel
		11068		11067	5/16"	3/8"	1/4"	Crowned	Steel
11341		11342* 45 PSIG		11343	5/16"	3/8"	3/16"	Crowned	50 Duro Rubber
		11332		11333	1/4"	3/8"	3/16"	Crowned	Steel
11350		11352*		11353	5/16"	5/8"	1/4"	Crowned	Steel
11360		11078*		11077	5/8"	3/8"	3/8"	Crowned	70 Duro Rubber

# Contact Wheels and Assemblies (Cont'd)

## Keep Your Belt Tools Running at Maximum Efficiency

### Mini-Dynaflex® II Contact Arm Assemblies

\*Assembly comes standard with Contact Arm shown

Contact Arm Part No.		Wheel Assembly Part No.		Wheel Part No.	Wheel Dia.	Wheel Width	Wheel I.D.	Face Surface	Material
15025		11093		11092	1"	3/8"	3/8"	Round Radiused	40 Duro Rubber
15026		11078*		11077	5/8"	3/8"	3/8"	Crowned	70 Duro Rubber
		11086		11085	1"	3/8"	3/8"	V-Shaped	90 Duro Rubber
15027		11074*		11073	5/8"	1/8"	3/8"	Crowned	70 Duro Rubber
		11072		11071	7/16"	1/8"	3/8"	Crowned	Brass
15028		11080*		11079	1"	3/8"	3/8"	Round Radiused	70 Duro Rubber
15029		11086*		11085	1"	3/8"	3/8"	V-Shaped	90 Duro Urethane
		11080		11079	1"	3/8"	3/8"	Round Radiused	90 Duro Rubber
15030		11068* 45 PSIG		11067	5/16"	3/8"	1/4"	Crowned	Steel
		11070 45 PSIG		11069	7/16"	3/8"	1/4"	Crowned	70 Duro Rubber
		11076 45 PSIG		11075	7/16"	3/8"	3/8"	Crowned	Steel
15031		11070* 45 PSIG		11069	7/16"	3/8"	1/4"	Crowned	70 Duro Rubber
		11068 45 PSIG		11067	5/16"	3/8"	1/4"	Crowned	Steel
		11076 45 PSIG		11075	7/16"	3/8"	3/8"	Crowned	Steel
15032		11332* 45 PSIG		11333	1/4"	3/8"	3/16"	Crowned	Steel
		11342 45 PSIG		11343	5/16"	3/8"	3/16"	Crowned	50 Duro Rubber
15033		11342* 45 PSIG		11343	5/16"	3/8"	3/16"	Crowned	50 Duro Rubber
		11332 45 PSIG		11333	1/4"	3/8"	3/16"	Crowned	Steel



# Contact Wheels and Assemblies (Cont'd)

## Keep Your Belt Tools Running at Maximum Efficiency

### Dynaflex® III Contact Arm Assemblies

\*Assembly comes standard with Contact Arm shown

Contact Arm Part No.		Wheel Assembly Part No.		Wheel Part No.	Wheel Dia.	Wheel Width	Wheel I.D.	Face Surface	Material
11200		11088*		11077	5/8"	3/8"	3/8"	Crowned	70 Duro Rubber
11203		11078*		11077	5/8"	3/8"	3/8"	Crowned	70 Duro Rubber
11204		11080*		11079	1"	3/8"	3/8"	Round Radiused	70 Duro Rubber
11206		11282*		11281	3/4"	5/8"	3/8"	Crowned	70 Duro Rubber
11286		11078*		11077	5/8"	3/8"	3/8"	Crowned	70 Duro Rubber
11287		11282*		11281	3/4"	5/8"	3/8"	Crowned	70 Duro Rubber
11320		11078*		11077	5/8"	3/8"	3/8"	Crowned	70 Duro Rubber
11702		11638*		11637	4"	1/2"		Round Radiused	70 Duro Rubber
15321		15320*		15318	3/4"	7/8"	3/8"	Crowned	70 Duro Rubber
15326		15320*		15318	3/4"	7/8"	3/8"	Crowned	70 Duro Rubber
15350		15349*		11617	2"	1"	5/8"	Flat	90 Duro Rubber
		15346		15342	2"	5/8"	5/8"	Crowned	40 Duro Rubber
		15347		15343	2"	1"	5/8"	V-Shaped	70 Duro Rubber
		15348		11649	2"	1"	5/8"	Flat	70 Duro Rubber
15351		15348*		11649	2"	1"	5/8"	Flat	70 Duro Rubber
		15346		15342	2"	5/8"	5/8"	Crowned	40 Duro Rubber
		15347		15343	2"	1"	5/8"	V-Shaped	70 Duro Rubber
		15349		11617	2"	1"	5/8"	Flat	90 Duro Rubber

# Contact Wheels and Assemblies (Cont'd)

## Keep Your Belt Tools Running at Maximum Efficiency

### Dynafile® III Contact Arm Assemblies (Cont'd)

\*Assembly comes standard with Contact Arm shown

Contact Arm Part No.		Wheel Assembly Part No.		Wheel Part No.	Wheel Dia.	Wheel Width	Wheel I.D.	Face Surface	Material
15356		15346*		15342	2"	5/8"	5/8"	Crowned	40 Duro Rubber
		15347		15343	2"	1"	5/8"	V-Shaped	70 Duro Rubber
		15348		11649	2"	1"	5/8"	Flat	70 Duro Rubber
		15349		11617	2"	1"	5/8"	Flat	90 Duro Rubber
15357		15347*		15343	2"	1"	5/8"	V-Shaped	70 Duro Rubber
		15346		15342	2"	5/8"	5/8"	Crowned	40 Duro Rubber
		15348		11649	2"	1"	5/8"	Flat	70 Duro Rubber
		15349		11617	2"	1"	5/8"	Flat	90 Duro Rubber
15368		15359*		15358	1"	5/8"	5/8"	Flat	70 Duro Rubber
		11616		11615	1"	5/8"	5/8"	Flat	80 Duro Rubber
15375		15348*		11649	2"	5/8"	5/8"	Flat	70 Duro Rubber
		15346		15342	2"	5/8"	5/8"	Crowned	40 Duro Rubber
		15347		15343	2"	5/8"	5/8"	V-Shaped	70 Duro Rubber
		15349		11617	2"	5/8"	5/8"	Flat	90 Duro Rubber

# Contact Wheels and Assemblies (Cont'd)

## Keep Your Belt Tools Running at Maximum Efficiency

### Dynabelter® Contact Arm Assemblies

\*Assembly comes standard with Contact Arm shown

Contact Arm Part No.		Wheel Assembly Part No.		Wheel Part No.	Wheel Dia.	Wheel Width	Wheel I.D.	Face Surface	Material
11681		11650*		11649	2"	1"	5/8"	Standard	70 Duro Rubber
		11644		11643	2"	1/2"	5/8"	Crowned	90 Duro Rubber
		11634		11633	2"	1"	5/8"	Crowned	40 Duro Rubber
		11618		11617	2"	1"	5/8"	Standard	90 Duro Rubber
11663		11616*		11615	1"	1"	5/8"	Flat	80 Duro Rubber
11668		11616*		11615	1"	1"	5/8"	Flat	80 Duro Rubber
11677		11620*		11619	4"	1"	5/8"	Crowned	40 Duro Rubber
		11689		11688	4"	1"	5/8"	Scoop	60 Duro Urethane
		11636		11635	4"	1"	5/8"	Scoop	80 Duro Urethane
11682		11638*		11637	4"	1/2"	5/8"	Severely Radiused	70 Duro Rubber
11684		11642*		11641	4"	5/8"	5/8"	Scoop	40 Duro Rubber
		11892		11886	4"	5/8"	5/8"	Scoop	80 Duro Urethane
		11889		11888	4"	5/8"	5/8"	Scoop	90 Duro Urethane
11717		11618*		11617	2"	1"	5/8"	Standard	90 Duro Rubber
		11644		11643	2"	1/2"	5/8"	Standard	90 Duro Rubber
		11634		11633	2"	1"	5/8"	Crowned	40 Duro Rubber
		11650		11649	2"	1"	5/8"	Standard	70 Duro Rubber
11870		11847*		11846	2"	2"	1-1/8"	Standard	70 Duro Urethane
		11851		11850	2"	2"	1-1/8"	Standard	90 Duro Urethane



# Drop-In Motors

## Reduce Costly Downtime Associated with Routine Maintenance



*For Models Not Listed, Please Contact Customer Service*

Model No.	Drop-In Motor	Model No.	Drop-In Motor	Model No.	Drop-In Motor	Model No.	Drop-In Motor	Model No.	Drop-In Motor	Model No.	Drop-In Motor	Model No.	Drop-In Motor
11475	01711	14000	01198	48370	45300	51392	01904	52206	01390	52531	02050	52715	01889
11477	52440	14010	01198	48500	01392	51393	01911	52211	01044	52532	02051	52716	01889
12200	53406	14200	01711	48503	01393	51394	01905	52212	01044	52537	01911	52717	01889
12201	53406	15003	01393	48520	45294	51395	01905	52213	01044	52538	02030	52718	01889
12202	53406	15006	01393	48521	45295	51396	01904	52216	01030	52540	02030	52719	01911
12204	53406	15300	01711	48522	45296	51397	01911	52218	01030	52541	02050	52720	01911
12205	53406	15302	01711	48530	45294	51400	53408	52221	01044	52542	02051	52721	01911
12206	53406	15360	15379	48531	45295	51401	53409	52222	01044	52557	02093	52722	01911
12207	53406	15400	01711	48532	45296	51402	53408	52223	01044	52558	02093	52760	01426
12250	02501	15401	01711	48540	45294	51405	53408	52242	01904	52561	01911	52802	01428
13100	53407	15420	01711	48541	45295	51410	53408	52256	01712	52562	01911	52831	52945
13101	53406	30200	53169	48542	45296	51411	53408	52257	01712	52563	01991	52832	52946
13102	53407	30304	53169	49135	45298	51412	53409	52258	01712	52564	01911	52833	52945
13200	53170	30336	53169	49425	45297	51415	53408	52267	01030	52565	01911	52834	52945
13201	53169	30337	53169	50210	02050	51430	53408	52276	01713	52573	01893	52835	52946
13202	53169	40320	01030	50211	02050	51450	01136	52277	01713	52574	01893	52836	52944
13204	53169	40321	01030	50302	01911	51451	01184	52278	53170	52576	02218	52861	53408
13205	53169	40324	01030	50320	55055	51454	01136	52280	02093	52577	01911	52862	52887
13206	53170	40326	01030	50321	01911	51455	01184	52289	01717	52578	01911	52863	52887
13207	53170	40330	01030	50324	55055	51470	53169	52290	01717	52579	01911	52864	52887
13214	53170	40335	01030	50340	55060	51472	53169	52293	01717	52580	01911	52900	31635
13220	53169	40352	01253	50350	01385	51474	53169	52294	01717	52590	54807	52903	52945
13280	53406	40353	01253	50561	02050	51476	53169	52297	01717	52596	01426	52904	52946
13300	53408	40381	53409	50570	02050	51479	53169	52373	01894	52597	01428	52905	52945
13301	53409	46000	45294	51130	01712	51600	53169	52374	01894	52630	01426	52906	52945
13310	53408	46001	45295	51134	01127	51601	53169	52376	01911	52631	01426	52907	52946
13320	53408	46002	45296	51200	53407	51602	53169	52377	01911	52632	01426	52931	52945
13400	01136	47200	45297	51201	53406	51603	53169	52378	01911	52633	01426	52932	52946
13401	01136	47201	45298	51202	53407	51604	53169	52379	01911	52634	01426	52933	52945
13410	01136	47202	45297	51203	53407	51605	53169	52380	01911	52635	01426	52934	52945
13411	01136	47211	53408	51204	53406	51700	52887	52400	01132	52638	01426	52935	52946
13450	01904	47212	53409	51205	53407	51820	02030	52402	01132	52639	01426	52936	52944
13460	01904	47800	45294	51225	02030	51821	02050	52405	01132	52656	01428	52986	52945
13500	01904	47801	45295	51226	02050	51822	02051	52410	01711	52657	01428	52987	52946
13501	01888	47802	45296	51227	02051	51846	02030	52412	01711	52660	01888	53037	01198
13502	01888	47820	45294	51230	02030	51847	02050	52413	01711	52662	01887	53046	02030
13503	01888	47821	45295	51231	02050	51848	02051	52415	01711	52663	01908	53047	02050
13505	10888	47822	45296	51232	02051	52050	53406	52418	17929	52665	01908	53048	02051
13506	10888	48201	45299	51235	01392	52051	53406	52420	02219	52666	01908	53060	55057
13507	01887	48203	45299	51236	01392	52052	53406	52430	02216	52667	01908	53072	53409
13508	01887	48205	01390	51300	01198	52060	53407	52431	02216	52668	01908	53073	53408
13509	01886	48207	01390	51301	01198	52061	53407	52434	02400	52669	01905	53074	53409
13511	01905	48315	45294	51301	01198	52062	53407	52435	02400	52672	01904	53077	53407
13512	01905	48316	45295	51302	01198	52100	53170	52436	01711	52673	01911	53078	53406
13515	01905	48317	45296	51303	01198	52100	53169	52438	01911	52675	01911	53079	53407
13516	01905	48325	45299	51304	01296	52101	53169	52439	02030	52676	01911	53080	01136
13517	01904	48327	45299	51305	01296	52101	53170	52500	01392	52677	01911	53081	01184
13518	01904	48335	01390	51306	01296	52102	53170	52503	01392	52678	01911	53090	55059
13519	01903	48337	01390	51307	01297	52102	01717	52515	02087	52679	01911	53091	55059
13520	01904	48341	45299	51330	01712	52103	53170	52516	02089	52700	01711	53092	52916
13521	01888	48345	45300	51331	01712	52104	53169	52518	55056	52705	02050	53093	51915
13523	01887	48350	45299	51332	01713	52105	53170	52520	02030	52706	02030	53094	52916
13525	01888	48355	45299	51333	01713	52200	01390	52521	02050	52710	02030	53095	55059
13531	01905	48360	45299	51390	01905	52202	01390	52522	02051	52711	02050	53096	55056
13535	01887	48365	45300	51391	01905	52204	01390	52530	02030	52712	02051	53103	55057

# Drop-In Motors (Cont'd)

## Reduce Costly Downtime Associated with Routine Maintenance



*For Models Not Listed, Please Contact Customer Service*

Model No.	Drop-In Motor	Model No.	Drop-In Motor	Model No.	Drop-In Motor	Model No.	Drop-In Motor	Model No.	Drop-In Motor	Model No.	Drop-In Motor	Model No.	Drop-In Motor
54347	01881	54736	01882	56715	02030	57900	58096	59005	59454	59035	59454	69005	69456
54359	01882	54740	01899	56719	02051	57906	58096	59008	59454	59038	59454	69008	69456
54363	01891	54742	01890	56723	01390	57910	58096	59009	59454	59039	59454	69009	69456
54369	01890	54744	01891	56727	53409	57930	58096	59010	59454	59040	59454	69010	69459
54374	01899	54746	01890	56739	01717	58000	58096	59013	59454	59043	59454	69013	69459
54387	01890	54767	01881	56743	01908	58010	58096	59014	59454	59044	59454	69014	69459
54391	01717	54769	01882	56747	01908	58015	58096	59015	59454	59100	59454	69015	69454
54400	01881	54771	01880	56751	53407	58017	58096	59018	59454	59103	59454	69018	69454
54403	01882	54773	01882	56755	01391	58034	02030	59019	59454	59104	59454	69019	69454
54406	01880	54775	01880	56759	01713	58035	02050	59020	59454	59105	59454	69020	69457
54409	01882	54777	01882	57101	51375	58037	02030	59023	59454	59108	59454	69023	69457
54421	01899	54783	01899	57126	51365	58038	02030	59024	59454	59109	59454	69024	69457
54424	01890	54785	01890	57127	02093	58039	02030	59025	59454	59110	59454	69025	69460
54427	01891	54787	01891	57500	59480	58050	53408	59028	59454	59113	59454	69028	69460
54430	01890	54789	01890	57502	59480	58054	59454	59029	59454	59114	59454	69029	69460
54730	01881	54791	01891	57502	59480	59000	59454	59030	59454	69000	69453	69030	69455
54732	01882	54793	01890	57503	59480	59003	59454	59033	59454	69003	69453	69033	69455
54734	01880	55126	55150	57504	59480	59004	59454	59034	59454	69004	69453	69034	69455

## Drop-In Motor “Ten Packs”

**For Use with Dynorbital-Spirit® Random Orbital Sanders**

Pad Diameter	Orbit Diameter	Ten Pack	Ten Pack with Repair Tools
<b>3-1/2"</b> (89 mm)	3/8" (10 mm)	59503	59460
	3/16" (5 mm)	59504	59461
	3/32" (2.5 mm)	59505	59462
<b>5"</b> (127 mm)	3/8" (10 mm)	59506	59463
	3/16" (5 mm)	59507	59464
	3/32" (2.5 mm)	59508	59465
<b>6"</b> (152 mm)	3/8" (10 mm)	59509	59466
	3/16" (5 mm)	59510	59467
	3/32" (2.5 mm)	59511	59468



**For Use with Dynorbital® Silver Supreme Random Orbital Sanders**

Pad Diameter	Orbit Diameter	Ten Pack	Ten Pack with Repair Tools
<b>3"</b> (76 mm)	3/8" (10 mm)	69467	N/A
	3/16" (5 mm)	69468	N/A
	3/32" (2.5 mm)	69469	N/A
<b>3-1/2"</b> (89 mm)	3/8" (10 mm)	69470	N/A
	3/16" (5 mm)	69471	N/A
	3/32" (2.5 mm)	69472	N/A
<b>5"</b> (127 mm)	3/8" (10 mm)	69473	N/A
	3/16" (5 mm)	69474	N/A
	3/32" (2.5 mm)	69475	N/A
<b>6"</b> (152 mm)	3/8" (10 mm)	69476	N/A
	3/16" (5 mm)	69477	N/A
	3/32" (2.5 mm)	69478	N/A



# Motor Tune-Up Kits

**Includes Assorted Parts to Maintain Your Motor at Peak Efficiency**

*For Models Not Listed, Please Contact Customer Service*

Model No.	Tune-Up Kit	Model No.	Tune-Up Kit	Model No.	Tune-Up Kit	Model No.	Tune-Up Kit	Model No.	Tune-Up Kit	Model No.	Tune-Up Kit	Model No.	Tune-Up Kit
11475	96045	13517	96532	30336	96260	48350	96541	50570	96179	51400	96174	52061	96173
11476	96011	13518	96532	30337	96260	48355	96541	51130	95600	51401	96174	52062	96173
11477	96259	13519	96532	40320	96044	48360	96541	51134	96007	51402	96174	52100	96260
11486	96011	13520	96532	40321	96044	48365	96541	51200	96173	51405	96174	52101	96260
12200	96261	13521	96532	40324	96044	48370	96541	51201	96173	51410	96174	52102	96260
12201	96261	13523	96532	40326	96044	48500	96541	51202	96173	51411	96174	52103	96260
12202	96261	13525	96532	40330	96044	48503	96541	51203	96173	51412	96174	52104	96260
12204	96261	13531	96532	40335	96044	48520	96541	51204	96173	51415	96174	52105	96260
12205	96261	13535	96532	40352	96074	48521	96541	51205	96173	51430	96174	52200	96048
12206	96261	14000	95600	40353	96074	48522	96541	51225	96179	51450	96234	52202	96048
12207	96261	14010	95600	40381	96174	48530	96541	51226	96179	51451	96234	52204	96048
12250	96533	14200	95840	46000	96541	48531	96541	51227	96179	51454	96234	52206	96048
13100	96173	14300	96011	46001	96541	48532	96541	51230	96179	51455	96234	52211	96044
13101	96173	14303	96011	46002	96541	48540	96541	51231	96179	51458	96672	52212	96044
13102	96173	14306	96011	47200	96541	48541	96541	51232	96179	51459	96672	52213	96044
13200	96260	15003	96074	47201	96541	48542	96541	51235	96049	51470	96178	52216	96044
13201	96260	15006	96074	47202	96541	49135	96541	51236	96049	51472	96178	52218	96044
13202	96260	15300	96233	47211	96541	49400	96541	51300	95600	51474	96178	52221	96044
13204	96260	15302	96233	47212	96541	49401	96541	51301	95600	51476	96178	52222	96044
13205	96260	15360	96233	47800	96541	49410	96541	51302	95600	51479	96178	52223	96044
13206	96260	15400	96233	47801	96541	49420	96541	51303	95600	51510	96672	52242	96045
13207	96260	15401	96233	47802	96541	49425	96541	51304	96530	51511	96672	52256	96529
13214	96260	15420	96233	47820	96541	49430	96541	51305	96530	51600	96178	52257	96529
13220	96260	18000	96650	47821	96541	49440	96541	51306	96530	51601	96178	52258	96529
13280	96173	18001	96650	47822	96541	49455	96541	51307	96530	51602	96178	52267	96044
13300	96174	18010	96653	48201	96541	50210	96179	51330	96259	51603	96178	52276	96529
13301	96174	18011	96653	48203	96541	50211	96179	51331	96259	51604	96178	52277	96529
13310	96174	18015	96653	48205	96541	50302	96532	51332	96259	51605	96178	52278	96529
13320	96174	18020	96675	48207	96541	50303	96041	51333	96259	51820	96179	52280	96522
13400	96234	18025	96675	48315	96541	50304	96041	51350	96531	51821	96179	52289	96045
13401	96234	18026	96675	48316	96541	50307	96041	51390	96532	51822	96179	52290	96045
13410	96234	18050	96672	48317	96541	50320	96047	51391	96532	51846	96179	52293	96045
13411	96234	18055	96673	48325	96541	50321	96047	51392	96532	51847	96179	52294	96045
13450	96532	18056	96673	48327	96541	50324	96047	51393	96532	51848	96179	52297	96045
13460	96532	18063	96671	48335	96541	50340	96047	51394	96532	52050	96173	52373	96532
13500	96532	18067	96673	48337	96541	50348	96043	51395	96532	52051	96173	52374	96532
13501	96532	18075	96665	48341	96541	50350	96042	51396	96532	52052	96173	52376	96532
13502	96532	18080	96675	48345	96541	50561	96179	51397	96532	52060	96173	52377	96532
13503	96532	18100	96675									52378	96532
13505	96532	18101	96675									52379	96532
13506	96532	18160	96675									52380	96532
13507	96532	18180	96675									52400	96044
13508	96532	18253	96673									52402	96044
13509	96532	18255	96673									52405	96044
13511	96532	18256	96673									52410	96045
13512	96532	18258	96673									52412	96045
13515	96532	30200	96260									52413	96045
13516	96532	30304	96260									52415	96045





# Motor Tune-Up Kits (Cont'd)

## Includes Assorted Parts to Maintain Your Motor at Peak Efficiency

*For Models Not Listed, Please Contact Customer Service*

Model No.	Tune-Up Kit	Model No.	Tune-Up Kit	Model No.	Tune-Up Kit	Model No.	Tune-Up Kit	Model No.	Tune-Up Kit	Model No.	Tune-Up Kit	Model No.	Tune-Up Kit
52638	96100	52905	96067	53261	96553	54424	98623	56859	96024	57923	96169	58461	98220
52639	96100	52906	96067	53262	96553	54427	98623	56862	96024	57924	96169	58465	98220
52656	96100	52907	96067	53263	96553	54430	98623	56863	96024	57925	96169	58466	98220
52657	96100	52931	96067	53400	96333	54730	96680	56870	96024	57926	96169	58480	98224
52660	96532	52932	96067	53401	96333	54732	96680	56873	96024	57927	96169	58485	98224
52662	96532	52933	96067	53402	96333	54734	96680	56874	96024	57928	96169	58500	98222
52663	96532	52934	96067	53403	96333	54736	96680	56880	96024	57929	96169	58501	98222
52665	96532	52935	96067	53410	96333	54740	98623	56883	96024	57930	96236	58502	98222
52666	96532	52936	96067	53415	96179	54742	98623	56884	96024	58000	96236	58503	98222
52667	96532	52986	96067	53417	96179	54744	98623	56890	96024	58010	96236	58504	98222
52668	96532	52987	96067	53420	96333	54746	98623	56893	96024	58015	96236	58505	98222
52669	96532	53037	95600	53430	96333	54767	96680	56894	96024	58017	96236	58506	98222
52672	96532	53046	96179	53435	96179	54769	96680	57101	96537	58034	96179	58507	98222
52673	96532	53047	96179	53440	96333	54771	96680	57126	96537	58035	96179	58509	98222
52675	96532	53048	96179	53455	96333	54773	96680	57127	96522	58037	96179	59000	96510
52676	96532	53060	96047	53460	96179	54775	96680	57400	96107	58038	96179	59003	96510
52677	96532	53072	96173	53465	96179	54777	96680	57401	96107	58039	96179	59004	96510
52678	96532	53073	96174	53501	96007	54785	98623	57404	96107	58040	98576	59005	96510
52679	96532	53074	96174	53502	96007	54787	98623	57405	96107	58041	98576	59008	96510
52700	96045	53077	96173	53510	96007	54789	98623	57407	96107	58050	96174	59009	96510
52705	96179	53078	96174	53511	96007	54791	98623	57500	96109	58054	96510	59010	96510
52706	96179	53079	96174	53521	96532	54793	98623	57502	96109	58070	96169	59013	96510
52710	96179	53080	96234	53522	96532	55126	96542	57503	96109	58075	96169	59014	96510
52711	96179	53081	96234	53523	96532	56715	96179	57504	96109	58400	98220	59015	96510
52712	96179	53090	96047	53531	96532	56719	96179	57550	96107	58401	98220	59018	96510
52715	96532	53091	96047	53532	96532	56723	96049	57553	96107	58405	98220	59019	96510
52716	96532	53092	96466	53533	96532	56727	96049	57571	96018	58406	98220	59020	96510
52717	96532	53093	96466	53781	96680	56739	96045	57572	96018	58409	98220	59023	96510
52718	96532	53094	96466	53783	96532	56743	96532	57573	96018	58410	98221	59024	96510
52719	96532	53095	96047	53807	98621	56747	96532	57574	96018	58411	98221	59025	96510
52720	96532	53096	96047	53808	98621	56751	96173	57575	96018	58414	98221	59028	96510
52721	96532	53103	96047	53811	98623	56755	96049	57582	96018	58415	98220	59029	96510
52722	96532	53104	96047	53812	98623	56759	96529	57583	96018	58416	98220	59030	96510
52760	96100	53105	96047	53868	96100	56800	96024	57584	96018	58418	98220	59033	96510
52802	96100	53106	96047	53869	96100	56803	96024	57585	96018	58419	98220	59034	96510
52831	96067	53135	96333	54343	96680	56804	96024	57800	96024	58420	98220	59035	96510
52832	96067	53143	96532	54347	96680	56815	96024	57801	96024	58430	98220	59038	96510
52833	96067	53232	96552	54359	96680	56818	96024	57804	96024	58431	98220	59039	96510
52834	96067	53233	96552	54363	98623	56819	96024	57810	96024	58435	98220	59040	96510
52835	96067	53234	96552	54369	98623	56826	96024	57811	96024	58436	98220	59043	96510
52836	96067	53235	96552	54374	98623	56829	96024	57814	96024	58441	98221	59044	96510
52861	96174	53242	96553	54387	98623	56830	96024	57900	96236	58442	98221	59100	96510
52862	96174	53243	96553	54391	98623	56840	96024	57906	96236	58443	98221	59103	96510
52863	96174	53244	96553	54400	96680	56843	96024	57908	96169	58444	98221	59104	96510
52864	96174	53245	96553	54403	96680	56844	96024	57909	96169	58445	98221	59105	96510
52900	98223	53251	96552	54406	96680	56850	96024	57910	96236	58446	98221	59108	96510
52903	96067	53252	96552	54409	96680	56853	96024	57920	96169	58455	98220	59109	96510
52904	96067	53253	96552	54421	98623	56854	96024	57922	96169	58460	98220	59110	96510



# ABRASIVEDGE

Dynabrade, Inc. is proud to present our **AbrasivEdge** offering, an exciting and comprehensive range of top-quality **abrasive products**. Long established as the **global leader** in abrasive power tool technology, **Dynabrade** is also your source for the finest in **Abrasive Belts, Discs, Sheets** and more – all backed by the **Dynabrade** hallmark of outstanding **technical support** and unmatched **customer service!**

Product Category	Page
Bands, Abrasive.....	285
Belts, Abrasive .....	270
Blades & Files .....	292
Bonded Products.....	281
Discs, Abrasive .....	275
Discs, Center-Hole.....	280
Discs, Locking-Type.....	279
Dynafine® Abrasives .....	278
Dynascaler Flaps & Hubs.....	293
Grit Grading Systems.....	294

Product Category	Page
Polishing Products .....	288
Rolls & Strips, Abrasive .....	286
Rolls, Microfinishing .....	287
Scribe Points & Chisels .....	293
Sheets, DynaCut .....	277
Stars, Abrasive .....	284
Wheels, Abrasive.....	282
Wheels, Convolute.....	283
Wheels, Cut-Off .....	293
Wire Products .....	289

## ABRASIVEDGE Regional Offerings

Dynabrade's selection of abrasive products varies, based on **region** and/or **market needs**. For details on our abrasive offering in **European countries** or in **India**, please contact your local office, as shown:

### In European Countries



#### **DYNABRADE EUROPE S.à r.l.**

Zone Artisanale Op Tomm 6  
L-5485 Wormeldange—Haut, Luxembourg  
Telephone: +352 768 494 1 • Fax: +352 768 495  
Email: [sales@dynabrade.lu](mailto:sales@dynabrade.lu)

### In India



#### **DYNABRADE INDIA ABRASIVE POWER TOOLS Pvt Ltd.**

EL-54, TTC Industrial Area, M.I.D.C. Mahape,  
Electronic Zone, Navi Mumbai - 400705  
Maharashtra, India • Telephone: +91 22 2763 2226  
Fax: +91 22 2763 2228  
Email: [customerservice.india@dynabrade.com](mailto:customerservice.india@dynabrade.com)

# Narrow Abrasive Belts

## DynaCut Zirconia Alumina (Z/A) Coated Abrasive Belts:

Versatile, high-performance mineral that is sharp, hard and tough. For metalworking finishing on stainless steel, nickel alloy, forged steel and aluminum.

## DynaCut Aluminum Oxide (A/O) Coated Abrasive Belts:

The most common mineral for general purpose applications, primarily on softer metals. For light and heavier grinding, plus blending on aluminum, carbon steel, brass and bronze.

## DynaCut Ceramic (CER) & Premium Ceramic (PCER) Coated Abrasive Belts:

Self-sharpening design lasts 50% to 200% longer than other belts. For light/heavier grinding, coatings removal on stainless steel, carbon steel, titanium, nickel alloy, chrome and inconel.

## DynaBrite® & DynaBrite® Premium Surface Conditioning (NWN) Belts:

Tough reinforced non-woven nylon impregnated with abrasive grain and resin. Ideal for surface conditioning, decorative finishing, light/heavy cleaning, blending and polishing.



ABRASIVEDGE

W x L (Inches)	Belt Type	Belt Brand	COATED ABRASIVES									SURFACE CONDITIONING (NWN)			Package Quantity
			36 Grit	40 Grit	50 Grit	60 Grit	80 Grit	120 Grit	180 Grit	220 Grit	320 Grit	Coarse	Medium	Very Fine	
1/8 x 12	Z/A	DynaCut	•	•	•	•	79004	79005	•	•	•	n/a	n/a	n/a	50
1/8 x 12	A/O	DynaCut	•	•	•	•	92206	92207	92208	92209	92210	n/a	n/a	n/a	50
1/8 x 12	PCER	DynaCut Premium	•	•	•	•	79103	79183	•	•	•	n/a	n/a	n/a	50
1/8 x 18	Z/A	DynaCut	•	•	•	•	79024	79025	•	•	•	n/a	n/a	n/a	50
1/8 x 18	A/O	DynaCut	•	•	•	90211	92228	92229	92232	92233	92234	n/a	n/a	n/a	50
1/8 x 18	PCER	DynaCut Premium	•	•	•	•	79118	79186	•	•	•	n/a	n/a	n/a	50
1/8 x 18	CER	DynaCut Ceramic	•	•	•	82553	82558	82563	•	•	•	n/a	n/a	n/a	50
1/8 x 24	Z/A	DynaCut	•	•	•	79049	79054	79055	•	•	•	n/a	n/a	n/a	50
1/8 x 24	A/O	DynaCut	•	•	•	90405	90407	90409	90410	90411	90412	n/a	n/a	n/a	50
1/8 x 24	PCER	DynaCut Premium	•	•	•	79139	79143	79191	•	•	•	n/a	n/a	n/a	50
1/8 x 24	CER	DynaCut Ceramic	•	•	82531	82572	82575	82578	•	•	•	n/a	n/a	n/a	50
1/4 x 12	Z/A	DynaCut	•	79006	•	79007	79008	79009	•	•	•	n/a	n/a	n/a	50
1/4 x 12	A/O	DynaCut	•	•	•	91425	91426	91427	92118	92119	92120	n/a	n/a	n/a	50
1/4 x 12	PCER	DynaCut Premium	•	79104	•	79105	79106	79184	•	•	•	n/a	n/a	n/a	50
1/4 x 12	CER	DynaCut Ceramic	82520	82521	•	82522	82523	82524	•	•	•	n/a	n/a	n/a	50
1/4 x 18	Z/A	DynaCut	79070	79026	•	79027	79028	79029	•	•	•	n/a	n/a	n/a	50
1/4 x 18	A/O	DynaCut	•	91142	•	91114	91115	91116	90224	90225	90226	n/a	n/a	n/a	50
1/4 x 18	PCER	DynaCut Premium	•	79119	•	79120	79121	79187	•	•	•	n/a	n/a	n/a	50
1/4 x 18	CER	DynaCut Ceramic	82545	82549	•	82554	82559	82564	•	•	•	n/a	n/a	n/a	50
1/4 x 18	NWN	DynaBrite®										78015	78016	78017	10
1/4 x 18	NWN	DynaBrite® Premium										90231	90229	90228	10
1/4 x 24	Z/A	DynaCut	79046	79056	•	79057	79058	79059	•	•	•	n/a	n/a	n/a	50
1/4 x 24	A/O	DynaCut	•	91151	•	91434	91435	91436	90423	90424	90425	n/a	n/a	n/a	50
1/4 x 24	PCER	DynaCut Premium	•	79144	•	79145	79146	79192	•	•	•	n/a	n/a	n/a	50
1/4 x 24	CER	DynaCut Ceramic	82568	82570	82532	82573	82576	82579	•	•	•	n/a	n/a	n/a	50
1/4 x 24	NWN	DynaBrite®										78045	78046	78047	10
1/4 x 24	NWN	DynaBrite® Premium										90460	90433	90403	10
1/4 x 30	Z/A	DynaCut	•	92175	•	92176	92177	92178	•	•	•	n/a	n/a	n/a	50
1/4 x 30	A/O	DynaCut	•	•	•	•	•	•	90471	90472	90473	n/a	n/a	n/a	50
1/4 x 30	PCER	DynaCut Premium	•	•	•	•	•	•	•	•	•	n/a	n/a	n/a	50
1/4 x 34	A/O	DynaCut	•	•	•	90475	90477	90479	•	•	•	n/a	n/a	n/a	50
1/4 x 72	Z/A	DynaCut	•	94807	•	94771	94777	94789	•	•	•	n/a	n/a	n/a	50
1/4 x 72	A/O	DynaCut	•	•	•	•	•	•	94795	94801	•	n/a	n/a	n/a	50
1/4 x 72	NWN	DynaBrite®										•	•	78084	10
1/4 x 72	NWN	DynaBrite® Premium										79558	79562	79566	10

• Call for availability and pricing. n/a = Not Available. Ask about Super Fine Belts, also available!



# Narrow Abrasive Belts (Cont'd.)

Z/A = DynaCut Zirconia Alumina

A/O = DynaCut Aluminum Oxide

PCER = DynaCut Premium Ceramic

CER = DynaCut Ceramic

NWN = DynaBrite® &amp; DynaBrite® Premium Surface Conditioning



W x L (Inches)	Belt Type	Belt Brand	COATED ABRASIVES									SURFACE CONDITIONING (NWN)			Package Quantity
			36 Grit	40 Grit	50 Grit	60 Grit	80 Grit	120 Grit	180 Grit	220 Grit	320 Grit	Coarse	Medium	Very Fine	
3/8 x 13	A/O	DynaCut	•	•	•	91162	91163	91164	•	•	•	n/a	n/a	n/a	50
3/8 x 13	Z/A	DynaCut	•	•	•	79074	79075	79076	•	•	•	n/a	n/a	n/a	50
1/2 x 12	Z/A	DynaCut	•	79010	•	79011	79012	79013	•	•	•	n/a	n/a	n/a	50
1/2 x 12	A/O	DynaCut	•	•	•	91428	91429	91430	92114	92115	92116	n/a	n/a	n/a	50
1/2 x 12	PCER	DynaCut Premium	•	79107	•	79108	79109	79185	•	•	•	n/a	n/a	n/a	50
1/2 x 12	CER	DynaCut Ceramic	82525	82526	•	82527	82528	82529	•	•	•	n/a	n/a	n/a	50
1/2 x 12	NWN	DynaBrite®	→	→	→	→	→	→	→	→	→	78006	78007	78008	10
1/2 x 12	NWN	DynaBrite® Premium	→	→	→	→	→	→	→	→	→	90314	90313	90312	10
1/2 x 13	A/O	DynaCut	•	•	•	91165	91166	91167	•	•	•	n/a	n/a	n/a	50
1/2 x 13	Z/A	DynaCut	•	•	•	79077	79078	79079	•	•	•	n/a	n/a	n/a	50
1/2 x 18	Z/A	DynaCut	79015	79030	•	79031	79032	79033	•	•	•	n/a	n/a	n/a	50
1/2 x 18	A/O	DynaCut	•	91143	•	91117	91118	91119	90244	90245	90246	n/a	n/a	n/a	50
1/2 x 18	PCER	DynaCut Premium	•	79122	•	79123	79124	79188	•	•	•	n/a	n/a	n/a	50
1/2 x 18	CER	DynaCut Ceramic	82546	82550	•	82555	82560	82565	•	•	•	n/a	n/a	n/a	50
1/2 x 18	NWN	DynaBrite®	→	→	→	→	→	→	→	→	→	78019	78020	78021	10
1/2 x 18	NWN	DynaBrite® Premium	→	→	→	→	→	→	→	→	→	90297	90292	90248	10
1/2 x 24	Z/A	DynaCut	79047	79060	•	79061	79062	79063	•	•	•	n/a	n/a	n/a	50
1/2 x 24	A/O	DynaCut	91149	91152	•	91437	91438	91439	90449	90451	90453	n/a	n/a	n/a	50
1/2 x 24	PCER	DynaCut Premium	•	79147	•	79148	79149	79193	•	•	•	n/a	n/a	n/a	50
1/2 x 24	CER	DynaCut Ceramic	82569	82571	82533	82574	82577	82580	•	•	•	n/a	n/a	n/a	50
1/2 x 24	NWN	DynaBrite®	→	→	→	→	→	→	→	→	→	78049	78050	78051	10
1/2 x 24	NWN	DynaBrite® Premium	→	→	→	→	→	→	→	→	→	90461	90434	90400	10
1/2 x 30	Z/A	DynaCut	•	92180	•	92181	92182	92183	•	•	•	n/a	n/a	n/a	50
1/2 x 30	A/O	DynaCut	•	•	•	90671	90672	90673	90493	90494	90496	n/a	n/a	n/a	50
1/2 x 30	PCER	DynaCut Premium	•	79166	•	79167	79168	•	•	•	•	n/a	n/a	n/a	50
1/2 x 30	NWN	DynaBrite®	→	→	→	→	→	→	→	→	→	78063	78064	78065	10
1/2 x 30	NWN	DynaBrite® Premium	→	→	→	→	→	→	→	→	→	90442	90436	90406	10
1/2 x 34	A/O	DynaCut	•	•	•	90495	90497	90499	•	•	•	n/a	n/a	n/a	50
1/2 x 44	A/O	DynaCut	•	•	•	90545	90547	90549	•	•	•	n/a	n/a	n/a	50
1/2 x 72	Z/A	DynaCut	•	94808	•	94772	94778	94790	•	•	•	n/a	n/a	n/a	50
1/2 x 72	A/O	DynaCut	•	•	•	•	•	•	94796	94802	•	n/a	n/a	n/a	50
1/2 x 72	NWN	DynaBrite®	→	→	→	→	→	→	→	→	→	78086	78087	78088	10
3/4 x 18	Z/A	DynaCut	79017	79034	•	79035	79036	79037	•	•	•	n/a	n/a	n/a	50
3/4 x 18	A/O	DynaCut	•	91144	•	91123	91124	91125	90254	90255	90256	n/a	n/a	n/a	50
3/4 x 18	PCER	DynaCut Premium	•	79125	•	79126	79127	79189	•	•	•	n/a	n/a	n/a	50
3/4 x 18	CER	DynaCut Ceramic	82547	82551	•	82556	82561	82566	•	•	•	n/a	n/a	n/a	50
3/4 x 18	NWN	DynaBrite®	→	→	→	→	→	→	→	→	→	78024	78025	78026	10
3/4 x 18	NWN	DynaBrite® Premium	→	→	→	→	→	→	→	→	→	90299	90294	90258	10
3/4 x 20-1/2	Z/A	DynaCut	•	90640	•	90641	90642	90643	•	•	•	n/a	n/a	n/a	50
3/4 x 20-1/2	A/O	DynaCut	•	•	•	•	•	•	90334	90335	90336	n/a	n/a	n/a	50
3/4 x 20-1/2	PCER	DynaCut Premium	•	79133	•	79134	79135	•	•	•	•	n/a	n/a	n/a	50
3/4 x 20-1/2	NWN	DynaBrite®	→	→	→	→	→	→	→	→	→	78124	78119	78118	50
3/4 x 34	A/O	DynaCut	•	•	•	90367	90368	90370	•	•	•	n/a	n/a	n/a	50
3/4 x 34	NWN	DynaBrite®	→	→	→	→	→	→	→	→	→	78117	78116	78115	50

• Call for availability and pricing. n/a = Not Available. Ask about Super Fine Belts, also available!

# Narrow Abrasive Belts (Cont'd.)

Z/A = DynaCut Zirconia Alumina

A/O = DynaCut Aluminum Oxide

PCER = DynaCut Premium Ceramic

CER = DynaCut Ceramic

NWN = DynaBrite® &amp; DynaBrite® Premium Surface Conditioning



W x L (Inches)	Belt Type	Belt Brand	COATED ABRASIVES								SURFACE CONDITIONING (NWN)			Package Quantity
			36 Grit	40 Grit	60 Grit	80 Grit	120 Grit	180 Grit	220 Grit	320 Grit	Coarse	Medium	Very Fine	
1 x 11	NWN	DynaBrite®									79554	79547	79543	10
1 x 15-1/2	Z/A	DynaCut	•	90194	90195	90196	90197	•	•	•	n/a	n/a	n/a	50
1 x 15-1/2	NWN	DynaBrite®									78078	78079	78094	10
1 x 18	Z/A	DynaCut	79019	79038	79039	79040	79041	•	•	•	n/a	n/a	n/a	50
1 x 18	A/O	DynaCut	•	91150	91126	91127	91128	90288	90289	90290	n/a	n/a	n/a	50
1 x 18	PCER	DynaCut Premium	•	79128	79129	79175	79190	•	•	•	n/a	n/a	n/a	50
1 x 18	CER	DynaCut Ceramic	82548	82552	82557	82562	82567	•	•	•	n/a	n/a	n/a	50
1 x 18	NWN	DynaBrite®									78029	78030	78031	10
1 x 18	NWN	DynaBrite® Premium									90300	90295	90259	10
1 x 24	Z/A	DynaCut	•	79064	79065	79066	79067	•	•	•	n/a	n/a	n/a	50
1 x 24	A/O	DynaCut	•	91153	•	•	•	90486	90487	90488	n/a	n/a	n/a	50
1 x 24	PCER	DynaCut Premium	•	79150	79151	79152	79194	•	•	•	n/a	n/a	n/a	50
1 x 24	NWN	DynaBrite®									78054	78055	78056	10
1 x 24	NWN	DynaBrite® Premium									90462	90416	90402	10
1 x 30	Z/A	DynaCut	•	92185	92186	92187	92188	•	•	•	n/a	n/a	n/a	50
1 x 30	A/O	DynaCut	•	•	90674	90675	90676	90512	90513	90514	n/a	n/a	n/a	50
1 x 30	PCER	DynaCut Premium	•	79169	79170	79171	•	•	•	•	n/a	n/a	n/a	50
1 x 30	NWN	DynaBrite®									78066	78067	78068	10
1 x 30	NWN	DynaBrite® Premium									90444	90437	90401	10
1 x 72	Z/A	DynaCut	•	94809	94773	94779	94791	•	•	•	n/a	n/a	n/a	10
1 x 72	A/O	DynaCut	•	•	•	•	•	94797	94803	•	n/a	n/a	n/a	10
1 x 72	NWN	DynaBrite®									78090	78091	78092	1
1-1/2 x 15-1/2	Z/A	DynaCut	•	90190	90191	90192	90193	•	•	•	n/a	n/a	n/a	50
1-1/2 x 15-1/2	NWN	DynaBrite®									78095	78096	78097	10
1-1/2 x 24	A/O	DynaCut	•	•	91632	91633	91634	91635	91628	91629	n/a	n/a	n/a	10
2 x 15-1/2	Z/A	DynaCut	•	90198	90199	90200	90201	•	•	•	n/a	n/a	n/a	50
2 x 15-1/2	NWN	DynaBrite®									79322	79323	79324	10
2 x 30	Z/A	DynaCut	•	92190	92191	92192	92193	•	•	•	n/a	n/a	n/a	10
2 x 30	A/O	DynaCut	•	•	90677	90678	90679	90390	90391	90392	n/a	n/a	n/a	10
2 x 30	PCER	DynaCut Premium	•	79172	79173	79174	79159	•	•	•	n/a	n/a	n/a	10
2 x 30	NWN	DynaBrite®									78069	78070	78071	1
2 x 30	NWN	DynaBrite® Premium									90448	90438	90414	1
2 x 34	Z/A	DynaCut	90360	90362	90363	90364	90372	•	•	•	n/a	n/a	n/a	10
2 x 34	A/O	DynaCut	•	90376	90377	90378	90380	90381	90375	90388	n/a	n/a	n/a	10
2 x 34	NWN	DynaBrite®									78075	78076	78077	1
2 x 36	A/O	DynaCut	•	•	91637	91638	91639	91640	91641	91642	n/a	n/a	n/a	10
2 x 42	A/O	DynaCut	•	81002	81004	81005	81007	81009	81010	81012	n/a	n/a	n/a	10
2 x 45	A/O	DynaCut	•	90348	90349	90350	90352	•	•	•	n/a	n/a	n/a	10
2 x 48	A/O	DynaCut	•	•	91643	91644	91645	91646	91647	91648	n/a	n/a	n/a	10
2 x 48	Z/A	DynaCut	•	•	91652	91655	91656	•	•	•	n/a	n/a	n/a	10
2 x 48	NWN	DynaBrite®									81237	81238	81239	1
2 x 60	A/O	DynaCut	•	81030	81032	81033	81035	81037	81038	81040	n/a	n/a	n/a	10
2 x 60	NWN	DynaBrite®									81242	81243	81244	1

• Call for availability and pricing. n/a = Not Available. Ask about Super Fine Belts, also available!

## Narrow Abrasive Belts (Cont'd.)

Z/A = DynaCut Zirconia Alumina

A/O = DynaCut Aluminum Oxide

PCER = DynaCut Premium Ceramic

CER = DynaCut Ceramic

NWN = DynaBrite® &amp; DynaBrite® Premium Surface Conditioning



W x L (Inches)	Belt Type	Belt Brand	COATED ABRASIVES								SURFACE CONDITIONING (NWN)			Package Quantity
			36 Grit	40 Grit	60 Grit	80 Grit	120 Grit	180 Grit	220 Grit	320 Grit	Coarse	Medium	Very Fine	
2 x 72	Z/A	DynaCut	•	94811	94775	94781	94793	•	•	•	n/a	n/a	n/a	10
2 x 72	A/O	DynaCut	•	•	•	•	•	94799	94805	•	n/a	n/a	n/a	10
2 x 72	NWN	DynaBrite®	→	→	→	→	→	→	→	→	78080	78081	78082	1
2 x 132	A/O	DynaCut	•	81044	81046	81047	81049	81051	81052	81054	n/a	n/a	n/a	10
2-1/4 x 9-3/4	Z/A	DynaCut	•	92259	92260	92261	92262	•	•	•	n/a	n/a	n/a	10
2-1/4 x 9-3/4	NWN	DynaBrite®	→	→	→	→	→	→	→	→	•	90095	90094	1
2-3/4 x 15-1/2	Z/A	DynaCut	•	90009	90017	90018	90020	•	•	•	n/a	n/a	n/a	10
2-3/4 x 15-1/2	A/O	DynaCut	•	•	90076	90077	90078	90026	90011	90012	n/a	n/a	n/a	10
2-3/4 x 15-1/2	NWN	DynaBrite®	→	→	→	→	→	→	→	→	90023	90022	90021	1
2-3/4 x 15-1/2	NWN	DynaBrite® Premium	→	→	→	→	→	→	→	→	89233	89232	89231	1
3 x 7-3/8	Z/A	DynaCut	•	90630	90631	90632	90633	•	•	•	n/a	n/a	n/a	10
3 x 7-3/8	A/O	DynaCut	•	•	•	•	•	90634	90635	90636	n/a	n/a	n/a	10
3 x 7-3/8	NWN	DynaBrite®	→	→	→	→	→	→	→	→	•	90092	90091	1
3 x 10-11/16	Z/A	DynaCut	•	92100	92101	92102	92103	•	•	•	n/a	n/a	n/a	10
3 x 10-11/16	A/O	DynaCut	•	•	90613	90614	90615	90268	90269	90270	n/a	n/a	n/a	10
3 x 10-11/16	NWN	DynaBrite®	→	→	→	→	→	→	→	→	90239	90238	90237	1
3 x 10-11/16	NWN	DynaBrite® Premium	→	→	→	→	→	→	→	→	89213	89212	89211	1
3 x 21	A/O	DynaCut	•	91184	91185	91186	91187	•	•	•	n/a	n/a	n/a	10
3 x 24	Z/A	DynaCut	79043	79050	79051	79052	79053	•	•	•	n/a	n/a	n/a	10
3 x 24	NWN	DynaBrite®	→	→	→	→	→	→	→	→	78040	78041	78042	1
3 x 24	NWN	DynaBrite® Premium	→	→	→	→	→	→	→	→	90459	90458	90404	1
3 x 132	A/O	DynaCut	•	81058	81060	81061	81063	81065	81066	81068	n/a	n/a	n/a	10
3-1/2 x 15-1/2	Z/A	DynaCut	90266	90267	90272	90273	90275	•	•	•	n/a	n/a	n/a	10
3-1/2 x 15-1/2	A/O	DynaCut	90346	90347	90353	90354	90355	90277	90338	90339	n/a	n/a	n/a	10
3-1/2 x 15-1/2	PCER	DynaCut Premium	79195	•	79196	79197	79199	•	•	•	n/a	n/a	n/a	10
3-1/2 x 15-1/2	NWN	DynaBrite®	→	→	→	→	→	→	→	→	90283	90282	90281	1
3-1/2 x 15-1/2	NWN	DynaBrite® Premium	→	→	→	→	→	→	→	→	89243	89242	89241	1
4 x 36	A/O	DynaCut	81071	81072	81074	81075	81077	81079	81080	81082	n/a	n/a	n/a	5
4 x 104	A/O	DynaCut	81085	81086	81088	81089	81091	81093	81094	81096	n/a	n/a	n/a	5
4 x 106	A/O	DynaCut	81099	81100	81102	81103	81105	81107	81108	81110	n/a	n/a	n/a	5
4 x 132	A/O	DynaCut	81113	81114	81116	81117	81119	81121	81122	81124	n/a	n/a	n/a	5
4 x 168	A/O	DynaCut	81127	81128	81130	81131	81133	81135	81136	81138	n/a	n/a	n/a	5
6 x 48	A/O	DynaCut	•	81142	81144	81145	81147	81149	81150	81152	n/a	n/a	n/a	5
7 x 10-11/16	A/O	DynaCut	•	•	•	•	90600	90601	•	90602	n/a	n/a	n/a	10
7 x 10-11/16	NWN	DynaBrite®	→	→	→	→	→	→	→	→	90099	90098	90097	1
7 x 15-1/2	A/O	DynaCut	•	•	•	•	90603	90604	•	90605	n/a	n/a	n/a	10
9 x 26-5/16	A/O	DynaCut	•	•	•	•	90606	90607	•	90608	n/a	n/a	n/a	10

• Call for availability and pricing. n/a = Not Available. Ask about Super Fine Belts, also available!

**For Tools, Accessories & Abrasives,  
Visit [Dynabrade.com](http://Dynabrade.com)!**



## DynaCut Scalloped-Edge Narrow Abrasive Belts

### DynaCut Ceramic (CER) Coated Abrasive Belts

Self-sharpening design lasts 50% to 200% longer than other belts. Belts with Scalloped-Edge design provide easier access and faster stock removal, with less undercutting. They are ideal for grinding and finishing right angle welds in confined areas such as fittings, mainways, frames and bracings. Also utilized for leveling, blending and finishing right angle welds on stainless steel and other materials.



			CERAMIC COATED ABRASIVES			Package Quantity
W x L (Inches)	Belt Type	Belt Brand	60 Grit	80 Grit	120 Grit	
1/2 x 12	CER	DynaCut	92152	92153	92154	25
1/2 x 18	CER	DynaCut	92149	92150	92151	25
1/2 x 24	CER	DynaCut	91384	91385	91386	25

## DynaCut MicroMesh Abrasive Belts

### Dynabrade Silicon Carbide (S/C) Coated Abrasive Belts

Silicon Carbide creates a thinner scratch pattern than Aluminum Oxide, due to its sharper grain. Silicon Carbide cuts faster, but does not last as long as Aluminum Oxide.



			SILICON CARBIDE COATED ABRASIVES					Package Quantity
W x L (Inches)	Belt Type	Belt Brand	80 MX	100 MX	240 MX	400 MX	600 MX	
1 x 18	S/C	DynaCut	78186	78187	78188	78189	•	10
2 x 72	S/C	DynaCut	78238	78239	78240	78241	78242	10
3-1/2 x 15-1/2	S/C	DynaCut	78226	78227	78228	78229	78230	10

• Call for availability and pricing.

ABRASIVEDGE

# Finish First with Dynabrade!

**GRIND • DEBURR • BLEND • POLISH • SURFACE CONDITION**



**"THE ORIGINAL" DYNAFILE®**  
Accepts over 35 interchangeable contact arms for hundreds of uses. 20,000 RPM.



**DYNAFILE® II**  
Grinding head pivots 360°; 7° offset handle. Easily converts to Die Grinder and Drill.



**DYNAFILE® III**  
.7 hp motor for heavy-duty use. Includes side handle for comfortable two-hand operation.

# Discover The Dynabrade Difference!

# Random Orbital Sander Abrasive Discs

## DynaCut Aluminum Oxide Paper-Backed Coated Abrasive Discs

The most common mineral for general purpose applications.  
Ideal for sanding on bare wood, metal, plastic and fiberglass.  
Also used to prepare primed and painted surfaces for finishing.



ALUMINUM OXIDE COATED ABRASIVES												
Diameter (Inches)	Attachment Type	Vacuum Type (No. of Holes)	36 Grit	40 Grit	60 Grit	80 Grit	120 Grit	150 Grit	180 Grit	220 Grit	320 Grit	Package Quantity
3	PSA	Vacuum (6)	•	•	•	93682	93683	93684	93685	93633	93634	50
3	Hook	Vacuum (6)	•	•	•	93665	93666	93667	93668	93636	93637	50
3	Hook	Non-Vacuum	•	•	92074	92075	92076	92077	92078	92079	92080	50
3	Hook	Vacuum (3)	•	•	92081	92056	92057	92082	92058	92059	92060	50
3-1/2	PSA	Non-Vacuum	•	•	•	79900	79901	79905	79902	79903	79904	Box/100 Pcs.
3-1/2	PSA	Non-Vacuum	•	•	•	79230	79231	79235	79232	79233	79234	Roll/100 Pcs.
3-1/2	Hook	Non-Vacuum	•	•	•	79935	79936	79906	79937	79938	79939	Box/100 Pcs.
5	PSA	Non-Vacuum	•	•	79967	79910	79911	79914	79912	79913	79907	Box/100 Pcs.
5	PSA	Non-Vacuum	•	•	•	79240	79241	79246	79242	79243	79981	Roll/100 Pcs.
5	PSA	Vacuum (5)	•	•	79968	79915	79916	79919	79917	79918	79908	Box/100 Pcs.
5	PSA	Vacuum (5)	•	•	•	79245	79247	79248	79249	79250	79982	Roll/100 Pcs.
5	Hook	Non-Vacuum	•	•	79969	79941	79942	79945	79943	79944	79909	Box/100 Pcs.
5	Hook	Vacuum (5)	•	•	79976	79946	79947	79950	79948	79949	79930	Box/100 Pcs.
5	Hook	Multi-Hole Vac	•	•	•	79961	79962	79963	79964	79965	79966	Box/100 Pcs.
6	PSA	Non-Vacuum	•	•	79977	79920	79921	79924	79922	79923	79931	Box/100 Pcs.
6	PSA	Non-Vacuum	•	•	•	79252	79254	79255	79256	79257	79983	Roll/100 Pcs.
6	PSA	Vacuum (6)	•	•	79978	79925	79926	79929	79927	79928	79932	Box/100 Pcs.
6	PSA	Vacuum (6)	•	•	•	79259	79261	79262	79263	79264	79984	Roll/100 Pcs.
6	Hook	Non-Vacuum	•	•	79979	79951	79952	79955	79953	79954	79933	Box/100 Pcs.
6	Hook	Vacuum (6)	•	•	79980	79956	79957	79960	79958	79959	79934	Box/100 Pcs.
6	Hook	Multi-Hole Vac	•	•	•	79970	79971	79972	79973	79974	79975	Box/100 Pcs.
8	PSA	Non-Vacuum	•	91235	91236	91237	91239	91240	91241	91242	91243	25
8	PSA	Vacuum (8)	•	91247	91238	91249	91251	91244	91245	91246	91248	25
8	Hook	Non-Vacuum	•	91444	91445	91446	91448	91250	91252	91253	91254	25
8	Hook	Vacuum (8)	•	91456	91457	91458	91460	91255	91256	91257	91258	25
11-1/4	Hook	Non-Vacuum	91315	•	91316	91300	91301	91307	91302	91308	91311	10
11-1/4	Hook	Vacuum (0-Style)	91317	•	91318	91303	91304	91313	91305	91306	91314	10
11-1/4	Hook	Vacuum (5)	•	•	•	91310	91309	•	•	•	•	10

ABRASIVEDGE

## DynaCut Aluminum Oxide Film-Backed Abrasive Discs

Diameter (Inches)	Attachment Type	Vacuum Type	36 Grit	40 Grit	60 Grit	80 Grit	100 Grit	120 Grit	150 Grit	180 Grit	240 Grit	320 Grit	400 Grit	Package Quantity
5	PSA	Non-Vacuum	•	•	82454	82455	82456	82457	82458	82459	82460	82461	82462	Box/100 Pcs.
5	PSA	Vacuum (5)	•	•	82465	82466	82467	82468	82469	82470	82471	82472	82473	Box/100 Pcs.
5	Hook	Non-Vacuum	•	•	82427	82428	82429	82430	82431	82432	82434	82435	82436	Box/100 Pcs.
5	Hook	Vacuum (Multi-Hole)	•	•	79359	79360	79361	79362	79363	79364	79366	79367	79368	Box/100 Pcs.
6	PSA	Non-Vacuum	•	•	82476	82477	82478	82479	82480	82481	82482	82483	82484	Box/100 Pcs.
6	PSA	Vacuum (6)	•	•	82487	82488	82489	82490	82491	82492	82493	82494	82495	Box/100 Pcs.
6	Hook	Non-Vacuum	•	•	82442	82443	82444	82445	82446	82447	82449	82450	82451	Box/100 Pcs.
6	Hook	Vacuum (Multi-Hole)	•	•	79374	79375	79376	79377	79378	79379	79381	79382	79383	Box/100 Pcs.

• Call for availability and pricing.

# Random Orbital Sander Abrasive Discs (Cont'd.)

## Dynabrade Aluminum Oxide Microfinishing Discs

Diameter (Inches)	Attachment Type	Vacuum Type (No. of Holes)	100 Micron	80 Micron	60 Micron	30 Micron	15 Micron	Package Quantity
11-1/4	Hook	Non-Vacuum	91320	91321	91322	91323	91324	10
11-1/4	Hook	Vacuum (0-Style)	91325	91326	91327	91328	91329	10

## Dynabrade Aluminum Oxide Clear Coat Repair Discs

Aluminum Oxide paper-backed discs ideal for spot repair and dust nib repair.

Diameter (Inches)	Attachment Type	Vacuum Type	5 Micron Grade	Package Quantity
1-1/4	PSA	Non-Vacuum	93193	500/Roll

## DynaCut Silicon Carbide Coated Abrasive Discs

Silicon Carbide creates a thinner scratch pattern than Aluminum Oxide, due to its sharper grain. Silcon Carbide cuts faster, but does not last as long as Aluminum Oxide.

SILICON CARBIDE COATED ABRASIVES												
Diameter (Inches)	Attachment Type	Vacuum Type	36 Grit	40 Grit	60 Grit	80 Grit	120 Grit	150 Grit	180 Grit	220 Grit	320 Grit	Package Quantity
3/4	PSA	Non-Vacuum	•	•	•	78160	78161	•	78162	78163	•	Sheet/75 Pcs
1-1/4	PSA	Non-Vacuum	•	•	•	78165	78166	•	78167	78168	•	Sheet/25 Pcs

## DynaCut Scalloped-Edge Aluminum Oxide Coated Abrasive Discs

Scalloped-Edge Discs (when paired with Dynabrade Radius Edge Pads) conform to the shape of coves and corners. Ideal for use on backsplash corners, countertop coves, bowls, sinks, and rounded fiberglass corners.

ALUMINUM OXIDE COATED ABRASIVES												
Diameter (Inches)	Attachment Type	Vacuum Type (No. of Holes)	80 Grit	100 Grit	120 Grit	100 Micron	80 Micron	60 Micron	30 Micron	15 Micron	9 Micron	Package Quantity
3-1/2	Hook	Non-Vacuum	92580	•	92581	92582	•	92583	92584	•	•	50
5	Hook	Non-Vacuum	92590	92597	92591	92592	92587	92593	92594	92588	92589	50
5	Hook	Vacuum (5)	92600	•	92601	92602	•	92603	92604	•	•	50

## DynaBrite® Scalloped-Edge Non-Woven Nylon Surface Conditioning Discs

SURFACE CONDITIONING (NWN)					
Diameter (Inches)	Attachment Type	Vacuum Type (No. of Holes)	Medium Maroon	Fine Gray	Package Quantity
3-1/2	Hook	Non-Vacuum	92585	92586	10
5	Hook	Non-Vacuum	92595	92596	10
5	Hook	Vacuum (5)	92605	92606	10

## DynaBrite® Non-Woven Nylon Surface Conditioning Discs

Ideal for surface conditioning, decorative finishing, light/heavy cleaning, blending and polishing.

SURFACE CONDITIONING (NWN)						
Diameter (Inches)	Attachment Type	Vacuum Type	Coarse (Brown)	Medium (Maroon)	Very Fine (Blue)	Package Quantity
5	Hook	Non-Vacuum	78414	78415	78416	10
6	Hook	Non-Vacuum	78417	78418	78419	10
7	Hook	Non-Vacuum	78420	78421	78422	10

• Call for availability and pricing.

ABRASIVEDGE



## DynaCut Sheets

For light deburring and scouring, rust removal, blending machine tool marks, fine sanding and polishing.

**A/O = DynaCut Aluminum Oxide**

**S/C = Silicon Carbide**



Dynabug® II

Dimensions (W x L)	Sheet Type	Attachment Type	Vacuum Type (No. of Holes)	COATED ABRASIVES									Package Quantity
				60 Grit	80 Grit	100 Grit	120 Grit	150 Grit	180 Grit	220 Grit	320 Grit	400 Grit	
75 mm x 110 mm	A/O	PSA	Non-Vacuum	93751	93752	93753	93754	93760	93761	93762	93763	93709	50
75 mm x 110 mm	A/O	PSA	Vacuum (4)	93755	93756	93757	93758	93765	93766	93767	93768	93759	50
75 mm x 110 mm	A/O	Hook-Face	Non-Vacuum	93781	93783	93782	93784	93785	93786	93787	93788	93789	50
75 mm x 110 mm	A/O	Hook-Face	Vacuum (4)	93790	93800	93802	93779	93890	93891	93892	93893	93805	50
81 mm x 133 mm	A/O	PSA	Non-Vacuum	93806	93807	93808	93809	93770	93771	93772	93773	93818	50
81 mm x 133 mm	A/O	PSA	Vacuum (8)	93819	93828	93829	93834	93775	93776	93777	93778	93839	50
81 mm x 133 mm	A/O	Hook-Face	Non-Vacuum	93844	93845	93846	93847	93791	93792	93793	93794	93848	50
81 mm x 133 mm	A/O	Hook-Face	Vacuum (8)	93849	93858	93859	93864	93895	93896	93897	93898	93865	50
81 mm x 133 mm	A/O	Hook-Face	Vacuum (4+4)	93866	93867	93868	93869	93934	93935	93936	93937	93874	50
*2-3/4" x 8"	A/O	PSA	Non-Vacuum	•	93700	•	93702	93703	93704	93705	93706	•	50
*2-3/4" x 8"	A/O	PSA	Vacuum (6)	•	93710	•	93712	93713	93714	93715	93716	•	50
3-1/2" x 2-3/4"	S/C	PSA	Non-Vacuum	•	•	•	93130	93131	93132	•	•	•	50
*3-2/3" x 7"	A/O	PSA	Non-Vacuum	93005	93810		93812	93813	93814	93815	93816	93817	50
*3-2/3" x 7"	A/O	Hook-Face	Non-Vacuum	93006	93007	93801	93008	93803	93804	93009	93014	93015	50
100 mm x 148 mm	A/O	Hook-Face	Vacuum (7 - Delta)	93875	93876	93877	93878	93796	93797	93798	93799	93879	10
4-1/2" x 4-1/4"	A/O	Hook-Face	Non-Vacuum	•	93850	•	93851	•	93852	•	93853	•	10
9" x 11"	A/O	n/a	Non-Vacuum	•	93016	93017	93018	93019	93020	93021	93022	93023	50

• Call for availability and pricing.

\*Vacuum Punch Plates

## DynaBrite® General Purpose Hand Pads

Dynabrade's NEW DynaBrite® Hand Pads can be utilized for a wide variety of applications. Excellent for cleaning and finishing on machinery and tools. Also cleaning of solid surfaces and natural stone work pieces. Ideal for graining, denibbing, defuzzing, and rust removal on a variety of materials. May be used by hand, or attached to an in-line or jitterbug-type sander. Abrasive material is fine grade aluminum oxide (maroon color).



Dimensions (W x L)	Order Number	Package Quantity
6" x 9"	79448	1 Box / 20 Pads
6" x 9"	79447	3 Boxes / 60 Pads
6" x 9"	79449	144 Boxes / 2,880 Pads



## DynaCut Aluminum Oxide Coated Abrasives

The most common mineral for general purpose applications. Ideal for finishing of carbon fiber, wood, metal and fiberglass. Vacuum abrasives allow source capture of dust, debris and contaminants.



DynaBrite®

			ALUMINUM OXIDE COATED ABRASIVES							Package Quantity
Abrasive Shape	Attachment Type	Vacuum Type (No. of Holes)	80 Grit	120 Grit	150 Grit	180 Grit	220 Grit	320 Grit	400 Grit	
Tear-Drop	PSA	Non-Vacuum	93993	93994	93995	93996	93998	93999	94000	50
Tear-Drop	PSA	Vacuum (6)	93690	93691	93692	93693	93694	93695	93697	50
Tear-Drop	Hook	Non-Vacuum	93953	93954	93955	93956	93957	93958	93959	50
Tear-Drop	Hook	Vacuum (6)	93678	93679	93680	93681	93698	93699	93701	50
Triangular	PSA	Non-Vacuum	93983	93984	93985	93986	93987	93988	93989	50
Triangular	PSA	Vacuum (6)	93639	93640	93641	93642	93643	93644	93645	50
Triangular	Hook	Vacuum (6)	93652	93653	93654	93655	93656	93657	93659	50
Triangular	Hook	Non-Vacuum	93913	93914	93915	93916	93927	93928	93929	50



## DynaBrite® Surface Conditioning (NWN) Abrasives

Tough reinforced non-woven nylon impregnated with abrasive grain and resin. Ideal for light to heavy-duty cleaning, plus deburring, finishing, blending and polishing.



			SURFACE CONDITIONING (NWN)				Package Quantity
Abrasive Shape	Attachment Type	Vacuum Type	Coarse (Brown)	Medium (Maroon)	Very Fine (Blue)	Super Fine (Gray)	
Tear-Drop	Hook	Non-Vacuum	93970	93971	93972	93973	10
Triangular	Hook	Non-Vacuum	93930	93931	93932	93933	10

## DynaCut Aluminum Oxide Raised Panel Strips

For use on Dynabrade 57906 Raised Panel Sander. Ideal for fine sanding and polishing.



		ALUMINUM OXIDE COATED ABRASIVES							Package Quantity
Dimensions (W x L)	Attachment Type	80 Grit	100 Grit	120 Grit	150 Grit	180 Grit	220 Grit	320 Grit	
7/8" x 4-1/2"	Hook	93663	93664	93670	93671	93672	93673	93677	50
1-3/8" x 4-1/2"	Hook	94001	94002	94003	94004	94005	94006	94007	10

## DynaBrite® Surface Conditioning (NWN) Raised Panel Strips

For use on Dynabrade 57906 Raised Panel Sander. Ideal for light deburring and scouring. Also used for rust and scale removal, sanding, polishing, and blending machine tool marks.



		SURFACE CONDITIONING (NWN)			Package Quantity
Dimensions (W x L)		Medium (Maroon)	Very Fine (Blue)	Super Fine (Gray)	
7/8" x 4-1/2"		93674	93675	93676	10
1-3/8" x 4-1/2"		94008	94009	94010	10

## DynaCut Locking-Type Abrasive Discs

For grinding and blending welds, heavy metal removal, light deburring and finishing.

**Z/A = DynaCut Zirconia Alumina**

**PCER = DynaCut Premium Ceramic**

**CER = DynaCut Ceramic**

**A/O = Aluminum Oxide**

Diameter (Inches)	Vacuum Type (No. of Holes)	Disc Type	36 Grit	50 Grit	60 Grit	80 Grit	120 Grit	Package Quantity
2	Non-Vacuum	A/O	78190	78191	78192	78193	78194	25
2	Non-Vacuum	Z/A	78098	78099	78100	78101	78102	25
2	Non-Vacuum	PCER	78103	78111	78112	78113	78114	25
2	Non-Vacuum	CER	92025	92084	92027	92028	92029	25
3	Non-Vacuum	A/O	78195	78196	78197	78198	78199	25
3	Non-Vacuum	Z/A	•	•	78104	78105	78106	25
3	Vacuum (5)	Z/A	92041	92042	•	92043	•	25
3	Non-Vacuum	PCER	93092	93093	93094	93095	93096	25
3	Non-Vacuum	CER	92086	92087	92031	92032	92033	25
4	Non-Vacuum	Z/A	78108	•	78109	78110	78129	25



## DynaCut Locking-Type Flap Discs

Zirconia Alumina Flap Discs for stock and rust removal, deburring and blending welds; also cleaning and finishing.

Diameter (Inches)	Vacuum Type	40 Grit	60 Grit	80 Grit	120 Grit	Package Quantity
2	Non-Vacuum	90970	90971	90972	90973	10
3	Non-Vacuum	90924	90925	90926	90927	10



## Unitized Locking-Type Discs

Made from layers of compressed non-woven nylon material. 2S F is Silicon Carbide impregnated; 2A M and 6A M are Aluminum Oxide impregnated. For deburring, cleaning, blending and polishing of metals, plastics and composites.

Diameter (Inches)	Maximum RPM	2S F (Soft)	2A M (Medium)	6A M (Hard)	Package Quantity
2	22,100	78290	78291	78292	10
3	15,100	78293	78294	78295	10



ABRASIVEDGE

## DynaBrite® Locking-Type Discs

Surface conditioning (NWN) discs for light to heavy-duty cleaning, also deburring, blending, finishing and polishing.

Diameter (Inches)	SE Coarse (Brown)	Coarse (Brown)	Medium (Maroon)	Very Fine (Blue)	Super Fine (Gray)	Package Quantity
2	•	78123	78122	78121	78120	25
3	•	78128	78127	78126	78125	25
4	78130	78131	78132	•	•	25

• Call for availability and pricing.





# DynaCut Fiber Discs

For general material removal, grinding and blending welds, heavy deburring and finishing.

**A/O = DynaCut Aluminum Oxide      CER = DynaCut Ceramic**

Diameter (Inches)	Disc Type	Disc Brand	Center Hole	Maximum RPM	36 Grit	50 Grit	60 Grit	80 Grit	Package Quantity
4-1/2	A/O	DynaCut	7/8"	13,000	79311	79312	79313	79314	25
4-1/2	CER	DynaCut Ceramic	7/8"	13,000	79325	79326	79327	79328	25
5	A/O	DynaCut	7/8"	12,000	79315	79316	79317	79318	25
5	CER	DynaCut Ceramic	7/8"	12,000	79333	79334	79335	79336	25
7	A/O	DynaCut	7/8"	8,500	79319	79330	79331	79332	25
7	CER	DynaCut Ceramic	7/8"	8,500	79337	79338	79339	79340	25



# DynaCut Flap Discs with Fiberglass Backing

For stock removal, deburring, blending, edge-chamfering and rust removal; also general cleaning and finishing.

**Z/A = DynaCut Zirconia Alumina      PCER = DynaCut Premium Ceramic**

Diameter (Inches)	Disc Type	Disc Brand	Center Hole	Type	Maximum RPM	36 Grit	40 Grit	60 Grit	80 Grit	120 Grit	Package Quantity
4-1/2	Z/A	DynaCut	7/8"	Type 27	13,000	77756	77757	77758	77759	77760	10
4-1/2	PCER	DynaCut Premium	7/8"	Type 27	13,000	77761	77762	77763	77764	77765	10
5	Z/A	DynaCut	7/8"	Type 27	12,000	77766	77767	77768	77769	77770	10
5	PCER	DynaCut Premium	7/8"	Type 27	12,000	77771	77772	77773	77774	77775	10



# DynaCut Disc

A non-loading Silicon Carbide disc ideal for rapid material removal. Utilized on fiberglass, plastic and more.


Diameter (Inches)	Disc Type	Disc Brand	Center Hole (Inches)	Maximum RPM	16 Grit	Package Quantity
4-1/2	SC	DynaCut	7/8	13,300	77779	5



# Slotted Center-Hole Fiber Discs

Aluminum Oxide Fiber Discs for use with Dynabrade 61318 DynaLocke Head (50260 Sanding Pad).

Diameter (Inches)	Disc Type	Backing Type	36 Grit	80 Grit	120 Grit	180 Grit	220 Grit	Package Quantity
5	A/O	Fiber	79350	79351	79352	•	•	25
5	A/O	Cloth	•	•	79353	79354	79355	25



# DynaStrip Discs

Coarse abrasive made of thick strong synthetic fibers, with smear-resistant adhesive. Discs with stiff **Fiberglass Backing** (7/8" center hole) are used on angle grinders for heavy scrubbing, cleaning welds, removal of paint, coatings, scale and oxidation. Discs with **no backing** (1/2" center hole) are used for cleaning weld beads without removing material; also satin finishing and removal of scale or oxidation.

Diameter (Inches)	Disc Backing	Center Hole (Inches)	Type	Maximum RPM	Coarse	Extra Coarse	Package Quantity
4-1/2	Fiberglass	7/8	Type 27	11,000	•	78377	1
4	None	1/2	Wheel	6,000	78141	•	1
5	None	1/2	Wheel	4,800	78142	•	1
6	None	1/2	Wheel	4,000	78143	•	1



• Call for availability and pricing.

## Dynabrade Type 41 Reinforced Cut-Off Wheels

Used for a variety of applications, such as cutting sheet metal, pipe, drill bits, steel bar, tubing and metallurgical sectioning. Utilized in foundry/forge shops for gate/riser removal and cutting forgings. Also used for metal plate dimensioning and concrete/masonry work.

Z/A = DynaCut Zirconia Alumina

A/O = DynaCut Aluminum Oxide

Wheel Diameter	Wheel Description	Wheel Thickness	Center Hole	Maximum RPM	Part Number	Package Quantity
3"	Z/A	.035"	3/8"	25,400	79356	10
3"	A/O	.035"	3/8"	25,400	79357	10
4"	Z/A	.035"	3/8"	19,100	79388	10
4"	A/O	.035"	3/8"	19,100	79389	10



## Dynabrade Type 27 Depressed Center Wheels

Used for weld grinding and all metal fabrication applications.

Wheel Diameter	Wheel Description	Center Hole	Maximum RPM	Part Number	Package Quantity
2"	A/O	3/8"	27,120	90999	10
4-1/2"	Z/A	7/8"	13,500	79390	10
4-1/2"	A/O	7/8"	13,500	79391	10
5"	Z/A	7/8"	13,500	79392	10
5"	A/O	7/8"	13,500	79393	10



## Dynabrade Type 1 Wheels

Ideal for cleaning castings, smoothing seam welds and rough beveling. Used in foundries, welding shops, steel mills and shipyards.

Wheel Diameter	Wheel Description	Wheel Thickness	Center Hole	Maximum RPM	Part Number	Package Quantity
3"	Type 01 Straight	1/2"	3/8"	18,080	79394	10
4"	Type 01 Straight	1/4"	3/8"	15,280	79395	10



ABRASIVEDGE

**HIGHEST  
QUALITY!**

**FASTEST  
SHIPPING!**



**FREE ON-SITE  
DEMOS!**

**BEST  
SERVICE!**

**Discover The Dynabrade Difference!**

## DynaCut Aluminum Oxide Flap Wheels

The most common mineral for general purpose applications. Ideal for finishing, light deburring, cleaning, or preparation for further treatments (such as chrome-plating, nickel-plating and painting). Can be utilized in small or hard-to-reach areas such as internal surfaces of pipes, cylinders, parts or irregular shapes.



### ALUMINUM OXIDE COATED ABRASIVES

Wheel Diameter	Wheel Width	Shaft Diameter	Maximum RPM	40 Grit	60 Grit	80 Grit	120 Grit	180 Grit	Package Quantity
1"	1"	1/4"	30,000	78307	78300	78301	78302	78308	10
1-1/2"	1"	1/4"	25,000	78303	78304	78305	78306	78309	10
2"	1"	1/4"	25,000	78314	78401	78323	78403	78324	10
3"	1"	1/4"	20,000	78339	78410	78375	78412	78413	10

## DynaCut Aluminum Oxide Flap Wheels with Flanges

The most common mineral for general purpose applications. Wheels are used for finishing flat, concave and convex surfaces. Also ideal for grinding internal and outer surfaces of tanks, containers and pipes. More applications include finishing parts and irregular shapes, such as handles, taps and molded parts; also used for removing and cleaning weld seams.



### ALUMINUM OXIDE COATED ABRASIVES

Wheel Diameter	Wheel Thickness	Center Hole	Maximum RPM	40 Grit	60 Grit	80 Grit	120 Grit	Package Quantity
4"	4"	3/4"	6,800	78376	•	90851	•	1
6"	1"	1"	5,700	78379	78310	78311	78312	1
6"	1-1/2"	1"	5,700	78383	•	78313	•	1
6"	2"	1"	5,700	78384	•	•	•	1

## DynaCut Aluminum Oxide Interleaf Wheels

The most common mineral for general purpose applications. Ideal for light deburring and cleaning of irregular parts and inside pipe diameters. Also for removing scale and marks made by previous operations.



### ALUMINUM OXIDE COATED ABRASIVES

Wheel Diameter	Wheel Width	Shaft Diameter	Maximum RPM	60/M	120/F	180/F	Package Quantity
2"	1"	1/4"	13,700	78325	78326	78327	10
3"	1"	1/4"	8,600	78328	78329	78330	10

## DynaBrite® Surface Conditioning Flap Wheels

Non-woven nylon wheels ideal for imparting hairline finishes on stainless steel and aluminum. Also utilized for removal of handling marks.



### SURFACE CONDITIONING (NWN)

Wheel Diameter	Wheel Width	Wheel Attachment	Maximum RPM	Coarse	Medium	Package Quantity
4-1/4"	2"	5/8"-11	5,000	79398	79399	1
4-1/4"	4"	5/8"-11	5,000	79396	79397	1

• Call for availability and pricing.



# DynaBrite® Convolute Wheels

**Silicon Carbide (S/C)** Convolute Wheels connect to standard Bench Grinders for a wide range of deburring and finishing applications. They are utilized on stainless steel, aluminum, titanium, carbon steel, plastic, composites, alloys and more.

**Aluminum Oxide (A/O)** Wheels are used for specific metal finishing applications, to achieve distinct finishes such as satin, cosmetic, brushed or antique.



## DynaBrite® Silicon Carbide (S/C) Wheels

Diameter x Width x Center Hole	Maximum Operating Speed	Abrasive Grade	Wheel Description	Part Number	Package Quantity
6" x 1/2" x 1"	6,000 RPM	7S Fine	DynaBrite® Deburring	78349	2
6" x 1/2" x 1"	6,000 RPM	8A Medium	DynaBrite® Deburring	78350	2
6" x 1/2" x 1"	6,000 RPM	8S Fine	DynaBrite® Deburring	78351	2
6" x 1/2" x 1"	6,000 RPM	9S Fine	DynaBrite® Deburring	78352	2
6" x 1" x 1"	6,000 RPM	7S Fine	DynaBrite® Deburring	78353	2
6" x 1" x 1"	6,000 RPM	8A Medium	DynaBrite® Deburring	78354	2
6" x 1" x 1"	6,000 RPM	8S Fine	DynaBrite® Deburring	78355	2
6" x 1" x 1"	6,000 RPM	9S Fine	DynaBrite® Deburring	78356	2
8" x 1/2" x 3"	4,500 RPM	7S Fine	DynaBrite® Deburring	78357	2
8" x 1/2" x 3"	4,500 RPM	8A Medium	DynaBrite® Deburring	78358	2
8" x 1/2" x 3"	4,500 RPM	8S Fine	DynaBrite® Deburring	78359	2
8" x 1/2" x 3"	4,500 RPM	9S Fine	DynaBrite® Deburring	78360	2
8" x 1" x 3"	4,500 RPM	7S Fine	DynaBrite® Deburring	78361	2
8" x 1" x 3"	4,500 RPM	8A Medium	DynaBrite® Deburring	78362	2
8" x 1" x 3"	4,500 RPM	8S Fine	DynaBrite® Deburring	78363	2
8" x 1" x 3"	4,500 RPM	9S Fine	DynaBrite® Deburring	78364	2
8" x 2" x 3"	4,500 RPM	7S Fine	DynaBrite® Deburring	78365	1
8" x 2" x 3"	4,500 RPM	8A Medium	DynaBrite® Deburring	78366	1
8" x 2" x 3"	4,500 RPM	8S Fine	DynaBrite® Deburring	78367	1
8" x 2" x 3"	4,500 RPM	9S Fine	DynaBrite® Deburring	78368	1
6" x 1/2" x 1"	6,000 RPM	8S Fine	DynaBrite® Deburring Type "R"	78369	2
6" x 1" x 1"	6,000 RPM	8S Fine	DynaBrite® Deburring Type "R"	78370	2
8" x 1/2" x 3"	4,500 RPM	8S Fine	DynaBrite® Deburring Type "R"	78371	2
8" x 1" x 3"	4,500 RPM	8S Fine	DynaBrite® Deburring Type "R"	78372	2
8" x 2" x 3"	4,500 RPM	8S Fine	DynaBrite® Deburring Type "R"	78373	1
6" x 1" x 1"	6,000 RPM	2S Coarse	DynaBrite® Multi-Finish	78374	2
6" x 1" x 1"	6,000 RPM	2S Medium	DynaBrite® Multi-Finish	78137	2
6" x 2" x 1"	6,000 RPM	2S Coarse	DynaBrite® Multi-Finish	78390	1
6" x 2" x 1"	6,000 RPM	2S Medium	DynaBrite® Multi-Finish	78136	1
8" x 1" x 3"	4,500 RPM	2S Coarse	DynaBrite® Multi-Finish	78391	2
8" x 1" x 3"	4,500 RPM	2S Medium	DynaBrite® Multi-Finish	78392	2
8" x 2" x 3"	4,500 RPM	2S Coarse	DynaBrite® Multi-Finish	78393	1
8" x 2" x 3"	4,500 RPM	2S Medium	DynaBrite® Multi-Finish	78394	1

## DynaBrite® Aluminum Oxide (A/O) Wheels

Diameter x Width x Center Hole	Maximum Operating Speed	Abrasive Grade	Wheel Description	Part Number	Package Quantity
6" x 1" x 1"	6,000 RPM	5A Medium	DynaBrite® Metal Finish	78395	2
6" x 2" x 1"	6,000 RPM	5A Medium	DynaBrite® Metal Finish	78396	1
8" x 1" x 3"	4,500 RPM	5A Medium	DynaBrite® Metal Finish	78397	2
8" x 2" x 3"	4,500 RPM	5A Medium	DynaBrite® Metal Finish	78398	1

# Sanding Stars

## DynaCut Aluminum Oxide Coated Abrasive Sanding Stars

The most common mineral for general purpose applications. Sanding Stars are utilized for denibbing and sanding on whitewood raised panels, plus blending and scuffing sealer coatings on flat or contoured surfaces. Also used for metal deburring and polishing, plus cleaning inside diameter of pipe.

### Arbor-Mount Sanding Stars

		ALUMINUM OXIDE COATED ABRASIVES							Package Quantity
Star Diameter	Center Hole	80 Grit	120 Grit	150 Grit	180 Grit	220 Grit	320 Grit	400 Grit	
4"	1/2"	93392	93393	93394	93395	93396	93397	93398	10
8"	1"	93243	93245	93246	93247	93248	93251	93252	1



### Spindle-Mount Sanding Stars

		ALUMINUM OXIDE COATED ABRASIVES							Package Quantity
Star Diameter	Shaft Diameter	80 Grit	120 Grit	150 Grit	180 Grit	220 Grit	320 Grit	400 Grit	
4"	1/4"	93166	93167	93168	93169	93171	93172	93173	1 Spindle



NOTE: Each spindle consists of four (4) abrasive sanding stars.

### Eyelet Sanding Stars

ALUMINUM OXIDE COATED ABRASIVES										STAR MANDREL	
Star Diameter	Female Thread	80 Grit	120 Grit	150 Grit	180 Grit	220 Grit	320 Grit	400 Grit	Package Quantity	3" Length	7" Length
3/4"	3-48	93579	93580	93581	93582	93583	•	•	10	93534	93533
1"	3-48	93586	93587	93588	93589	93590	•	•	10	93534	93533
1-1/2"	8-32	93541	93542	93543	93544	93545	93546	93547	10	93548	93532
2"	1/4"-20	93551	93552	93553	93554	93555	93556	93557	10	93550	93531
3"	1/4"-20	93558	93559	93560	93561	93562	93563	93564	10	93550	93531
4"	1/4"-20	93565	93566	93567	93568	93569	•	•	10	93550	93531

• Call for availability and pricing.



## Dress the abrasive tips

### Break the Stiffness

Sanding stars are initially rigid, which can result in scarring of the workpiece if used prior to dressing. For optimal results, first mount the sanding stars to the tool and "dress" the abrasive by running it along a stainless steel dressing plate or piece of hardwood. Dressing breaks the stiffness by flexing the abrasive tips, resulting in a more consistent finish.



Lightweight Dyninger with Spindle-Mount Sanding Stars.

## Abrasive Bands

### DynaCut Zirconia Alumina (Z/A) Coated Abrasives

Versatile, high-performance mineral that is sharp, hard and tough. Bands are used for grinding and deburring, heavy stock removal, blending, dimensioning and shaping.

### DynaBrite® Surface Conditioning (NWN) Bands

Tough reinforced non-woven nylon impregnated with abrasive grain and resin. Bands are used for light and heavy-duty cleaning, deburring, blending, polishing and finishing.



Band Diameter	Band Width	ZIRCONIA ALUMINA COATED ABRASIVES				NON-WOVEN NYLON		Package Quantity
		36 Grit	60 Grit	80 Grit	120 Grit	Coarse (Brown)	Medium (Maroon)	
1"	1"	92012	92013	91069	91072	90810	90760	10
1"	1-1/2"	92014	92018	91070	91073	90811	90761	10
1"	2"	92019	92020	91071	91074	90812	90762	10
1-1/2"	1"	92024	92026	91078	91081	90813	90763	10
1-1/2"	1-1/2"	92030	92034	91079	91082	90814	90764	10
1-1/2"	2"	92037	92038	91080	91083	90815	90765	10
2"	1"	92039	92044	91087	91090	90816	90766	10
2"	1-1/2"	92045	92048	91088	91091	90817	90767	10
2"	2"	92051	92061	91089	91092	90818	90768	10
3"	1"	90700	90712	90724	90736	90748	90754	10
3"	2"	90701	90713	90725	90737	90749	90755	10
3"	3"	90709	90719	90731	90743	90820	90770	10
5"	1"	90704	90716	90728	90740	90752	90758	10
5"	1-1/2"	90722	90723	90735	90747	90824	90774	10
5"	2"	90705	90717	90729	90741	90753	90759	10
5"	3"	90707	90706	90708	90710	90825	90775	10

ABRASIVEDGE



Dynabrade Dynastraight® and Die Grinder models powering Abrasive Bands.



## DynaCut PSA Rolls

**Aluminum Oxide** Rolls are ideal for light deburring and scouring. Also used for rust and scale removal, blending machine tool marks, plus fine sanding and polishing.

Roll Width	80 Grit	100 Grit	120 Grit	150 Grit	180 Grit	Yards Per Roll	Package Quantity
2-3/4"	79300	•	•	•	•	25	1
2-3/4"	•	79301	79302	•	•	30	1
2-3/4"	•	•	•	79303	79304	45	1
3-2/3"	79306	•	•	•	•	25	1
3-2/3"	•	79307	79308	•	•	30	1
3-2/3"	•	•	•	79309	•	45	1
3-2/3"	•	•	•	•	79310	50	1



## DynaCut PSA Strips

Utilized on 57930 Dynafine® Finger Sander, for sanding and defuzzing in tight areas.

Strip Length	Strip Width	80 Grit	120 Grit	180 Grit	240 Grit	Package Quantity
2"	3/8"	•	93940	93941	93942	20
2"	3/4"	•	93943	93944	93945	20
6"	1/4"	•	90960	90967	•	10
6"	1/2"	90955	•	90957	•	10



- Call for availability and pricing.

ABRASIVEDGE



# Discover The Dynabrade Difference!



- Factory Salesmen Throughout the USA
- Same-Day Shipping
- No-Obligation Demonstrations
- Easy to do Business with



## For More Information, Visit [Dynabrade.com](http://Dynabrade.com)

# Dynabrade Microfinishing Rolls

For use on **Dynabrade SuperFinisher** to achieve predictable, consistent and repeatable finishes on a variety of materials.

**Microfinishing Film Rolls** consist of electrostatically oriented abrasive for an aggressive cut.

**Lapping Film Rolls** consist of randomly oriented abrasive for a finer finish.



## Diamond Microfinishing Film Rolls

Roll Length	Roll Width	60 Micron	40 Micron	30 Micron	20 Micron	Package Quantity
50'	1"	92728	92729	92730	92731	1
50'	2"	92744	92745	92746	92747	1
50'	3"	92760	92761	92762	92763	1
50'	4"	92776	92777	92778	92779	1

## Aluminum Oxide Microfinishing Film Rolls

Roll Length	Roll Width	60 Micron	30 Micron	15 Micron	9 Micron	Package Quantity
150'	1"	92720	92721	92722	92723	1
150'	2"	92736	92737	92738	92739	1
150'	3"	92752	92753	92754	92755	1
150'	4"	92768	92769	92770	92771	1

## Diamond Lapping Film Rolls

Roll Length	Roll Width	30 Micron	15 Micron	9 Micron	3 Micron	Package Quantity
50'	1"	92732	92733	92734	92735	1
50'	2"	92748	92749	92750	92751	1
50'	3"	92764	92765	92766	92767	1
50'	4"	92780	92781	92782	92783	1

## Aluminum Oxide Lapping Film Rolls

Roll Length	Roll Width	30 Micron	15 Micron	9 Micron	3 Micron	Package Quantity
150'	1"	92724	92725	92726	92727	1
150'	2"	92740	92741	92742	92743	1
150'	3"	92756	92757	92758	92759	1
150'	4"	92772	92773	92774	92775	1

ABRASIVEDGE

## CLEO® Belts

Used on portable and stationary tools to produce satin to mirror finishes, on surfaces such as brass, aluminum and stainless steel. Also utilized for removing scratches and surface imperfections.

Belt Length	Belt Width	Synthetic White	Lambswool Wool	Package Quantity
15-1/2"	3-1/2"	91498	91499	1
18"	1"	91500	•	1



## CLEO® Polishing Products

Part Number	Product Color	Package Quantity
78231	Gray	1
78232	White	1
78233	Christmas Green	1
78234	Brown	1
78235	Mint Green	1
78236	Red Rouge	1
78237*	Blue	1



### Products for use on Stainless Steel

Begin with 78231 (Gray), followed by 78232 (White), finish with 78233 (Christmas Green)



### Products for use on Aluminum

Begin with 78234 (Brown), followed by 78235 (Mint Green), finish with 78233 (Christmas Green)



### Products for use on Brass

Begin with 78234 (Brown), followed by 78235 (Mint Green), finish with 78236 (Red Rouge)

\*For use on plastics only.

## CLEO® Locking-Type Polishing Discs

For polishing stainless steel, aluminum and brass. Mirror finish can be achieved by pairing Dynabrade tools with CLEO polishing discs and compounds.

Diameter (inches)	White	Wool	Package Quantity
2"	91496	91497	10
3"	91502	91503	10



• Call for availability and pricing.

CLEO is a registered trademark of Buff Polish & Grind Industrial Supply Co., Inc.



## Standard Twist Knot Wire Wheels

Knot construction provides aggressive, high-impact action for heavy-duty applications. Remove rust, scale, weld spatter and oxidation.

Diameter (Inches)	Wire Size	Arbor Hole	No. of Knots	Face Width	Trim Length	Thickness	Max RPM	Steel	Stainless Steel	Package Quantity
4	.014	5/8"-11 UNC	24	1/2"	7/8"	7/16"	20,000	78800	78801	1
4	.020	3/8"-24 UNF	24	1/2"	7/8"	7/16"	20,000	78804	78882	1
4	.020	5/8"-11 UNC	24	1/2"	7/8"	7/16"	20,000	78805	78883	1



## Roughneck Stringer Bead Twist Wheels

For cleaning surfaces prior to welding, removing weld scale, spatter or corrosion. Each knot has exactly the same wire count, ensuring perfect balance and minimizing vibration.

Diameter (Inches)	Wire Size	Arbor Hole	No. of Knots	Face Width	Trim Length	Thickness	Max RPM	Steel	Stainless Steel	Package Quantity
4	.020	3/8"-24 UNF	32	3/16"	7/8"	7/16"	20,000	78808	78884	1
4	.020	5/8"-11 UNC	32	3/16"	7/8"	7/16"	20,000	78809	78810	1



## Knot Wire Cup Brushes

For heavy-duty cleaning of large surfaces, removal of weld scale and corrosion.

Diameter (Inches)	Wire Size	Arbor Hole	Trim Length	Max RPM	Steel	Stainless Steel	Package Quantity
2-3/4	.014	3/8"-24 UNF	1"	14,000	78818	78885	1
2-3/4	.014	5/8"-11 UNC	1"	14,000	78819	78886	1
2-3/4	.020	5/8"-11 UNC	1"	14,000	78822	78823	1



ABRASIVEDGE

## Crimped Wire Cup Brushes

For light to medium cleaning of large surfaces, removal of rust and paint. Also for roughening of surfaces and deburring.

Diameter (Inches)	Wire Size	Arbor Hole	Trim Length	Max RPM	Steel	Package Quantity
3	.014	3/8"-24 UNF	1"	14,000	78813	1
3	.014	5/8"-11 UNC	1"	14,000	78814	1



• Call for availability and pricing.

## Crimped Wire End Brushes - Solid End

For light duty, general purpose applications. Clean and finish recessed areas or inside diameters.  
Also for cleaning and polishing dies, molds and tools, plus removing rubber/plastic flash, rust and paint.

Diameter (Inches)	Wire Size	Stem Diameter	Trim Length	Max RPM	Steel	Stainless Steel	Package Quantity
1/2	.006	1/4"	7/8"	25,000	78824	78825	1
1/2	.014	1/4"	7/8"	25,000	78826	78827	1
1/2	.020	1/4"	7/8"	25,000	78828	•	1
3/4	.006	1/4"	7/8"	22,000	78829	78830	1
3/4	.014	1/4"	7/8"	22,000	78831	78832	1
3/4	.020	1/4"	7/8"	22,000	78833	•	1
1	.006	1/4"	1"	22,000	78834	78835	1
1	.014	1/4"	1"	22,000	78836	78837	1
1	.020	1/4"	1-1/8"	22,000	78838	•	1



## Controlled Flare End Brushes

Offers increased durability when cleaning right angles, corners and fillet welds.  
Also for removing weld spatter, flash and scale.

Diameter (Inches)	Wire Size	Stem Diameter	Trim Length	Max RPM	Steel	Stainless Steel	Package Quantity
1/2	.0104	1/4"	7/8"	25,000	78839	78840	1
1/2	.014	1/4"	7/8"	25,000	78841	78842	1
1/2	.020	1/4"	7/8"	25,000	78843	•	1
3/4	.0104	1/4"	7/8"	22,000	78844	78845	1
3/4	.014	1/4"	7/8"	22,000	78846	•	1
3/4	.020	1/4"	7/8"	22,000	78847	•	1
1	.0104	1/4"	1"	22,000	78848	78849	1
1	.014	1/4"	1"	22,000	78850	•	1
1	.020	1/4"	1-1/8"	22,000	78851	•	1



## Knot Wire End Brushes - Hollow End

Knot construction provides aggressive high-impact action for severe applications.  
Remove scale and slag, clean pipe inside diameters, carbon and welds.

Diameter (Inches)	Wire Size	Stem Diameter	Trim Length	Max RPM	Steel	Stainless Steel	Package Quantity
3/4	.014	1/4"	7/8"	22,000	78852	78853	1
3/4	.020	1/4"	7/8"	22,000	78854	•	1
1	.014	1/4"	7/8"	22,000	78855	78856	1
1	.020	1/4"	7/8"	22,000	78857	78858	1

• Call for availability and pricing.



## Crimped Wire Radial Wheel Brushes

Offers shorter trim length for more aggressive brushing action.  
Ideal for hard-to-reach areas.

Diameter (Inches)	Wire Size	Stem Diameter	Trim Length	Max RPM	Steel	Stainless Steel	Package Quantity
1-1/2	.006	1/4"	3/8"	20,000	78859	•	1
2	.006	1/4"	7/16"	20,000	78860	•	1
2	.0118	1/4"	7/16"	20,000	78861	•	1
2-1/2	.008	1/4"	9/16"	20,000	78862	•	1
2-1/2	.0118	1/4"	9/16"	20,000	78863	•	1
3	.008	1/4"	13/16"	20,000	78864	•	1
3	.0118	1/4"	13/16"	20,000	78865	•	1
3	.014	1/4"	13/16"	20,000	•	78866	1



## Concave Brushes

For cleaning and deburring by hand, or on a drill press.  
Concave brush shape is efficient for use within corners.

Diameter (Inches)	Wire Size	Stem Diameter	Trim Length	Max RPM	Steel	Stainless Steel	Package Quantity
1-1/2	.006	1/4"	3/8"	20,000	•	78867	1
1-1/2	.0118	1/4"	3/8"	20,000	78868	•	1
2	.008	1/4"	1/2"	20,000	78869	•	1
2	.014	1/4"	1/2"	20,000	78870	78871	1
2-1/2	.014	1/4"	5/8"	20,000	78872	•	1
3	.006	1/4"	15/16"	20,000	•	78873	1
3	.014	1/4"	15/16"	20,000	78874	78875	1



ABRASIVEDGE

## Knot Wire Wheels

Knot construction provides aggressive high-impact action for severe applications.

Diameter (Inches)	Wire Size	Stem Diameter	Face Length	Trim Length	Max RPM	Steel	Stainless Steel	Package Quantity
3-1/4	.0118	1/4"	3/8"	5/8"	25,000	78876	•	1
3-1/4	.014	1/4"	3/8"	5/8"	25,000	78877	78878	1
3-1/4	.020	1/4"	3/8"	5/8"	25,000	78879	•	1
4	.014	1/4"	1/2"	7/8"	20,000	78880	•	1
4	.020	1/4"	1/2"	7/8"	20,000	78881	•	1



- Call for availability and pricing.






# Bi-Metal Reciprocating Saw Blades

Shatter-resistant Bi-Metal Saw Blades have greater durability and flexibility than single metal blades.

**Blades with 6 teeth per inch:** Used for demolition work in nail-embedded wood; also for fast cutting of composites.

**Blades with 10 teeth per inch:** Used for demolition work in nail-embedded wood; also on pipe, stainless steel, carbon steel up to 1/4" thick.

**Blades with 18 teeth per inch:** Used on pipe, stainless steel, carbon steel up to 3/16" thick.







Blade Part No.	Length x Width	Blade Thickness	Shaft Width	Teeth Per Inch	Package Quantity
 90934	6" x Taper	0.05"	1/2"	6	1
 90937	6" x 3/4"	0.035"	1/2"	18	1
 90939	6" x 3/4"	0.035"	1/2"	10	1



# Reciprocating Files






For precision finishing on delicate parts and delicate substrates. Also used for deburring and detail work.

## Double Cut Swiss Pattern Files, 3-1/2" to 4" in Length

File Shape	File Part No.	Tang	File Type	Package Quantity
 Rectangular 7.5 mm x 1.75 mm	90900	Ø 3 mm	Straight "00" (Very Coarse)	1
	90901	Ø 3 mm	Curved "0" (Coarse)	1
 Square 4 mm x 4 mm	90910	Ø 3 mm	Straight "00" (Very Coarse)	1
	90911	Ø 3 mm	Curved "0" (Coarse)	1
 Three Square 4 mm x 4 mm x 4 mm	90920	Ø 3 mm	Straight "00" (Very Coarse)	1
	90921	Ø 3 mm	Curved "0" (Coarse)	1
 Half Round 5 mm x 2.5 mm	90930	Ø 3 mm	Straight "00" (Very Coarse)	1
	90931	Ø 3 mm	Curved "0" (Coarse)	1
 Crochet 8 mm x 1.5 mm	90940	Ø 3 mm	Straight "00" (Very Coarse)	1
	90941	Ø 3 mm	Curved "0" (Coarse)	1
 Round Ø 4 mm	90950	Ø 3 mm	Straight "00" (Very Coarse)	1
	90951	Ø 3 mm	Curved "0" (Coarse)	1



## Files, 6" in Length

File Shape	Part Number	Tang	Cut	Package Quantity
 Rectangular 10 mm x 3 mm	90980	Ø 6 mm	Swiss Pattern Straight Double Cut "00" (Very Coarse)	1
	90985		Swiss Pattern Curved Double Cut "0" (Coarse)	1
 Half Round 10 mm x 4 mm	90981	11 mm x 2.5 mm	Swiss Pattern Straight Double Cut "00" (Very Coarse)	1
	90986		Swiss Pattern Curved Double Cut "0" (Coarse)	1
 Round, Ø 6 mm	90982	Ø 6 mm	Swiss Pattern Straight Double Cut "00" (Very Coarse)	1
 Tapered Round Ø 6 mm x Ø 2.4 mm	90979	Ø 6 mm	Swiss Pattern Straight Single Cut "00" (Very Coarse)	1
 Three Square 8.5 mm x 8.5 mm x 8.5 mm	90983	Ø 6 mm	Swiss Pattern Straight Double Cut "00" (Very Coarse)	1
	90988		Swiss Pattern Curved Double Cut "0" (Coarse)	1
 Square 6 mm x 6 mm	90984	Ø 6 mm	Swiss Pattern Straight Double Cut "00" (Very Coarse)	1
	90989		Swiss Pattern Curved Double Cut "0" (Coarse)	1
 Rectangular 16 mm x 2.8 mm	90905	6 mm x 2.8 mm	Aluminum Type A Flat	1

Ø = Diameter

## Diamond Mounted Cut-Off Wheels

Utilized for fiberglass mold and flash trimming, plus trimming of composite components.

Wheel Diameter	Wheel Part No.	Mandrel Width	Mandrel Length	Wheel Thickness	Diamond Grit Wrap	Maximum RPM	Wheel Type	Package Quantity
3"	93906	3/8"	2-1/4"	3/32"	1/8"	20,000	Continuous Rim	1
3"	93907	3/8"	2-1/4"	3/32"	1/8"	20,000	Side Spoked	1



## Diamond Cut-Off Wheels

Utilized for fiberglass mold and flash trimming, plus trimming of composite components.

- **Continuous Rim:** Used most commonly for fiberglass cutting.
- **Continuous Rim with Side Spoke:** Used for sawing thicker material and curved surfaces, without jamming the wheel and stalling the tool.
- **Gulleted/Slotted:** Used for cutting fiberglass 3/4" thick or more.

Wheel Diameter	Wheel Part No.	Center Hole	Wheel Thickness	Diamond Grit Wrap	Maximum RPM	Wheel Type	Grit	Package Quantity
3"	93917	3/8"	3/32"	1/8"	20,000	Continuous Rim	40/50	1
3"	93646	3/8"	3/32"	1/8"	20,000	Side Spoked	40/50	1
3"	93658	3/8"	3/32"	1/8"	20,000	Gulleted / Slotted	40/50	1
4-1/2"	94912	3/8"	3/32"	1/8"	20,000	Gulleted / Slotted	40/50	1
5"	93921	3/4"	3/32"	1/8"	15,000	Continuous Rim	40/50	1
5"	93650	3/4"	3/32"	1/8"	15,000	Side Spoked	40/50	1
5"	93662	3/4"	3/32"	1/8"	15,000	Gulleted / Slotted	40/50	1



## Dynascaler Flaps and Hub

For use with Dynabrade Dynascaler Surface Preparation Tool. Excellent for flat areas and large vertical surfaces, including beams, girders, and tank shells; near walls or within confined surfaces. Also for removing paint, corrosion, oxide and mill scale.

### Flaps (Type C)

Flap Size	Heavy Duty	Package Quantity
2"	39002	6

### Hub

Hub Width	Part Number	Package Quantity
2-1/4"	30330	1



ABRASIVEDGE

## Dynabrade Scribe Points & Chisels

For use with Dynabrade DynaPen Tool. Scribe Points are made of high-carbon steel, and are ideal for engraving metal, wood, stone, glass and composites. Chisels are effective for removing parting lines on metal and plastic. Utilized by dental mold-makers, jewelers, artists and in archeology shops.

Part Number	Item Description	Shaft Diameter	Tip Width
90990	Scribe Point	1/8"	•
90991	Scribe Point	3 mm	•
90992	Narrow Chisel	1/8"	1/8"
90993	Narrow Chisel	3 mm	3 mm
90994	Wide Chisel	1/8"	1/4"
90995	Wide Chisel	3 mm	6 mm



# Grit Grading Systems

ABRASIVEDGE

ANSI or CAMI	FEPA (P-Grade)	Micro-Mesh Aluminum Oxide	Micro-Mesh Regular	Micro-Mesh MX	Micron	DynaBrite® Surface Conditioning
•	•	12000 AO	12000	•	•	•
•	•	8000 AO	8000	1200 MX	•	•
•	•	6000 AO	6000	800 MX	•	•
1500	•	4000 AO	4000	600 MX	•	•
1350	•	3600 AO	3600	•	•	•
1200	•	3200 AO	3200	•	•	•
•	P2500	•	•	400 MX	6	•
1000	•	•	•	•	•	Ultra Fine
•	P2000	•	•	360 MX	10	•
•	•	2400 AO	2400	320 MX	•	•
800	P1500	•	•	•	12	•
600	•	1800 AO	1800	•	15	Super Fine
•	P1200	•	•	•	•	•
500	P1000	•	•	•	•	•
•	P800	•	•	240 MX	22	•
400	•	1500 AO	1500		30	•
•	P600	•	•	•	•	•
360	•	800 AO	•	•	•	•
•	P500	•	•	•	•	•
•	P400	•	•	•	35	•
320	•	600 AO	•	180 MX	•	Very Fine
280	P360	•	•	150 MX	40	•
240	•	•	•	•	50	Fine
•	P320	•	•	120 MX	52	•
•	P280	•	•	100 MX	•	•
•	•	•	•	80 MX	•	•
•	P240	•	•	60 MX	•	•
220	P220	•	•	•	60	•
180	P180	300AO	•	•	80	•
150	•	•	•	•	100	Medium
•	P150	•	•	•	110	•
120	•	•	•	•	120	Coarse
•	P120	•	•	•	125	•
100	•	•	•	•	150	Extra Coarse
•	P100	•	•	•	•	•
80	•	•	•	•	180	•
•	P80	•	•	•	•	•
•	P60	•	•	•	•	•
60	•	•	•	•	•	•
•	P50	•	•	•	•	•
50	•	•	•	•	•	•
•	P40	•	•	•	•	•
40	•	•	•	•	•	•
•	P36	•	•	•	•	•
36	•	•	•	•	•	•
•	P30	•	•	•	•	•
30	•	•	•	•	•	•
24	•	•	•	•	•	•
•	P24	•	•	•	•	•

1" = 25.4 mm

1 mm = 0.039370"

1μ = 0.000039"

FEPA = Federation of European Producers of Abrasive Products  
CAMI = Coated Abrasives Manufacturers Institute





# ***PRODUCT & SAFETY INFORMATION***

Safety Comes First.....	296
Safety Guidelines.....	297
Recommended Air System.....	300
Selecting a Compressor .....	301

Maintaining Adequate Air Flow ....	302
Healthy Work Environment.....	303
Performance Assurance .....	304

***DYNABRADE.COM***



**PRODUCT & SAFETY INFORMATION**

# Safety Comes First

## Maximizing Value Through Proper Use and Care

### General Safety Information

- Do not use Dynabrade® Abrasive Power Tools for anything other than their intended application.
- For best performance, use a recommended air line Filter-Regulator-Lubricator to always maintain 90 PSIG (6.2 Bar), unless otherwise stated. Pressure should be checked at the tool inlet while the tool is running.
- Do not expose air tool to inlet pressure above 90 PSIG (6.2 Bar).
- Always use recommended air hose, fittings and couplers and inspect them for wear and damage and replace when necessary.
- On a regular basis, check free speed of power tool with tachometer to ensure proper functionality of tools.
- A tool with unusual sound and/or vibration must not be operated and must be inspected and repaired. Hand/wrist/arm injury may result from repetitive motion or prolonged exposure to vibration.
- A preventative maintenance schedule is recommended to ensure the proper functionality of power tools.
- Never lubricate or clean tools with flammable or volatile liquids.
- Dynabrade® Power Tool labels must be legible at all times. If not, reorder label(s) and replace.
- To prevent injury, always use eye, face, respiration, hearing and body protection while operating, or in areas where abrasive power tools are being operated.
- Be sure that any loose clothing, hair and all jewelry is properly restrained.
- Keep hand and clothing away from working end of the power tool.
- Always work with firm footing, posture and proper lighting.
- Do not apply excessive force on a tool or apply "rough" treatment to the tool.
- Operate power tools with attention to the consistency of the work environment and the tool itself.
- Follow safety procedures posted in work area.
- Make sure that the work area is uncluttered, and visitors are at a safe range from the tools and debris.
- Use a vise or clamping device to hold work piece firmly in place.
- Electric Machines – Make sure proper electrical codes are followed, including safe wiring and proper grounding.

- Never mount non-reinforced grinding wheels on any Dynabrade tool.
- If the speed is higher than the RPM marked on the tool, the tool must be serviced to correct the cause of the over speed condition before use.
- Always use required wheel guards. Never remove a wheel guard that has been specified for the machine. Damaged, bent and severely worn guards must be replaced.
- Improper mounting of grinding wheels is one major cause of grinding wheel failure. Each type of grinding wheel requires a different mounting method, spindle diameter and flange dimension.
- In every case, the Safety Code (ANSI B7.1) should be consulted for proper handling, storage, inspection and mounting information.
- All grinding wheels and mounting accessories should be closely inspected before installation and use.
- Protect accessories from exposure to water, solvents, high humidity, freezing temperatures and extreme temperature changes. Store accessories in protective racks or compartments to prevent damage.
- When using a new grinding wheel, or one that has been out of service for an extended period of time, the operator should start the machine under a steel workbench with proper wheel guard in place. It should be run for at least one minute. If the wheel is defective or improperly mounted, this is the time it will usually fail.
- Proper machine maintenance procedures are one of the most important aspects of safety in the use of abrasive wheels. Particular attention should be placed to those components or parts which can effect the speed (RPM) of a tool, such as governors on air grinders.

### Machine Specifications

Machine specifications are believed to be accurate at time of printing. However, due to design changes, exact specifications of current tools may vary from the listed data.

It is our policy to test and measure our tools in a ready-to-use condition and to state the test results in industry-accepted terms. Dynabrade measures typical production tools using the recommended air hose size, 90 PSIG air line pressure measured at tool inlet, and all muffling and speed control mechanisms. Compromises to these real-use operating conditions can artificially enhance performance measurements.

#### For tool specifications listed in this catalog:

- **HOSE SIZE** denotes the recommended inside diameter of the air hose that should be used with the tool for maximum performance.
- **WEIGHT** includes all the parts required to run the tool except the airline, abrasive, or attachment.
- **RPM** is measured under no-load conditions.
- **HORSEPOWER** is an averaged maximum rating of production tools under ready-to-use conditions.
- Maximum air flow is measured in **STANDARD CUBIC FEET PER MINUTE (SCFM)** and is an averaged maximum rating, recorded at free speed on non-governed tools or at maximum horsepower on governed tools. Dynabrade adheres to this standard of measurement.  
It is usually sufficient to directly compare the SCFM of the tool with the compressor's inlet CFM rating to determine how many tools a particular compressor will run. Depending upon the duty cycle of the tools, a compressor with a storage tank may allow it to run tools with a larger consumption than it's output.
- **SOUND LEVEL** is the sound pressure measurement according to the method outlined in ISO regulation ISO-15744.

### Accessories and Abrasives

- Tool RPM must never exceed accessory RPM rating. Check accessory manufacturer for details on maximum operating speed or special mounting instructions.
- Always disconnect power before changing accessories or making machine adjustments and repairs.
- The aluminum Dynaswivel® air line connector or similar accessories must never be used on percussion tools such as chippers and rammers.
- Do not use damaged, bent or severely worn accessories.
- When using any tool with an abrasive product, follow all safety guidelines of abrasive manufacturers.

### Safe Operating Practices for Grinders and Sanders

- Every person involved in operating, repairing and/or supervising grinding machines or wheels should be familiar with the contents of ANSI B7.1.




# Safety Guidelines

## For Various Abrasive Power Tools

***Safety Booklet included with tool must be read and understood before operating any portable pneumatic tool!***




- This page must be read and understood by operating personnel and safety manager. Protection to operating personnel, as well as adjacent areas, shall be maintained at all times.
- Always comply with: General Industry Safety & Health Regulations ([www.osha.gov](http://www.osha.gov)), EN Standards for Hand Held Non-Electric Power Tools ([www.cen.eu](http://www.cen.eu)), American National Standards Institute ([www.ansi.org](http://www.ansi.org)) and Regional Regulations.
- Additional safety reference materials are available at [www.dynabrade.com](http://www.dynabrade.com).

## Safety Signal Words

 <b>DANGER</b>	Indicates a hazardous situation that, if not avoided, will result in death or serious injury. This signal word is to be limited to the most extreme situations.
 <b>WARNING</b>	Indicates a hazardous situation that, if not avoided, could result in death or serious injury.
 <b>CAUTION</b>	Indicates a hazardous situation that, if not avoided, could result in minor or moderate injury. It may also be used without the safety alert symbol as an alternative to "NOTICE."
<b>NOTICE</b>	Is the preferred signal word to address practices not related to personal injury. The safety alert symbol shall not be used with this signal word. As an alternative to "NOTICE", the word "CAUTION" without the safety alert symbol may be used to indicate a message not related to personal injury.

## Safety Symbols

Dynabrade Inc. safety labels/symbols follow the guidelines outlined in ISO 3864. In order to help users understand the meaning of the safety labels/symbols, the standard allows the reproducing of the figures and captions below. Some colored symbols are reproduced in this document in grayscale. A complete color version may be found at [www.dynabrade.com](http://www.dynabrade.com).

	<b>WARNING</b> A black graphical symbol inside a yellow triangle with a black triangular band defines a safety sign that indicates a hazard.		<b>PROHIBITION</b> A black graphical symbol inside a red circular band with a red diagonal bar defines a safety sign that indicates that an action shall not be taken or shall be stopped.		<b>MANDATORY ACTION</b> A white graphical symbol inside a blue circle defines a safety sign that indicates that an action shall be taken to avoid a hazard.
---	---	---	---	---	--

For consistency Dynabrade Inc. also uses the above symbols and word definitions in collateral material, which includes this Pneumatic Tool Safety Guidelines. For product safety information in Product Manuals, Instructions, and other Collateral Materials, Dynabrade Inc. adheres to ANSI Z535.6-2006.

	<b>Refer to Instruction Manual/Booklet</b>		<b>Fire Hazard</b>		<b>Safety Alert</b>
	<b>Eye Protection Must Be Worn</b>		<b>Explosion Hazard</b>		<b>Air Hose Hazard</b>
	<b>Electric Shock Hazard</b>		<b>Hearing Protection Must Be Worn</b>		<b>Entanglement Hazard</b>
	<b>Vibration Hazard</b>		<b>Respiratory Protection Must Be Worn</b>		



# Safety Guidelines

## For Various Abrasive Power Tools

### PRODUCT & SAFETY INFORMATION

Abrasive Type	Mounting Features					Guard Requirements	Diagram Proper Mounting Procedure
	Abrasive Size	Driving Flange	Blotters	Outer Flange	Additional Safety		
Type 27 Reinforced Depressed Center Wheels, Flap Wheels	Ø3" (75 mm) and Ø4" (100 mm) with 3/8" (10 mm) Center hole	Requires a special support adapter that extends beyond the raised hub and contacts the wheel	Not required	Smaller diameter than the Drive Flange to fit the depressed area of the wheel	-	<ul style="list-style-type: none"> <li>• 180° minimum Operator Protection</li> <li>• Lip Feature</li> <li>• Lip Feature must extend past face of wheel</li> </ul>	
	Alternate flanging for wheels less than or equal to Ø5" (125 mm) with Ø5/8" (16 mm) or Ø7/8" (22 mm) Center hole	A special support adapter may be used or straight unrelieved flange 1/3 of wheel diameter minimum	Not required	1/3 of wheel diameter may be smaller to fit the depressed area of the wheel. Requires centering boss to extend within wheel center hole	-	<ul style="list-style-type: none"> <li>• 180° minimum Operator Protection</li> <li>• Lip Feature</li> <li>• Lip Feature must extend past face of wheel</li> </ul>	
	Greater than Ø5" (125 mm) with 7/8" (22 mm) Center hole	Requires a special support adapter that extends beyond the raised hub and contacts the wheel	Not required	1/3 of wheel diameter may be smaller to fit the depressed area of the wheel. Requires centering boss to extend within wheel center hole	-	<ul style="list-style-type: none"> <li>• 180° minimum Operator Protection</li> <li>• Lip Feature</li> <li>• Lip Feature must extend past face of wheel</li> </ul>	
Type 11 Flaring Cup Wheels	6" (150 mm) maximum	Straight unrelieved flange 1/3 of wheel diameter minimum	Required between flange and wheel	-	Recommend wheel retainer hardware	<ul style="list-style-type: none"> <li>• 180° minimum Operator Protection</li> <li>• Adjustable skirt (shell)</li> <li>• Adjustable skirt to within 1/8" (3 mm) of the wheel face</li> </ul>	
Type 1 Reinforced Straight Wheels	Up to 4" (100 mm) diameter Greater than 1/8" (3 mm) thick	Straight relieved flange 1/3 of wheel diameter minimum	Required on both sides of wheel. Loose blotters must be replaces when mounting a new wheel	Straight relieved flange matching diameter to Driving Flange	Requires retaining Spindle Nut	<ul style="list-style-type: none"> <li>• 180° minimum Operator Protection</li> <li>• Lip Feature</li> <li>• Lip Feature must extend past face of wheel</li> <li>• A guard cover is not required</li> </ul>	
NOTE: Intended for general reference use only.							Always refer to ANSI B7.1, B186.1 and EN 792 for detailed requirements.

# Safety Guidelines

## For Various Abrasive Power Tools

Abrasive Type	Mounting Features					Guard Requirements	Diagram Proper Mounting Procedure
	Abrasive Size	Driving Flange	Blotters	Outer Flange	Additional Safety		
<b>Type 41</b> (formerly Type 1 cut-off) <b>Reinforced Straight Wheels</b>	Up to 4" (100 mm) diameter equal to or less than 1/8" (3 mm) thick	Straight relieved flange 1/4 of wheel diameter minimum	Required on both sides of wheel. Loose blotters must be replaces when mounting a new wheel	Straight relieved flange matching diameter to Drive Flange	—	<ul style="list-style-type: none"> <li>• 180° minimum Operator Protection</li> <li>• Lip Feature</li> <li>• Lip Feature must extend past face of wheel</li> <li>• A guard cover is not required</li> </ul>	
<b>Type 16 - 19</b> <b>Cone or Plug Wheels</b>	Ø1" (25 mm) to Ø3" (75 mm)	Straight unrelieved flange 1/3 of wheel diameter minimum	Required between flange and wheel	—	See safety standards for proper Spindle thread length	<p>Not required where the work offers protection or where the size does not exceed 2" (51 mm)</p>	
<b>Die Grinders</b>	All Mounted Wheels and Burrs	Collet	—	—	Excessive overhang reduces MOS See safety standard tables	Not Required	
<b>Routers</b>	Router Bits Ø3/8" (9.5 mm) mandrel max.	Collet	—	—	Must use Base Plate to control cut	Not Required	
<b>Rotary Sanders</b>	Round abrasive discs Ø9" (230 mm) max.	Backup pad supports abrasive disc	—	Retaining nut secures abrasive disc	Abrasive disc must not exceed 1/4" (6 mm) overhang	Not Required	
<b>NOTE:</b> Intended for general reference use only. Always refer to ANSI B7.1, B186.1 and EN 792 for detailed requirements.							

# Recommended Air System

Pneumatic Power Tools Have Several Advantages over Electric Power Tools

## Pneumatic Power Tools Have Several Advantages over Electric Power Tools

One of the major advantages is durability, however, to make full use of that advantage some important steps must be followed.

### A sufficient supply of compressed air is necessary

The air system must be able to deliver an adequate volume of air and maintain the rated operating pressure at the inlet of the tool.

### Lubrication (oil) through the air supply is important

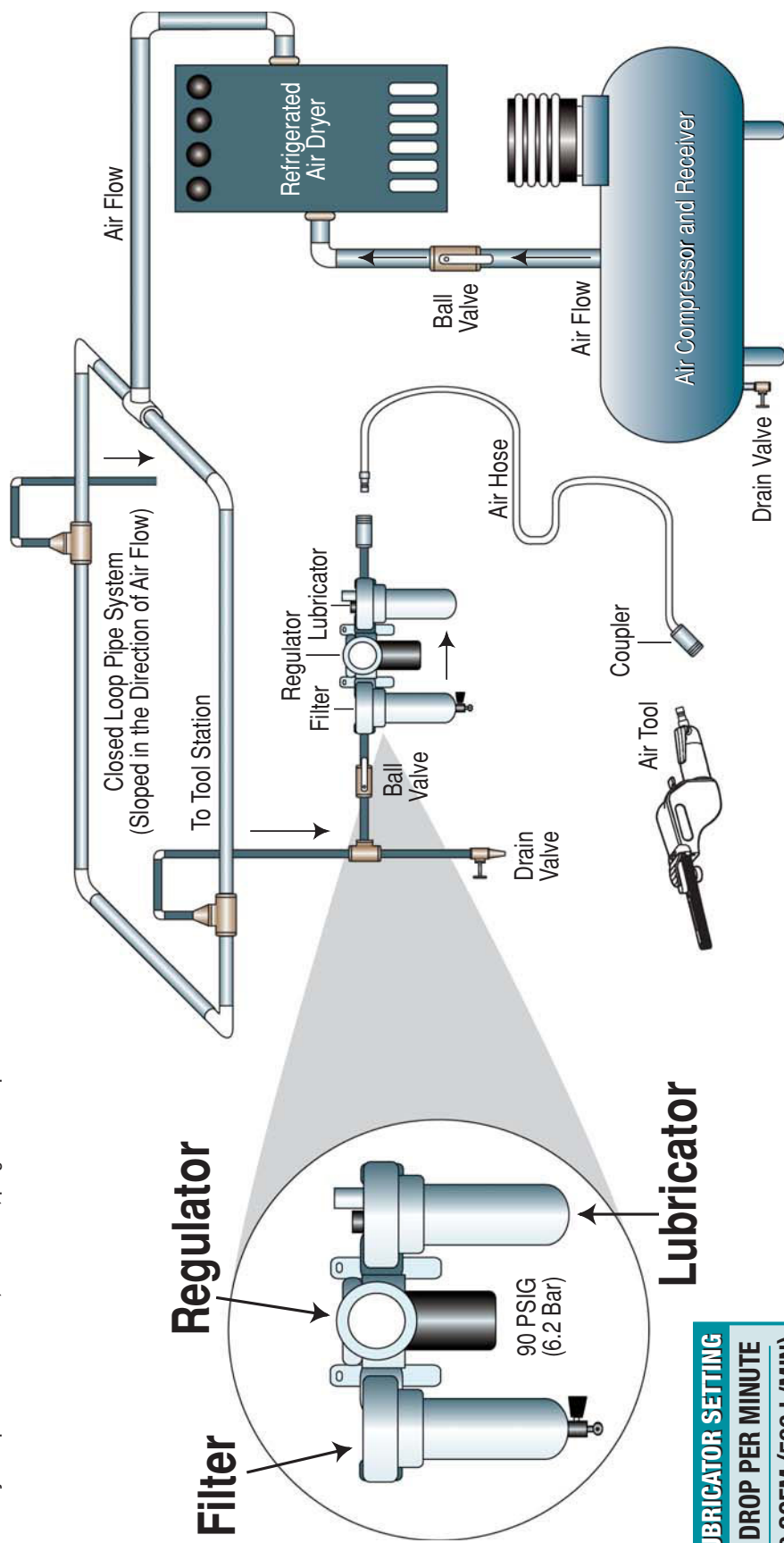
Supplying oil to rotary vane air motors reduces friction and wear of the moving parts and provides protection for steel components.

### The supply of air must be free of contamination

The types of contamination that need to be eliminated are water (condensation produced by the temperature change while compressing the air), rust scale (rust particles produced inside iron pipes), and atmospheric dust, (dust that is pulled into the compressor from the work environment). Also, it is important to keep dust and debris from entering the air motor when the tool is disconnected from the air supply hose. Always keep the tool air inlet, hose ends, plugs and couplers clear of dust.

### Filter-Regulator-Lubricator is Recommended

As an air tool manufacturer, Dynabrade recommends the use of a Filter-Regulator-Lubricator at each tool station. We also encourage the use of correctly sized accessories that will deliver a sufficient supply of air. Some examples of Dynabrade air tool accessories are Dynaswivel® airline connectors, quick disconnect fittings, and in-line blow guns. All of these accessories make for suitable additions to any compressed air system.



#### LUBRICATOR SETTING

1 DROP PER MINUTE

20 SCFM (566 L/MIN)



# Selecting A Compressor

## Guidelines for Matching Proper Compressor to Workplace

### A) Compressor Type *Base on your PSIG (Bar) needs*

**0 to 80 PSIG (5.5 Bar)**– You may only need a single stage compressor.

**80 to 250 PSIG (17.2 Bar)**– You will need a two-stage compressor.

Two-stage compressors are recommended when tool use is continuous.

**Note:** Dynabrade air tools require operating air pressure of 90 PSIG (6.2 Bar).

### B) Air Consumption

Determine the total demand SCFM (L/Min). List the requirements for all equipment, tools and other air consumption variables (both continuous and intermittent air usage demands).

### C) Compressor Horsepower (hp)

Use the determined total demand SCFM (L/Min) and add approximately 20% for system variables.

Add \_\_\_\_\_% for (your) future growth.

If the above total equals less than 100 SCFM (2,832 L/Min) divide this total by 4 to find the compressor hp.

If the total is over 100 SCFM (2,832 L/Min) divide by 5 to find the compressor hp.

**Example:** System requirements = 165 SCFM (4,673 L/Min) @ 100 PSIG (6.9 Bar)

$$165 \div 5 = 33 \text{ hp}$$

Resulting in a suggested compressor size:

**30 hp to 40 hp compressor**

### D) Tank Size

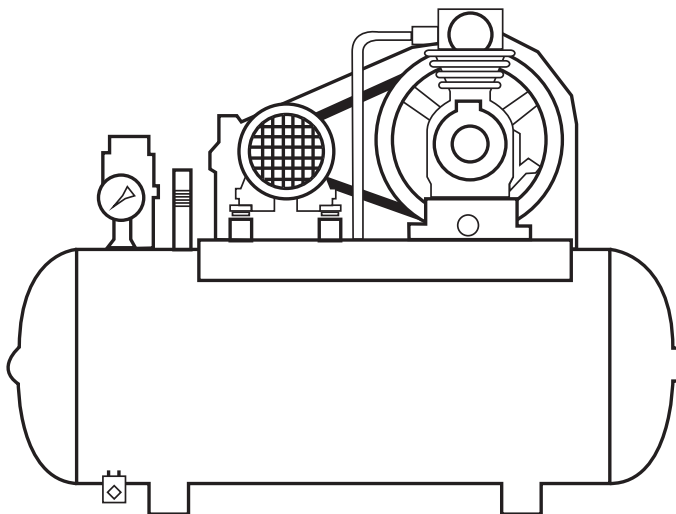
As a general rule, the larger the tank, the better the system. Use a larger tank for installations where large flows of short duration are needed.

**Example:** For a 5 hp compressor use a **60 Gal. (227 L)**, **80 Gal. (303 L)** or **120 Gal. (454 L)** storage tank.

### E) Controls

**Stop-Start** – The motor stops when the compressor unloads and starts again when the pressure in the receiver drops. Use a stop-start pressure switch control for a small system. (Compressors up to 15 hp.)

**Continuous Run** – Equipped with constant pressure control, loading and unloading as the supply of compressed air in the receiver drops or reaches a maximum.



# Maintaining Adequate Air Flow

## Prevent and Eliminate Air Supply Restrictions

### Common Causes of Restriction

- The air supply hose is too long.
- The inside diameter (I.D.) of the hose is too small.
- The air connections or fittings have inside diameters that are too small.
- There are too many air connections or fittings being used.
- If an inline filter is being used, the unit may be too small or the filter element may be plugged.
- If an inline regulator is being used, the unit may be too small, not adjusted properly or defective.
- The air supply hose, air fitting, air tool inlet or air tool exhaust may be plugged.
- If the air tool has a speed regulator, it may be closed.

### Air Hose Supply

- Use the air supply hose with the correct inside diameter as is recommended by the air tool manufacturer.
- Use the shortest air supply hose possible for the task being performed.
- Longer air supply hoses require larger inside diameters.
- Coiled air supply hoses appear much shorter than they actually are. When using a coiled hose, make sure that the inside diameter is large enough to compensate for the length (see chart below).

### Air Supply Hose Recommended Chart

- Choose the correct Inside Diameter (I.D.) and Length of Air Supply Hose.

**NOTE:** To increase the length of air supply hose it will be necessary to increase the inside diameter of the hose.

Air Motor SCFM (Standard Cubic Feet Per Minute)	Hose & Fitting I.D. Required	Recommended Length Air Supply Hose
22 SCFM (623 L/Min)	1/4" (8 mm)	1' - 8' (0.3048 m - 2.44 m)
28 SCFM (793 L/Min)	3/8" (10 mm)	1' - 25' (0.3048 m - 7.6 m)
35 SCFM (991 L/Min)	3/8" (10 mm)	1' - 20' (0.3048 m - 6.10 m)
45 SCFM (1,274 L/Min)	3/8" (10 mm)	1' - 10' (0.3048 m - 3.042 m)
73 SCFM (2,067 L/Min)	1/2" (15 mm)	1' - 20' (0.3048 m - 6.10 m)

### Air Supply Hoses *(Available from Dynabrade)*

- 3/8" I.D. with two male 1/4" NPT fittings. **Part No. 11292** - 8 feet (2.44 m) long (see page 226)
- 1/2" I.D. with one male and one female 1/2" NPT fitting. **Part No. 95870** - 5 feet (1.53 m) long (see page 226)
- 8 mm I.D. and 10 mm I.D. lightweight hoses (see page 225)

## The Cost Of An Air Hose Leak

### One 1/16" hole in a hose leaks at 100 PSIG:

- 4.25 cubic feet per minute (CFM)
- 255 cubic feet per hour
- 2,040 cubic feet in an 8-hour day
- 6,120 cubic feet per 24 hours

### The cost of one leaking air hose:

$$\begin{array}{rclcl}
 240 & \times & 6,120 & = & 1,468,800 \\
 \text{working days} & & \text{leakage in cf} & & \text{air lost in cf} \\
 \text{per year} & & \text{per 24 hours} & & \text{per year} \\
 1,468,800 & \times & \$0.00041^* & = & \text{US \$602.21}^* \\
 \text{air lost in cf} & & \text{cost per cf based on typical} & & \text{total cost} \\
 \text{per year} & & \text{energy costs per kilowatt-hour} & & \text{per year!}
 \end{array}$$

\*Costs will vary based on local charges per kilowatt-hour.

## Plug Connectors

### Compare Airflow SCFM (L/Min)

- All information based upon size of I.D. at 90 PSIG (6.2 Bar) in conjunction with mating coupler.
- NPT (National Pipe Thread) is the thread size (such as 1/4" NPT).

#### Common Plug Connector 25 SCFM (708 L/Min)



#### Dynabrade Plug Connector 76 SCFM (2,152 L/Min)



# Healthy Work Environment

## The Term “Ergonomics” can be Defined as the Study of Work

### Ergonomics

Ergonomics helps adapt the job to the person, rather than forcing the person to fit the job. Adapting the job to fit the worker can help reduce ergonomic stress and eliminate many potential ergonomic disorders. The objective of ergonomics is to adapt the job and workplace to the worker by designing tasks, work stations, tools and equipment that are within the worker's physical capabilities and limitations. Major causes of many current ergonomic problems are technological advances such as more specialized tasks, higher assembly line speeds, and increased repetition, plus a lack of ergonomically designed technologies. Consequently,

worker's hands, wrists, arms, shoulders, backs and legs may be subjected to thousands of repetitive twisting, forceful or flexing motions during a typical workday. In many instances, some machine tools and work environment are often poorly designed, placing undue stress on the worker's tendons, muscles and nerves. Recognizing ergonomic hazards in the workplace is the essential first step in correcting the hazards and improving worker protection. The proper Dynabrade tool and work environment can help reduce the contributing factors associated with cumulative trauma disorders.

### Dynabrade Tools Meet the Following High Quality Standards

Ergonomics and operator comfort have worked their way into each Dynabrade air tool design. Factors including, vacuum, vibration, insulation and noise (VVIN) are addressed at every integral design stage. VVIN is now critical to our research and development of new products as we continue to meet the challenging needs of the market place.

#### Vacuum

Airborne sanding particles can cause severe inflammation of the eyes and lung tissue, varying on the degree of exposure and the type of airborne contaminants involved. It is because of this danger that Dynabrade manufactures self-generated and central vacuum tools that direct airborne sanding particles away from the operator and the air motor, reducing contamination and the cause of risk to the operator.



#### Vibration

All hand-held machines transmit vibration to an operator's hand while in operation. Operators that work with vibrating machines for extended periods of time risk many types of injury. The most common are vascular injury, nerve injury, skeletal injury and joint injury. To help reduce vibration, we have built-in features such as composite housings and rubber overmolds, plus superiorly balanced motors and shafts. In addition, Dynabrade premium Sanding Pads are manufactured with unique one-piece hub assembly, ensuring lower vibration levels.

#### Insulation

Cold caused by pneumatic powered tools can cause a variety of work related injuries. Dynabrade manufactures a variety of tools with thermal-insulated housings that help prevent cold temperature transmission to the operator, reducing the risk of white finger disease and other related injuries.



#### Noise

High sound levels over an extended period of time can damage hearing. New enhancements to muffling systems, exhaust overhose protection and other tool design factors further reduce tool sound levels in the workplace.

#### Properly Designed Tool

An example of how a properly designed tool assists in reducing work injuries is Dynabrade's 7° Offset, Gearless Front Exhaust Die Grinder:

- Lightweight composite housing with anti-slip ring reduces cold air transmission to operator's hand.
- Handle is offset 7° for greater operator comfort and control.
- Gearless design reduces vibration.
- Smaller collet design reduces excessive run-out and reduces vibration.
- Low profile for greater operator control to work in hard to reach areas.



#### Unique Vacuum Design

Anti-clog design enhances vacuum pick-up and directs dust away from the air motor. Ask about our self-contained dust collection systems and vacuum shrouds.



#### Less Vibration

Composite base and integrated rubber over-mold create a non-slip feel and insulate from cold air.

#### Insulated Handle

Helps insulate from cold air... now standard on most tools.



#### Low Sound Levels

Rear exhaust muffler standard on many models.



#### Optional Overhose Assembly

May be used to further reduce noise levels by as much as 5 dB(A). Overhose redirects exhaust away from operator and workpiece.





# Performance Assurance


## Air Tool and Air System Inspection/Diagnosis

### Air Tool Inspection

#### ☐ Inspect the air tool.



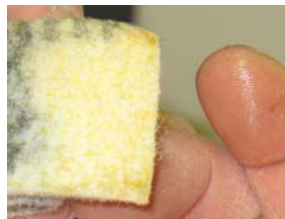
#### ☐ Is the tool's air inlet clean?



#### ☐ Is the tool's exhaust (muffler/silencer) clean?



#### ☐ Has the motor been oiled?



This silencer shows evidence of oil.



This air motor received "Last-Rites Oil."

Notice, the puddle of oil appears clean.

#### ☐ Can the tool's spindle be turned by hand?



"The spindle won't turn." This usually indicates broken vanes.

Generally, broken vanes indicate that the motor has not been oiled regularly.

### Air System Check

#### Tachometer

- ☐ Affix a 1/2" (12 mm) square piece of reflective tape to the tool's spindle or pad.
- ☐ Aim the Laser Pointer at the reflective tape and run the tool. (Operational distance: 2"/50 mm to 20"/500 mm)
- ☐ Read RPM. (Notice: Refer to User's Manual for more detailed instructions.)

#### PSI Gauge

- ☐ Connect Air Gauge and air supply hose to the air inlet of the tool.
- ☐ Run the tool and adjust air supply pressure to 90 PSIG (6.2 Bar).

#### Condition of Coupler and Plug

- ☐ Check for wear or damage to coupler and/or plug.
- ☐ Can the I.D. of the plug supply enough air to the tool?

#### Condition of Air Hose

- ☐ Check to see if the hose is frayed or cracked? (see "Cost of an Air Hose Leak" on reverse side)
- ☐ What is the length of the hose?
- ☐ Match length and I.D. of hose to air requirement of tool.
- ☐ Is there a hose reel?

#### Condition of Air Hose (Continued)

- ☐ How many coupler connections exist from the drop to the workbench?
- ☐ Are there any "T's" or a manifold at the workbench?
- ☐ How can Dynaswivel® prolong the life of the hose?

#### Filter-Regulator-Lubricator

- ☐ FRL – is it present? If yes, is it working?
- ☐ Filled with oil? Set for proper lubrication?
- ☐ What type of oil? (Weight, Non-detergent vs. Detergent – Notice: Non-detergent oils contain little to no solvents. Air Tool Oils with "conditioner" usually contain solvents. Example: Both Marvel® Air Tool Oil and Marvel® Mystery Oil contain mineral spirits, a common solvent used as paint thinner.)
- ☐ Are there reducer bushings being used to connect the air supply to the FRL?
- ☐ What size is the fitting connecting the FRL to the air line that is supplying the air to the workbench?
- ☐ Are there any "T's" or manifolds coming directly off the FRL?
- ☐ What material is the pipe that is carrying the air supply? Black Iron?



# Pipe Belt Finisher

## Air-Powered Finisher for Rounded Surfaces

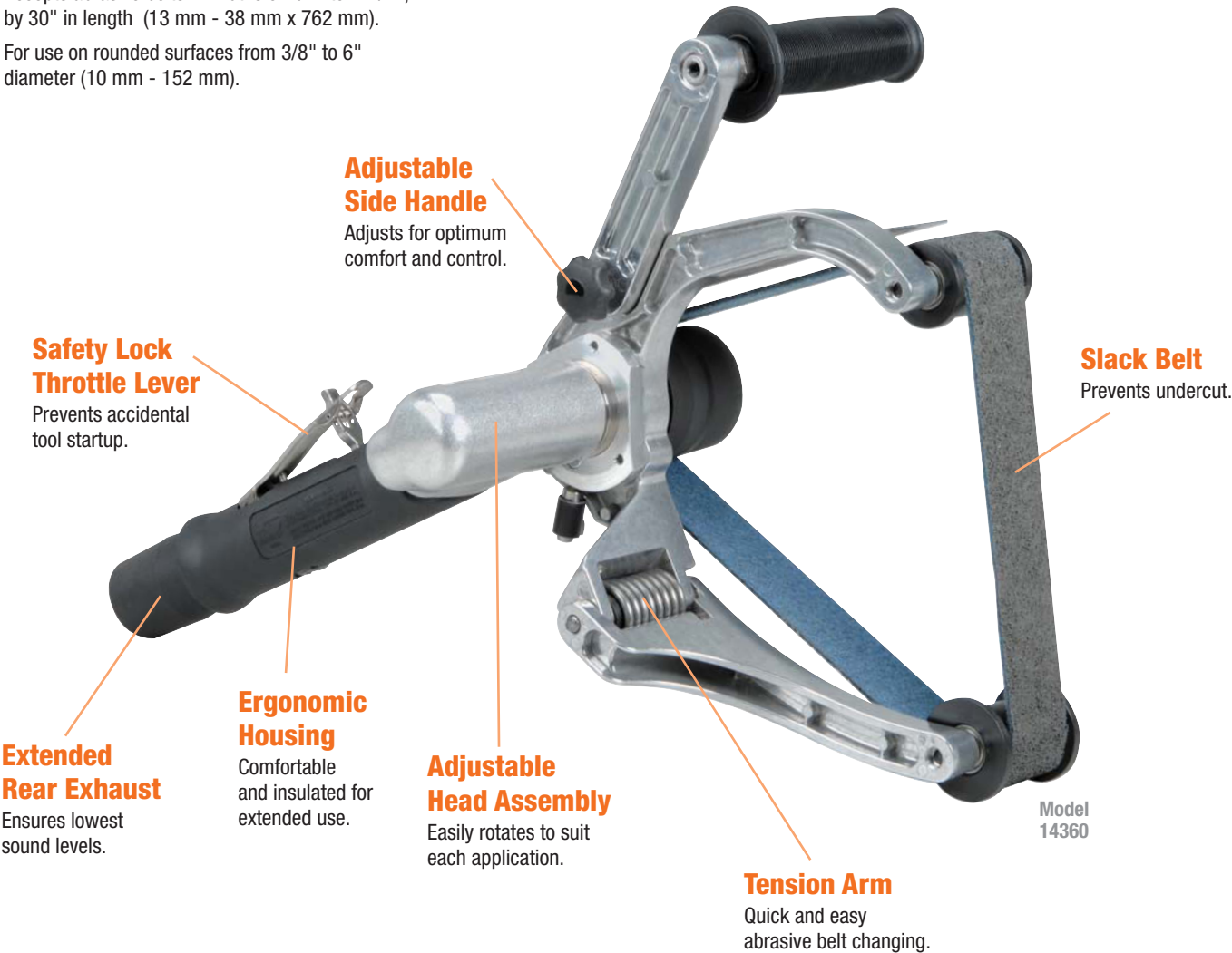
*The Pipe Belt Finisher is ideal for finishing applications on cylinders or workpieces with a radius. Operators use the slack of the belt to conform to the curvature of a workpiece and prevent gouging. Designed for use with either coated or non-woven abrasives the Pipe Belt Finisher can set and finish a grain pattern.*



Two-handed use increases operator control.

### Model 14360 .7 hp, 3,400 RPM

- Accepts abrasive belts in widths of 1/2" to 1-1/2", by 30" in length (13 mm - 38 mm x 762 mm).
- For use on rounded surfaces from 3/8" to 6" diameter (10 mm - 152 mm).



#### Adjustable Side Handle

Adjusts for optimum comfort and control.

#### Safety Lock Throttle Lever

Prevents accidental tool startup.

#### Extended Rear Exhaust

Ensures lowest sound levels.

#### Ergonomic Housing

Comfortable and insulated for extended use.

#### Adjustable Head Assembly

Easily rotates to suit each application.

#### Tension Arm

Quick and easy abrasive belt changing.

#### Slack Belt

Prevents undercut.

Model 14360

Model Number	Motor RPM	Motor hp (W)	Sound Level	Abrasive Belt Size Inch (mm)	Maximum Air Flow SCFM (L/Min)	Maximum SFPM (SM/Min)	Weight Pound (kg)	Length Inch (mm)	Height Inch (mm)
14360	3,400	.7 (522)	82 dB(A)	1/2 - 1-1/2 W x 30 L (13 - 38 x 762)	40 (1,124)	2,100 (640)	6.5 (2.9)	18 (450)	10 (254)

**Tune-Up Kit: No. 96234** • Additional Specifications: Air Inlet Thread 1/4" NPT • Hose I.D. Size 3/8" (10 mm) • Air Pressure 90 PSIG (6.2 Bar)

**NOTE:** Dynabrade tools undergo continuous in-house evaluation. Therefore a tool specification may be updated from the value shown above. For the most current specifications of any tool, please visit [Dynabrade.com](http://Dynabrade.com).

# Dynorbital® Extreme

## Random Orbital Sander Series



**EXTREME sanding in any application from Dynabrade, the premier random orbital solution provider.**

Dynabrade proudly introduces our most refined random orbital sander to date. The Dynorbital® Extreme boasts the greatest power and most consistent speed of any palm-style orbital sander. Power and speed combine to quickly and reliably produce the desired finish, while ergonomic features keep operators safe and comfortable throughout their day. Symmetrical design allows left or right-handed operators to work comfortably, while the compact size of the Dynorbital® Extreme fits naturally in most operator's hands.

***American-made from the highest grade materials for long-life and high durability.***



### EXTREME POWER

- New motor design has the highest power-to-weight ratio in the industry, with 0.3 hp at 1.8 lbs.
- Most consistent speed under load in industry, running at 92% of rated tool speed.
- New rotor design enhances power with less friction.

### EXTREME COMFORT

- Ergonomic design with integrated comfort platform for more wrist support and overall operator comfort.
- Soft grip co-molded to rigid composite base housing for maximum comfort and durability.
- Recessed throttle lever eliminates pinch and pressure points on an operator's palm.

### EXTREME PERFORMANCE

- Achieve consistent, superior finishes in less time.
- Premium sanding pad is weight-mated for the lowest vibration levels.
- Made from the highest quality materials for extreme durability and longevity.





### Recessed Throttle Lever

Eliminates pressure point on palm.

### Integrated Comfort Platform

Provides enhanced ergonomic comfort.

### Comfort Grip

Tactile, ambidextrous design.

Model X61V

### Integrated Swivel Cuff

Secure, maneuverable vacuum connection.

### Weight-Mated Sanding Pad

For reduced vibration and consistent finishes.

### Lip Seal Shroud

Allows excellent vacuum performance.

### Increased Port Size

For better vacuum capture rate.



### 12 Models Available

Pad Diameter  
5" (127 mm) or 6" (152 mm)

Orbit Diameter  
3/16" (5 mm) or 3/32" (2.5 mm)

Source Capture  
Non-Vacuum or Central Vacuum



### 3/16" Dia. Orbit

General Sanding  
Teal Throttle Lever




### 3/32" Dia. Orbit

Ultra-Fine Sanding  
Black Throttle Lever



### Ideal Industries



For a swirl-free finish, always start the sander on the work surface and stop the sander off the surface.

Model Number	Diameter Inch (mm)	Pad Type	Orbit Dia. Inch (mm)	Vacuum Type	Motor RPM	Motor hp (W)	Sound Level	Max. Air Flow SCFM (L/Min)	Weight Pound (kg)	Height Inch (mm)
X51	5 (127)	PSA	3/16 (5)	Non-Vacuum	12,000	0.3 (224)	74 dB(A)	19 (538)	1.78 (0.8)	3.7 (95)
X51H	5 (127)	Hook-Face	3/16 (5)	Non-Vacuum	12,000	0.3 (224)	73 dB(A)	19 (538)	1.78 (0.8)	3.7 (95)
X51V	5 (127)	Hook-Face	3/16 (5)	Central Vacuum	12,000	0.3 (224)	74 dB(A)	19 (538)	1.94 (0.9)	3.7 (95)
X52	5 (127)	PSA	3/32 (2.5)	Non-Vacuum	12,000	0.3 (224)	73 dB(A)	19 (538)	1.74 (0.8)	3.7 (95)
X52H	5 (127)	Hook-Face	3/32 (2.5)	Non-Vacuum	12,000	0.3 (224)	72 dB(A)	19 (538)	1.74 (0.8)	3.7 (95)
X52V	5 (127)	Hook-Face	3/32 (2.5)	Central Vacuum	12,000	0.3 (224)	74 dB(A)	19 (538)	1.9 (0.9)	3.7 (95)
X61	6 (152)	PSA	3/16 (5)	Non-Vacuum	12,000	0.3 (224)	72 dB(A)	19 (538)	1.86 (0.8)	3.7 (95)
X61H	6 (152)	Hook-Face	3/16 (5)	Non-Vacuum	12,000	0.3 (224)	78 dB(A)	19 (538)	1.86 (0.8)	3.7 (95)
X61V	6 (152)	Hook-Face	3/16 (5)	Central Vacuum	12,000	0.3 (224)	73 dB(A)	19 (538)	2.02 (0.9)	3.7 (95)
X62	6 (152)	PSA	3/32 (2.5)	Non-Vacuum	12,000	0.3 (224)	73 dB(A)	19 (538)	1.82 (0.8)	3.7 (95)
X62H	6 (152)	Hook-Face	3/32 (2.5)	Non-Vacuum	12,000	0.3 (224)	75 dB(A)	19 (538)	1.82 (0.8)	3.7 (95)
X62V	6 (152)	Hook-Face	3/32 (2.5)	Central Vacuum	12,000	0.3 (224)	73 dB(A)	19 (538)	1.98 (0.9)	3.7 (95)

**Tune-Up Kit: No. 96576** • Additional Specifications: Air Inlet Thread 1/4" NPT • Hose I.D. Size 1/4" (6 mm) • Air Pressure 90 PSIG (6.2 Bar)

**NOTE:** Dynabrade tools undergo continuous in-house evaluation. Therefore a tool specification may be updated from the value shown above.

For the most current specifications of any tool, please visit [Dynabrade.com](http://Dynabrade.com).

# Variable Speed Pencil Grinder

## Precision Deburring & Finishing Tool

*Precision deburring, finishing and engraving, with easily adjustable speed to suit each application! Designed with "The Dynabrade Difference," this is an essential tool for turbine blade manufacturers, tool & die shops, machine shops, investment castings, jewelry, medical implants, composites and more!*



Compact size provides precise control.

**Model 52850 1/8" Collet**

**Model 52855 3 mm Collet**

- Each model accepts optional collet inserts: 1/16" (51760) and 3/32" (51674).
- Whisper-quiet sound levels of 67 dB(A).



**93351 Carbide Burr Kit**  
includes 12 Burrs (1/8").  
See page 251.



### High-Quality Air Line

1/4" (6 mm) in diameter and  
5 feet (1.5 m) in length.

### Large Precision Bearings

Ensure longer tool life.

### Ergonomic Tactile Grip

Insulated non-slip grip  
for comfortable use.

### Low Collet "Run-Out"

Minimizes vibration and  
ensures high-quality cut.

### Spindle Lock

With "thru-hole" for  
quick accessory change.  
No struggling with two  
wrenches!

### Overhose Assembly

Helps direct air and excess  
oil away from operator.  
12" (305 mm) in length.

### Variable Speed Flow Control

Adjust your desired speed with dial,  
from 35,000 to 60,000 RPM. Unlike  
"roll valves," your speed STAYS SET  
when turning tool off and on.

### Push-Button Operation

For simple on/off tool operation.  
Tool comes on at same speed as  
when you shut it off!

Model Number	Collet Insert	Motor RPM	Motor hp (W)	Sound Level	Maximum Air Flow SCFM (L/Min)	Air Pressure PSIG (Bar)	Air Inlet Thread	Hose I.D. Inch (mm)	Weight Pound (kg)	Length Inch (mm)	Diameter Inch (mm)
52850	1/8"	60,000	.1 (75)	67 dB(A)	6 (170)	90 (6.2)	1/4" NPT	1/4 (6)	.7 (6.3)	4.5 (114)	.6 (15)
52855	3 mm	60,000	.1 (75)	67 dB(A)	6 (170)	90 (6.2)	1/4" NPT	1/4 (6)	.7 (6.3)	4.5 (114)	.6 (15)

Tune-Up Kit: No. 96601

**IMPORTANT:** Speed of tool must not exceed maximum operating speed of accessory.

# .4 hp Extension Die Grinder

## Straight-Line, Front & Rear Exhaust

*Dynabrade adds to our outstanding .4 hp Die Grinder series, with Extension models for reaching into previously inaccessible areas! Offering extended shafts of 3" (76 mm) or 6" (152 mm), these tools allow efficient finishing within deep workpiece channels and difficult passages!*



*Gain access to narrow cavities.*

- Ideal for rapid material removal, deburring, deflashing, surface preparation, cleaning, finishing and polishing.
- Accepts optional carbide burrs, abrasive stones, mounted wheels and molded abrasives.
- Shaft diameter of only 19 mm fits into narrowest of areas!
- Governor-controlled motor maintains speed under load.
- Ergonomic tool housing with comfortable "soft touch" grip.
- Safety-lock throttle lever prevents accidental startup.

### 3" (76 mm) Extension Models

- 25,000 RPM, 1/4" & 6 mm Collets

**Model 43500** *Front Exhaust*

**Model 43505** *Rear Exhaust*





### 6" (152 mm) Extension Models

- 25,000 RPM, 1/4" & 6 mm Collets

**Model 43510** *Front Exhaust*

**Model 43515** *Rear Exhaust*



Motor Tune-Up Kits will extend the life of an air tool when used with a preventative maintenance schedule.

Model Number	Motor hp (W)	Motor RPM	Sound Level	Maximum Air Flow SCFM (L/Min)	Hose I.D. Size Inch (mm)	Air Inlet Thread	Air Pressure PSIG (Bar)	Weight Pound (kg)	Length Inch (mm)	Height Inch (mm)
43500	.4 (298)	25,000	77 dB(A)	20 (566)	1/4 (6)	1/4" NPT	90 (6.2)	1.2 (0.53)	9 (228)	1.7 (44)
43505	.4 (298)	25,000	72 dB(A)	20 (566)	1/4 (6)	1/4" NPT	90 (6.2)	1.3 (0.6)	11 (280)	1.7 (44)
43510	.4 (298)	25,000	77 dB(A)	20 (566)	1/4 (6)	1/4" NPT	90 (6.2)	1.5 (0.68)	12 (304)	1.7 (44)
43515	.4 (298)	25,000	73 dB(A)	20 (566)	1/4 (6)	1/4" NPT	90 (6.2)	1.7 (0.75)	14 (357)	1.7 (44)

**NOTE:** Dynabrade tools undergo continuous in-house evaluation. Therefore a tool specification may be updated from the value shown above. For the most current specifications of any tool, please visit [Dynabrade.com](http://Dynabrade.com).

**Tune-Up Kit: No. 96541**



# Raptor Vac® Cart

## Mobile Vacuum Accessory for M-Class Vacuums

*Safely store your vacuum & vacuum hoses, air lines, and tools from becoming tripping hazards. The Raptor Vac® Cart by Dynabrade is designed for safe portability throughout your workshop environment. Keep organized with optional Systainer box systems available in two sizes.*

### Ideal Industries



### Model 61485 18" x 24" Platform

- Premium powder coat finish.
- Compact design leaves small footprint.



#### Electric Cord Handler

Secures Raptor Vac® power cord.

#### Tool/Vac Hose Hangers

Help eliminate tripping hazards.



#### Rotating Work Surface

Allows for easy vacuum maintenance and holds up to 25 lb. (max).

#### Large Wheels

Easily transport over uneven surfaces.

#### Locking Casters

Prevent cart from wandering.

**TECH TIP**

Do not overload cart with excess tools and accessories. Maximum cart load is 150 lb.

Model Number	Platform Dimensions Inch (cm)	Weight Pound (kg)	Shipping Weight Pound (kg)	Height Inch (cm)	Length Inch (cm)
61485	18 (46) x 24 (61)	83 (38)	97 (44)	49 (124)	30.8 (78)

# 300 Series

## Dual Pad, Dual Piston Driven Sanders

*The 300 Series sanders are ideal for a variety of finishing applications using coated & non-woven abrasives or finishing compounds. The dual-piston motor provides impressive power with very little air flow required to efficiently complete a finishing process.*

- Ideal for leveling, wet sanding, rubbing, polishing and finish blending applications.
- Equipped with (2) 3-3/8" x 7-1/4" (86 mm x 184 mm) rubber sanding pads (21682).
- For use with coated abrasives 3-2/3" x 9" (93 mm x 230 mm) and non-woven nylon sheets 4" x 10-1/2" (102 mm x 267 mm).
- Model 300CE & 300ACE are CE certified without lock-on feature.



Create satin, matte, high gloss and a variety of other finishes.

### 3/4" (19 mm) Stroke Length

- 1,916 SPM

**Model 300** Standard

**Model 300CE** CE Certified

### 1/2" (13 mm) Stroke Length

- 1,916 SPM

**Model 300A** Standard

**Model 300ACE** CE Certified



### Hanger Bracket

For convenient tool storage.


### Built-In Water Feed

Throttle lever controlled.



### Pad Clips


For easy abrasive sheet attachment.



Model 300

### In-Line Motion

Create superior high-end finishes.



300 Series sanders are equipped with a tool hanger for use in vertical applications to help reduce operator fatigue.

Model Number	Stroke Length Inch (mm)	SPM	Sound Level	Maximum Air Flow SCFM (L/Min)	Hose I.D. Size Inch (mm)	Air Inlet Thread	Air Pressure PSIG (Bar)	Weight Pound (kg)	Water Inlet Thread
300	3/4 (19)	1,916	79 dB(A)	8.6 (243)	1/4 (6)	1/4" NPT	90 (6.2)	6.5 (2.9)	1/4" NPT
300CE	3/4 (19)	1,916	79 dB(A)	8.6 (243)	1/4 (6)	1/4" NPT	90 (6.2)	6.5 (2.9)	1/4" NPT
300A	1/2 (13)	1,916	79 dB(A)	8.6 (243)	1/4 (6)	1/4" NPT	90 (6.2)	6.5 (2.9)	1/4" NPT
300ACE	1/2 (13)	1,916	79 dB(A)	8.6 (243)	1/4 (6)	1/4" NPT	90 (6.2)	6.5 (2.9)	1/4" NPT

**NOTE:** Dynabrade tools undergo continuous in-house evaluation. Therefore a tool specification may be updated from the value shown above.

For the most current specifications of any tool, please visit [Dynabrade.com](http://Dynabrade.com).

# 600 Series

## Single Piston, Straight-Line Sander

*The 600 Series sander delivers a remarkable amount of power for a compact tool. Remove handling marks, blend and finish stainless steel, aluminum, wood or composites with consistency and power provided by the in-line motion and piston motor.*

### Model 600 5/16" (8 mm) Stroke Length

- Ideal for wet or dry sanding, blending & polishing applications.
- Designed with a powerful single piston motor that requires only 7 SCFM (204 LPM) to reach peak performance.
- Equipped with 3-1/2" x 7-1/4" (89 mm x 184 mm) rubber sanding pad (33632).
- For use with 3-2/3" x 9" (93 mm x 230 mm) coated abrasive and non-woven nylon sheets.



Use coated and non-woven nylon abrasives for your desired finish.

#### Ergonomic Grip

One or two hand operation.

#### Pad Clips

For easy abrasive sheet attachment.




#### Built-In Water Feed

Throttle lever controlled.



#### In-Line Motion

Create superior high-end finishes.



Very little operator effort required; the weight of the tool does the job!

Model Number	Stroke Length Inch (mm)	SPM	Sound Level	Maximum Air Flow SCFM (L/Min)	Hose I.D. Size Inch (mm)	Air Inlet Thread	Air Pressure PSIG (Bar)	Weight Pound (kg)	Water Inlet Thread
600	5/16 (8)	3,200	81 dB(A)	7 (204)	1/4 (6)	1/4" NPT	90 (6.2)	5.3 (2.4)	1/4" NPT

**NOTE:** Dynabrade tools undergo continuous in-house evaluation. Therefore a tool specification may be updated from the value shown above. For the most current specifications of any tool, please visit [Dynabrade.com](http://Dynabrade.com).



# Numerical Index of Tools

Model No.	Page No.	Model No.	Page No.	Model No.	Page No.	Model No.	Page No.	Model No.	Page No.	Model No.	Page No.	Model No.	Page No.	Model No.	Page No.
10832	138	13511	32	18180	184	48360	54	51302	59	51622	50	52221	61	52573	109
10843	138	13512	34	18253	183	48365	54	51303	59	51623	50	52222	61	52574	109
10844	139	13515	34	18255	183	48370	54	51304	59	51624	50	52223	61	52576	107
10846	139	13516	34	18256	183	48500	72	51305	59	51629	50	52242	66	52577	107
10847	139	13517	35	18258	183	48503	72	51306	59	51630	50	52256	63	52578	107
10848	140	13518	35	30200	145	48520	73	51307	59	51631	50	52257	63	52579	109
10849	140	13519	37	30304	145	48521	73	51330	143	51632	50	52258	63	52580	109
10850	140	13520	35	30336	145	48522	73	51331	143	51633	50	52267	62	52590	72
10851	140	13521	32	30337	145	48530	74	51332	144	51634	50	52276	63	52596	89
11475	24	13523	35	40260	99	48531	74	51333	144	51700	48	52277	63	52597	90
11476	24	13525	36	40320	13	48532	74	51350	179	51701	48	52278	63	52615	113
11477	24	13531	32	40321	13	48540	73	51390	125	51702	48	52280	62	52630	98
11486	25	13535	36	40324	13	48541	73	51391	125	51703	48	52289	66	52631	77
12200	141	14000	10	40326	13	48542	73	51392	125	51704	48	52290	66	52632	98
12201	141	14010	10	40330	15	49135	136	51393	125	51705	48	52293	66	52633	98
12202	141	14200	27	40335	13	49400	162	51394	125	51706	48	52294	66	52634	77
12204	142	14300	28	40352	14	49401	162	51395	125	51707	48	52297	66	52635	77
12205	142	14303	28	40353	14	49402	162	51396	125	51708	48	52373	103	52638	98
12206	142	14306	28	40381	13	49403	120	51397	125	51730	48	52374	103	52639	98
12207	142	15003	18	40610	15	49403	162	51400	119	51731	48	52376	103	52656	81
12250	143	15006	18	40611	15	49410	72	51401	119	51732	48	52377	103	52657	81
13100	37	15013	18	40615	15	49420	55	51402	119	51733	48	52378	103	52660	67
13101	37	15300	20	40616	15	49425	57	51405	119	51740	48	52379	103	52662	67
13102	37	15302	20	46000	57	49430	130	51410	161	51742	48	52380	103	52663	67
13200	32	15360	21	46001	57	49440	120	51411	161	51750	48	52400	73	52665	67
13201	33	15400	21	46002	57	49455	130	51412	161	51753	48	52402	73	52666	67
13202	33	15401	21	47200	53	50210	87	51415	161	51756	48	52405	73	52667	67
13204	33	15420	21	47201	53	50211	88	51430	124	51810	48	52410	74	52668	67
13205	33	18000	185	47202	53	50302	95	51450	124	51811	48	52412	74	52669	67
13206	35	18001	185	47211	58	50303	100	51451	124	51812	48	52413	74	52672	68
13207	35	18010	185	47212	58	50304	80	51454	124	51813	48	52415	74	52673	68
13214	35	18011	185	47800	57	50307	80	51455	124	51846	131	52418	111	52675	68
13215	36	18015	185	47801	57	50320	79	51458	125	51847	131	52420	107	52676	68
13220	33	18020	185	47802	57	50321	79	51459	125	51848	131	52430	109	52677	68
13300	39	18025	184	47820	73	50324	78	51470	125	52050	43	52431	109	52678	68
13301	39	18026	184	47821	73	50340	100	51472	125	52051	43	52434	107	52679	68
13310	39	18050	187	47822	73	50348	101	51474	83	52052	43	52435	107	52700	95
13400	40	18055	187	48201	53	50350	101	51476	83	52060	42	52436	112	52705	93
13401	40	18056	187	48203	53	50561	88	51479	83	52061	42	52438	112	52706	95
13410	40	18058	187	48205	58	50570	87	51510	189	52062	42	52439	107	52710	93
13411	40	18063	186	48207	58	51130	38	51511	189	52100	63	52515	78	52711	93
13450	40	18066	188	48315	57	51134	38	51580	126	52101	63	52516	78	52712	93
13460	40	18067	189	48316	57	51225	86	51582	159	52102	63	52518	78	52715	105
13500	32	18068	188	48317	57	51226	86	51583	159	52200	54	52537	110	52716	105
13501	32	18069	189	48325	54	51227	86	51584	126	52202	54	52538	110	52717	105
13502	33	18071	189	48327	54	51230	86	51585	41	52204	58	52557	74	52718	105
13503	33	18072	189	48335	58	51231	86	51600	125	52206	58	52558	74	52719	105
13505	34	18075	186	48337	58	51232	86	51601	125	52211	61	52561	79	52720	105
13506	34	18080	186	48341	54	51235	85	51602	83	52212	61	52562	79	52721	105
13507	35	18100	184	48345	54	51236	85	51603	83	52213	61	52563	80	52722	105
13508	35	18101	184	48350	53	51300	59	51604	83	52216	62	52564	79	52760	167
13509	37	18160	184	48355	53	51301	59	51605	83	52218	62	52565	79	52802	81

# Numerical Index of Tools (Cont'd)

Model No.	Page No.	Model No.	Page No.	Model No.	Page No.	Model No.	Page No.	Model No.	Page No.	Model No.	Page No.	Model No.	Page No.	Model No.	Page No.
52831	129	53235	102	54730	108	56880	148	58015	170	59000	154	64902	194	69009	152
52832	129	53242	102	54732	108	56883	148	58017	170	59003	154	64903	194	69010	152
52833	129	53243	104	54734	108	56884	148	58034	180	59004	154	64904	194	69013	152
52834	129	53244	102	54736	108	56890	148	58035	180	59005	154	64905	194	69014	152
52835	129	53245	102	54740	108	56893	148	58037	180	59008	154	64991	200	69015	152
52836	129	53249	102	54742	108	56894	148	58038	180	59009	154	64993	200	69018	152
52861	47	53251	82	54744	108	57101	157	58039	180	59010	154	65014	200	69019	152
52862	47	53252	82	54746	108	57126	118	58040	169	59013	154	65016	200	69020	152
52863	47	53253	82	54767	94	57127	93	58041	169	59014	154	65750	200	69023	152
52864	47	53261	82	54769	94	57400	178	58050	39	59015	154	65751	200	69024	152
52900	29	53262	82	54771	96	57401	178	58054	154	59018	154	65752	200	69025	152
52903	136	53263	82	54773	96	57404	178	58070	174	59019	154	65753	200	69028	152
52904	136	53415	163	54775	96	57405	178	58075	174	59020	154	66402	201	69029	152
52905	136	53417	163	54777	96	57407	178	58400	158	59023	154	67600	193	69030	152
52906	136	53435	130	54783	94	57500	160	58401	158	59024	154	67601	193	69033	152
52907	136	53460	119	54785	94	57502	160	58405	158	59025	154	67602	193	69034	152
52931	129	53465	119	54787	96	57503	160	58406	158	59028	154	67603	193	69035	152
52932	129	53465	163	54789	96	57504	160	58409	158	59029	154	67604	193	69038	152
52933	129	53501	60	54791	96	57550	122	58410	158	59030	154	67605	193	69039	152
52934	129	53502	60	54793	96	57553	122	58411	158	59033	154	67800	192	69040	152
52935	129	53510	60	55126	118	57571	151	58414	158	59034	154	67801	192	69043	152
52936	129	53511	60	56715	69	57572	150	58415	158	59035	154	67802	192	69044	152
52986	129	53521	106	56719	69	57573	151	58416	158	59038	154	67803	192	69100	152
52987	129	53522	106	56723	69	57574	150	58418	158	59039	154	67804	192	69103	152
53037	131	53523	106	56727	69	57575	151	58419	158	59040	154	67805	192	69104	152
53046	131	53531	106	56739	70	57582	150	58420	158	59043	154	67806	192	69108	152
53047	131	53532	106	56743	70	57583	151	58430	166	59044	154	67807	192	69109	152
53048	131	53533	106	56747	70	57584	150	58431	166	59100	154	67808	192	69110	152
53060	132	53781	64	56751	69	57585	151	58435	166	59103	154	67809	192	69113	152
53072	131	53783	106	56755	69	57800	175	58436	166	59104	154	67810	192	69114	152
53073	131	53807	60	56759	70	57801	175	58441	168	59108	154	67811	192	69150	152
53074	131	53808	60	56800	148	57804	175	58442	168	59109	154	67812	192	69500	160
53077	131	53811	64	56803	148	57810	175	58443	168	59110	154	67813	192	69502	160
53078	131	53812	64	56804	148	57811	175	58444	168	59113	154	67900	191	69503	160
53079	131	53868	81	56815	148	57814	175	58445	168	59114	154	67901	191	69504	160
53080	133	53869	81	56818	148	57900	170	58446	168	59115	156	67902	191	69540	121
53081	133	54343	65	56819	148	57906	172	58455	118	59116	156	67903	191	69550	121
53090	132	54347	65	56826	148	57908	174	58460	166	59117	156	67904	191		
53091	132	54359	65	56829	148	57909	174	58461	166	59118	156	67905	191		
53092	132	54363	65	56830	148	57910	170	58465	166	59150	154	67906	191		
53093	132	54369	65	56840	148	57920	173	58466	166	60051	49	67907	191		
53094	132	54374	65	56843	148	57922	173	58480	159	60052	49	67908	191		
53095	132	54387	65	56844	148	57923	173	58485	159	64000	202	67909	191		
53096	132	54391	65	56850	148	57924	173	58500	176	64001	202	67910	191		
53103	137	54400	75	56853	148	57925	173	58501	177	64003	202	67911	191		
53104	137	54403	75	56854	148	57926	173	58502	177	64860	195	67912	191		
53105	137	54406	75	56859	148	57927	173	58503	176	64861	195	67913	191		
53106	137	54409	75	56862	148	57928	174	58504	177	64862	195	69000	152		
53143	133	54421	75	56863	148	57929	174	58505	177	64863	195	69003	152		
53232	102	54424	75	56870	148	57930	172	58506	177	64881	194	69004	152		
53233	104	54427	75	56873	148	58000	171	58507	176	64900	194	69005	152		
53234	102	54430	75	56874	148	58010	171	58509	176	64901	194	69008	152		

# Discover The Dynabrade Difference

**We Are Your Source For High-Quality, American-Made Power Tools!**



***Dynabrade is EASY to do business with – we work with you, from marketing, to customer service, to shipping, to sales, to RESULTS!***

## Sales Support

- Factory-trained experts on tools, air systems, accessories and abrasives.
- “System & Solutions” Approach: sales personnel outfitted with tools, accessories and abrasives for on-the-spot demonstrations.

## Cost Savings

- Let us analyze your air system with our Performance Assurance Kits.
- “Same Day/Next Day” shipping on most USA orders.
- USA Flat Rate Repair Program offers quick repairs by factory-trained experts.

## Training

- On-site tool training clinics to educate your personnel.
- USA DynaVans bring products directly to the workplace!

## Web Support

- Demonstration videos will show you how!
- Complete catalog and sales literature library.

## Customer Service Support

- Talk with a trained customer service representative.
- Discuss applications with an experienced technical support person.



*DynaVan*



*Performance Assurance Kit*



DYNABRADE.COM



***Visit us at [Dynabrade.com](http://Dynabrade.com)***





# Dynabrade.com

## Now in NINE Languages!

*Plus Additional Languages Coming*

**DYNABRADE Abrasive Power Tools**  
For USA Industrial Markets

Region/Market: USA / Industrial Products | Change >

Home About Us Contact Us Distributor Access Search Products

**Quick Links**

- Where To Buy
- Request Demo
- Parts Pages
- Lifetime Warranty
- Literature
- Online Training
- Repair Tutorials
- Product Support
- Videos
- Shows & Events
- FAQs

**Browse Products**

Grinders [View All Products >](#)

**My Industry & Materials** [More >](#)

- Woodworking
- Kitchen & Bath
- Metalworking
- Marine

**What's New?**

Dynabrade Tools for The Aerospace Industry  
Innovative Solutions with The Dynabrade Difference!

*Discover The Dynabrade Difference!*

Associations Compliance Organizations Employee Links Careers Privacy Policy © Dynabrade 2015

Dynabrade.com  
now offers these  
language choices:

- English
- German (Deutsch)
- Turkish (Türkçe)
- Spanish (Español)
- Portuguese (Português)
- Italian (Italiano)
- French (Français)
- Simplified Chinese (简体中文)
- Russian (русский)

*Visit often for the latest  
information on Dynabrade's  
NEW Products!*

## Discover The Dynabrade Difference!



**For More Tools and Related Accessories, Visit: [Dynabrade.com](http://Dynabrade.com)**



### DYNABRADE, INC.

8989 Sheridan Drive • Clarence, New York 14031-1419  
Phone: 716-631-0100 • US Fax: 716-631-2073 • International Fax: 716-631-2524  
**US Consumers Call Toll-Free: 1-800-828-7333**  
**Canadian Consumers Call Toll-Free: 1-800-344-1488**

### DYNABRADE EUROPE S.à r.l.

Zone Artisanale Op Tomm 6 • L-5485 Wormeldange-Haut, Luxembourg  
Phone: +352 768 494 1 • Fax: +352 768 495

### DYNABRADE INDIA ABRASIVE POWER TOOLS Pvt Ltd.

EL-54, TTC Industrial Area, M.I.D.C. Mahape • Electronic Zone, Navi Mumbai - 400705  
Maharashtra, India • Phone: +91 22 2763 2226 • Fax: +91 22 2763 2228

**US Consumer Toll-Free Number: 1-888-DYNABRADE**

DISTRIBUTED BY: